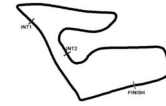


Session 1
Red Bull Ring



Reg. Nr.:

Provisional

Result List

Stewards / Race Management

STEWARD
STEWARD
STEWARD
RACE DIRECTOR
CLERK OF THE COURSE
TECHNICAL DELEGATE
CHIEF TIMEKEEPER

Weather Start/Finish

AIR 8.3°C
TRACK 15.8°C
CONDITIONS Dry
PRESSURE 993 hPa
AIR 9.3°C
TRACK 17.2°C
CONDITIONS Dry
PRESSURE 993 hPa

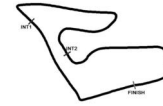
Track Information

GREEN FLAG 08:00:00
CHEQUERED FLAG 08:30:00
SAFETY CAR PHASE 0
FULL COURSE YELLOW PHASE 0
TRACK NAME Red Bull Ring
TRACK LENGTH 4318m
TURN COUNT 10
FASTEST LAP: #25. LTV - 1:29.950

STARTED: 27 CLASSIFIED: 27 NOT CLASSIFIED: 0 DISQUALIFIED: 0

Nr.	Drivers	Team	Lap	Best Time	Gap	Diff	Kph	Day Time
Cl.	Car	Competitor						
1	25 L.ten Voorde(NLD) Porsche 911 GT3 Cup	Team GP Elite(NLD)	12	1:29.950			172.8	8:23:17
2	14 M.Schuring(NLD) Porsche 911 GT3 Cup	SSR Huber Racing	16	1:30.536	0.586	0.586	171.6	8:27:36
3	99 B.Buus(DNK) Porsche 911 GT3 Cup	Allied-Racing(DEU)	15	1:30.536	0.586		171.6	8:28:56
4	94 D.Pereira(LUX) Porsche 911 GT3 Cup	IronForce Racing by Phoenix	14	1:30.698	0.748	0.162	171.3	8:25:22
5	27 D.van Kuijk(NLD) Porsche 911 GT3 Cup	GP Elite	13	1:30.743	0.793	0.045	171.3	8:24:32
6	4 L.Hartog(NLD) Porsche 911 GT3 Cup	BLACK FALCON(DEU)	15	1:30.816	0.866	0.073	171.1	8:26:13
7	3 L.Heinrich(DEU) Porsche 911 GT3 Cup	SSR Huber Racing	13	1:30.933	0.983	0.117	170.9	8:24:53
8	29 H.van Eindhoven(NLD) Rookie Porsche 911 GT3 Cup	GP Elite	6	1:30.946	0.996	0.013	170.9	8:19:23
9	57 R.van Buren(NLD) Porsche 911 GT3 Cup	Huber Racing	16	1:31.158	1.208	0.212	170.5	8:28:45
10	26 J.van Kuijk(NLD) Porsche 911 GT3 Cup	Team GP Elite(NLD)	10	1:31.193	1.243	0.035	170.4	8:21:19
11	92 M.Ammermüller(DEU) Porsche 911 GT3 Cup	SSR Huber Racing	13	1:31.335	1.385	0.142	170.1	8:25:51
12	5 S.Spreng(DEU) PAM Porsche 911 GT3 Cup	BLACK FALCON(DEU)	16	1:31.500	1.550	0.165	169.8	8:29:57
13	13 A.Tauscher(DEU) Rookie Porsche 911 GT3 Cup	Allied-Racing(DEU)	13	1:31.637	1.687	0.137	169.6	8:26:58
14	98 J.Seyffert(DEU) Rookie Porsche 911 GT3 Cup	HP Racing International(DEU)	7	1:31.703	1.753	0.066	169.5	8:13:06
15	75 A.Levi(ISR) Rookie Porsche 911 GT3 Cup	Huber Racing	14	1:31.721	1.771	0.018	169.4	8:27:28
16	6 C.Rivas(LUX) PAM Porsche 911 GT3 Cup	BLACK FALCON(DEU)	9	1:31.988	2.038	0.267	168.9	8:15:43
17	23 L.Ertl(DEU) Porsche 911 GT3 Cup	CarTech Motorsport by Nigrin(DEU)	10	1:31.989	2.039	0.001	168.9	8:17:30
18	31 S.Freymuth(DEU) Rookie Porsche 911 GT3 Cup	HRT Performance	12	1:32.029	2.079	0.040	168.9	8:22:49
19	96 J.Slooten(DEU) PAM Porsche 911 GT3 Cup	IronForce Racing by Phoenix	13	1:32.094	2.144	0.065	168.7	8:27:21
20	15 P.Sager(AUT) PAM Porsche 911 GT3 Cup	HRT Performance	15	1:32.209	2.259	0.115	168.5	8:29:33
21	20 H.Proczyk(AUT) Porsche 911 GT3 Cup	HP Racing International(DEU)	11	1:32.260	2.310	0.051	168.4	8:20:26

Session 1
Red Bull Ring



Reg. Nr.:

Provisional

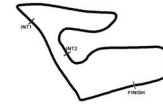
Result List

Nr.	Drivers	Team	Lap	Best Time	Gap	Diff	Kph	Day Time
Cl.	Car	Competitor						
22	84 A.Alshehab(KUW) PAM Porsche 911 GT3 Cup	CarTech Motorsport by Nigrin(DEU)	11	1:32.290	2.340	0.030	168.4	8:19:44
23	40 J.Honkavuori(FIN) Porsche 911 GT3 Cup	ID Racing(DEU)	12	1:32.365	2.415	0.075	168.2	8:31:14
24	2 G.Donchev(BGR) PAM Porsche 911 GT3 Cup	Huber Racing	10	1:32.741	2.791	0.376	167.6	8:21:43
25	44 J.Greif(DEU) Rookie Porsche 911 GT3 Cup	ID Racing(DEU)	17	1:33.219	3.269	0.478	166.7	8:30:00
26	65 K.Pfister(DEU) PAM Porsche 911 GT3 Cup	HRT Performance	13	1:34.915	4.965	1.696	163.7	8:27:15
27	28 L.Groeneveld(NLD) Porsche 911 GT3 Cup	GP Elite	4	1:38.575	8.625	3.660	157.6	8:09:56

Subject to final scrutineering!

Publication time:	Clerk of the Course:	Timekeeper:
-------------------	----------------------	-------------

Session 1
Red Bull Ring



Reg. Nr.:

Provisional

Class Result List

Stewards / Race Management

STEWARD
STEWARD
STEWARD
RACE DIRECTOR
CLERK OF THE COURSE
TECHNICAL DELEGATE
CHIEF TIMEKEEPER

Weather Start/Finish

AIR 8.3°C
TRACK 15.8°C
CONDITIONS Dry
PRESSURE 993 hPa
AIR 9.3°C
TRACK 17.2°C
CONDITIONS Dry
PRESSURE 993 hPa

Track Information

GREEN FLAG 08:00:00
CHEQUERED FLAG 08:30:00
SAFETY CAR PHASE 0
FULL COURSE YELLOW PHASE 0
TRACK NAME Red Bull Ring
TRACK LENGTH 4318m
TURN COUNT 10
FASTEST LAP: #25. LTV - 1:29.950

STARTED: 27 CLASSIFIED: 27 NOT CLASSIFIED: 0 DISQUALIFIED: 0

Nr.	Drivers	Team	Lap	Best Time	Gap	Diff	Kph	Day Time
	Car	Competitor						

CLASS: ProAM

Started: 7	Classified: 7	Not Classified: 0						
1	5 S.Spreng(DEU) Porsche 911 GT3 Cup	BLACK FALCON(DEU)	16	1:31.500			169.8	8:29:57
2	6 C.Rivas(LUX) Porsche 911 GT3 Cup	BLACK FALCON(DEU)	9	1:31.988	0.488	0.488	168.9	8:15:43
3	96 J.Slooten(DEU) Porsche 911 GT3 Cup	IronForce Racing by Phoenix	13	1:32.094	0.594	0.106	168.7	8:27:21
4	15 P.Sager(AUT) Porsche 911 GT3 Cup	HRT Performance	15	1:32.209	0.709	0.115	168.5	8:29:33
5	84 A.Alshehab(KUW) Porsche 911 GT3 Cup	CarTech Motorsport by Nigrin(DEU)	11	1:32.290	0.790	0.081	168.4	8:19:44
6	2 G.Donchev(BGR) Porsche 911 GT3 Cup	Huber Racing	10	1:32.741	1.241	0.451	167.6	8:21:43
7	65 K.Pfister(DEU) Porsche 911 GT3 Cup	HRT Performance	13	1:34.915	3.415	2.174	163.7	8:27:15

CLASS: Rookie

Started: 6	Classified: 6	Not Classified: 0						
1	29 H.van Eindhoven(NLD) Porsche 911 GT3 Cup	GP Elite	6	1:30.946			170.9	8:19:23
2	13 A.Tauscher(DEU) Porsche 911 GT3 Cup	Allied-Racing(DEU)	13	1:31.637	0.691	0.691	169.6	8:26:58
3	98 J.Seyffert(DEU) Porsche 911 GT3 Cup	HP Racing International(DEU)	7	1:31.703	0.757	0.066	169.5	8:13:06
4	75 A.Levi(ISR) Porsche 911 GT3 Cup	Huber Racing	14	1:31.721	0.775	0.018	169.4	8:27:28
5	31 S.Freymuth(DEU) Porsche 911 GT3 Cup	HRT Performance	12	1:32.029	1.083	0.308	168.9	8:22:49
6	44 J.Greif(DEU) Porsche 911 GT3 Cup	ID Racing(DEU)	17	1:33.219	2.273	1.190	166.7	8:30:00

Subject to final scrutineering!

Publication time:	Clerk of the Course:	Timekeeper:
-------------------	----------------------	-------------



Testtag Porsche Carrera Cup Deutschland

Sector List Session 1

PORSCHE

**CARRERA CUP
DEUTSCHLAND**

Provisional

Reg. Nr.:

Thursday, May 19, 2022 08:00:00

Red Bull Ring, Length: 4318m

Air temperature: 9.31°C

Track temperature: 17.3°C

Weather condition: Dry

Lap	Id	Time	SE1	SP1	SE2	SP2	SE3	SP3	TSP	Lap	Id	Time	SE1	SP1	SE2	SP2	SE3	SP3	TSP
2		Donchev, BGR(#1)									theoretical besttime: 1:32.546								
1	0	3:34.652	2:06.768	150	53.432	123	34.452	198	150	9	0	1:33.433	23.066	239	41.626	152	28.741	204	239
2	0	1:56.783	30.179	136	52.434	139	34.170	200	136	10	0	1:32.741	23.074	239	41.123	158	28.544	204	239
3	0	1:50.164	31.614	148	46.532	140	32.018	202	148	11	0	1:33.040	23.305	239	41.099	155	28.636	203	239
4	0	1:36.943	24.790	222	42.744	143	29.409	206	222	12	0	1:33.550	23.140	239	41.665	148	28.745	205	239
5	0	1:34.535	23.311	236	41.993	149	29.231	205	236	13	0	1:33.232	23.192	239	41.154	156	28.886	201	239
6	0	1:44.548	23.296	237	43.814	147	37.438	58	237	14	0	1:40.380	23.269	238	42.090	152	35.021	57	238
7	0	4:45.778	3:34.536	224	41.921	150	29.321	201	224	15	0	3:16.557	2:07.077	236	41.050	155	28.430	206	236
8	0	1:33.494	23.391	238	41.465	155	28.638	204	238										

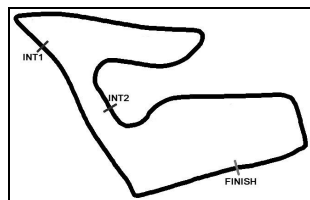
3		Heinrich, DEU(#1)									theoretical besttime: 1:30.774								
1	0	2:12.519	52.010	168	48.945	125	31.564	196	168	10	0	2:04.662	23.158	239	1:13.268	159	28.236	206	239
2	0	1:35.171	24.101	228	42.221	158	28.849	206	228	11	0	1:31.117	22.825	239	40.250	165	28.042	207	239
3	0	1:32.241	23.022	238	40.871	160	28.348	207	238	12	0	1:31.019	22.820	240	40.282	164	27.917	207	240
4	0	1:31.836	22.920	238	40.922	164	27.994	206	238	13	0	1:30.933	22.826	240	40.181	165	27.926	206	240
5	0	1:31.381	22.881	239	40.506	163	27.994	207	239	14	0	1:31.099	22.797	240	40.204	164	28.098	205	240
6	0	1:31.358	22.829	240	40.398	157	28.131	207	240	15	0	1:31.101	22.878	241	40.297	166	27.926	207	241
7	0	1:31.365	22.844	240	40.600	163	27.921	208	240	16	0	1:31.033	22.822	240	40.319	167	27.892	207	240
8	0	1:38.120	22.727	241	40.574	159	34.819	58	241	17	0	1:30.944	22.821	240	40.257	165	27.866	207	240
9	0	5:10.943	3:58.578	202	43.535	151	28.830	203	202										

4		Hartog, NLD(#1)									theoretical besttime: 1:30.788								
1	0	2:03.975	45.787	152	48.270	150	29.918	201	152	10	0	1:31.613	22.805	240	40.358	159	28.450	207	240
2	0	1:34.345	23.903	228	41.623	155	28.819	203	228	11	0	1:30.988	22.747	241	40.278	159	27.963	208	241
3	0	1:32.629	23.036	239	40.996	163	28.597	205	239	12	0	1:38.722	22.969	217	41.222	159	34.531	59	217
4	0	1:32.021	23.150	238	40.651	159	28.220	206	238	13	0	4:09.845	2:49.195	94	52.648	152	28.002	208	94
5	0	1:31.650	22.905	239	40.648	158	28.097	206	239	14	0	1:31.281	22.741	240	40.370	158	28.170	208	240
6	0	1:31.270	22.885	240	40.471	156	27.914	208	240	15	0	1:30.816	22.719	240	40.218	160	27.879	208	240
7	0	1:31.306	22.878	239	40.511	158	27.917	208	239	16	0	1:30.923	22.731	241	40.287	161	27.905	208	241
8	0	1:30.948	22.751	240	40.346	157	27.851	207	240	17	0	1:36.583	22.753	240	40.362	163	33.468	57	240
9	0	1:31.421	22.856	241	40.448	157	28.117	208	241										

5		Spreng, DEU(#1)									theoretical besttime: 1:31.301								
1	0	2:46.397	50.046	129	1:08.188	70	48.163	75	129	10	0	1:31.966	23.124	239	40.537	165	28.305	205	239
2	0	2:04.944	39.004	116	51.910	130	34.030	201	116	11	0	1:31.516	22.907	240	40.397	160	28.212	206	240
3	0	1:53.777	33.459	137	47.506	139	32.812	203	137	12	0	1:32.616	22.877	240	40.812	156	28.927	204	240
4	0	1:34.345	23.397	238	41.841	157	29.107	202	238	13	0	1:33.681	22.988	240	40.760	160	29.933	205	240
5	0	1:32.622	23.242	239	40.832	159	28.548	205	239	14	0	1:31.734	22.969	240	40.546	162	28.219	205	240
6	0	1:32.570	23.071	240	40.956	158	28.543	205	240	15	0	1:33.131	23.014	239	41.182	164	28.935	203	239
7	0	1:41.030	23.073	241	41.082	155	36.875	58	241	16	0	1:31.500	23.076	239	40.306	165	28.118	207	239
8	0	4:32.612	3:22.241	208	41.670	160	28.701	204	208	17	0	1:42.253	23.182	238	41.973	155	37.098	58	238
9	0	1:32.405	23.130	239	40.724	163	28.551	206	239										

6		Rivas, LUX(#1)									theoretical besttime: 1:31.864								
1	0	2:32.306					2:32.306			10	0	1:38.074	23.323	238	40.961	156	33.790	58	238
2	0	2:09.874	48.731	179	49.470	130	31.673	192	179	11	0	4:00.649	2:50.278	188	41.938	158	28.433	206	188
3	0	1:42.732	26.458	177	46.381	140	29.893	203	177	12	0	1:32.632	22.979	240	41.262	162	28.391	205	240
4	0	1:34.401	23.612	233	42.031	157	28.758	206	233	13	0	1:33.213	22.978	240	40.816	164	29.419	205	240
5	0	1:32.715	23.166	237	41.012	156	28.537	205	237	14	0	1:33.467	23.209	239	41.444	162	28.814	204	239
6	0	1:33.241	23.083	238	41.779	157	28.379	206	238	15	0	1:32.653	23.424	238	40.870	160	28.359	205	238
7	0	1:33.270	23.667	237	40.999	161	28.604	204	237	16	0	1:32.268	23.254	239	40.611	162	28.403	206	239
8	0	1:32.490	23.138	240	41.012	159	28.340	205	240	17	0	1:32.779	23.036	240	40.708	166	29.035	203	240
9	0	1:31.988	23.020	240	40.546	158	28.422	206	240										

13		Tauscher, DEU(#1)									theoretical besttime: 1:31.498								
1	0	1:43.763					1:43.763			9	0	1:32.011	22.961	240	40.824	163	28.226	207	240
2	0	2:19.805	52.644	147	54.865	128	32.296	197	147	10	0	1:32.936	22.918	240	41.422	164	28.596	207	240
3	0	1:41.527	26.200	208	45.897	146	29.430	203	208	11	0	1:37.483	22.933	240	40.661	163	33.889	58	240
4	0	1:34.796	23.537	234	42.647	155	28.612	205	234	12	0	4:49.050	3:39.960	236	40.834	158	28.256	206	236
5	0	1:32.673	23.087	238	41.221	162	28.365	206	238	13	0	1:31.637	22.883	241	40.541	165	28.213	204	241
6	0	1:32.104	22.961	239	40.893	162	28.250	207	239	14	0	1:32.065	22.843	241	40.880	164	28.342	206	241



Testtag Porsche Carrera Cup Deutschland



Sector List Session 1

Provisional

Reg. Nr.:

Thursday, May 19, 2022 08:00:00

Red Bull Ring, Length: 4318m

Air temperature: 9.31°C

Track temperature: 17.3°C

Weather condition: Dry

Lap	Id	Time	SE1	SP1	SE2	SP2	SE3	SP3	TSP	Lap	Id	Time	SE1	SP1	SE2	SP2	SE3	SP3	TSP
7	0	1:39.312	23.137	239	40.913	162	35.262	57	239	15	0	1:36.932	26.885	168	41.933	162	28.114	208	168
8	0	3:51.247	2:41.673	233	41.321	161	28.253	207	233										

14 Schuring, NLD(#1)

theoretical besttime: 1:30.511

1	0	2:14.940	54.432	146	48.651	135	31.857	200	146	10	0	1:37.581	22.878	241	40.194	163	34.509	58	241
2	0	1:38.428	24.744	190	43.938	148	29.746	205	190	11	0	3:34.830	2:23.282	184	42.560	161	28.988	208	184
3	0	1:34.109	23.183	235	41.415	149	29.511	203	235	12	0	1:36.281	22.796	241	42.543	134	30.942	206	241
4	0	1:32.346	23.134	240	40.911	159	28.301	207	240	13	0	1:30.870	22.809	241	40.188	164	27.873	207	241
5	0	1:31.548	22.901	240	40.600	165	28.047	207	240	14	0	1:35.667	25.770	227	40.803	164	29.094	207	227
6	0	1:31.315	22.889	240	40.356	163	28.070	207	240	15	0	1:30.616	22.717	242	40.042	165	27.857	208	242
7	0	1:35.055	22.829	239	41.828	159	30.398	207	239	16	0	1:30.536	22.686	242	39.968	165	27.882	207	242
8	0	1:31.114	22.802	241	40.395	163	27.917	208	241	17	0	1:32.567	22.799	242	41.671	160	28.097	208	242
9	0	1:30.881	22.739	241	40.104	167	28.038	205	241	18	0	1:31.611	22.707	241	40.238	165	28.666	197	241

15 Sager, AUT(#1)

theoretical besttime: 1:32.092

1	0	2:37.350	1:14.333	164	49.962	134	33.055	188	164	9	0	1:42.511	23.477	235	41.551	143	37.483	56	235
2	0	1:38.991	25.249	208	43.862	141	29.880	203	208	10	0	6:25.304	5:11.855	228	42.468	153	30.981	204	228
3	0	1:35.505	23.741	227	42.526	147	29.238	204	227	11	0	1:34.485	23.023	238	41.469	151	29.993	198	238
4	0	1:34.420	23.419	236	41.740	151	29.261	206	236	12	0	1:32.944	23.126	239	41.244	154	28.574	204	239
5	0	1:33.822	23.375	237	41.164	159	29.283	206	237	13	0	1:32.501	23.241	238	40.787	158	28.473	206	238
6	0	1:34.858	23.879	223	42.064	156	28.915	205	223	14	0	1:32.366	23.094	239	40.888	158	28.384	206	239
7	0	1:33.424	23.185	237	41.375	158	28.864	205	237	15	0	1:32.209	23.140	239	40.757	163	28.312	207	239
8	0	1:32.677	23.248	237	40.824	153	28.605	206	237	16	0	1:42.883	23.200	236	42.570	143	37.113	55	236

20 Proczyk, AUT(#1)

theoretical besttime: 1:32.162

1	0	2:14.220	48.891	150	51.711	125	33.618	196	150	10	0	1:32.624	23.024	237	40.975	165	28.625	204	237
2	0	1:40.414	24.867	197	45.440	146	30.107	199	197	11	0	1:32.260	22.949	238	40.780	162	28.531	203	238
3	0	1:34.329	23.640	235	41.640	156	29.049	204	235	12	0	1:32.412	23.012	237	40.877	164	28.523	205	237
4	0	1:33.382	23.347	237	41.148	162	28.887	202	237	13	0	1:32.371	23.011	237	40.920	165	28.440	204	237
5	0	1:33.588	23.306	237	41.545	158	28.737	202	237	14	0	1:32.647	23.052	237	40.973	162	28.622	204	237
6	0	1:32.820	23.190	237	40.773	164	28.857	198	237	15	0	1:33.019	22.954	237	41.011	164	29.054	198	237
7	0	1:41.339	23.260	235	42.403	155	35.676	57	235	16	0	1:33.031	23.172	236	41.129	162	28.730	201	236
8	0	3:58.984	2:48.444	224	41.640	154	28.900	202	224	17	0	1:32.653	22.988	235	41.169	165	28.496	203	235
9	0	1:32.462	23.067	237	40.786	159	28.609	204	237	18	0	1:32.732	22.978	237	41.198	161	28.556	202	237

23 Ertl, DEU(#1)

theoretical besttime: 1:31.801

1	0	2:29.858					2:29.858			9	0	1:32.053	22.870	240	40.783	154	28.400	206	240
2	0	2:05.249	45.628	163	49.258	144	30.363	200	163	10	0	1:31.989	23.040	238	40.541	162	28.408	206	238
3	0	1:38.602	24.021	209	44.096	119	30.485	204	209	11	0	1:39.142	23.281	236	41.131	156	34.730	58	236
4	0	2:00.546	23.237	236	1:07.464	143	29.845	195	236	12	0	3:32.696	1:58.896	224	1:04.749	103	29.051	206	224
5	0	1:34.195	23.999	231	41.655	148	28.541	206	231	13	0	1:32.465	23.106	237	40.898	158	28.461	206	237
6	0	1:33.388	23.029	229	41.945	155	28.414	206	229	14	0	1:32.136	22.954	238	40.726	158	28.456	206	238
7	0	1:32.129	22.912	239	40.744	156	28.473	206	239	15	0	1:32.345	23.091	238	40.670	162	28.584	205	238
8	0	1:32.038	22.860	239	40.686	157	28.492	206	239	16	0	2:04.264	23.252	238	1:06.298	153	34.714	57	238

25 ten Voorde, NLD(#1)

theoretical besttime: 1:29.911

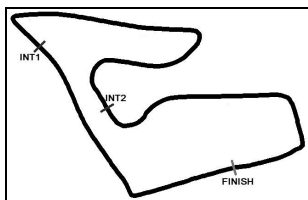
1	0	2:05.101	47.753	168	47.275	148	30.073	200	168	8	0	5:23.260	4:07.726	171	45.937	148	29.597	202	171
2	0	1:36.251	24.299	221	41.937	158	30.015	206	221	9	0	1:35.622	23.881	224	41.635	163	30.106	208	224
3	0	1:32.206	23.106	238	40.829	164	28.271	206	238	10	0	1:30.436	22.746	238	39.973	167	27.717	208	238
4	0	1:53.956	22.878	240	1:00.977	128	30.101	207	240	11	0	1:30.145	22.703	240	39.865	167	27.577	208	240
5	0	1:31.491	22.880	240	40.369	166	28.242	207	240	12	0	1:29.950	22.625	240	39.709	168	27.616	208	240
6	0	1:31.109	22.797	240	40.306	167	28.006	208	240	13	0	1:36.441	22.781	240	40.516	158	33.144	59	240
7	0	1:37.705	22.821	240	40.361	165	34.523	58	240										

26 van Kuijk, NLD(#1)

theoretical besttime: 1:31.193

1	0	1:20.738					1:20.738			7	0	1:33.930	23.308	231	41.292	156	29.330	205	231
2	0	2:23.192	57.260	148	52.759	137	33.173	186	148	8	0	1:32.603	23.095	236	40.929	162	28.579	208	236
3	0	1:40.031	25.961	173	44.484	156	29.586	203	173	9	0	1:31.708	22.888	239	40.633	167	28.187	208	239
4	0	1:44.393	23.635	227	43.355	155	37.403	57	227	10	0	1:31.193	22.760	241	40.352	166	28.081	209	241
5	0	6:02.186								11	0	1:38.839	22.890	241	40.637	158	35.312	56	241
6	0	1:59.317	45.297	191	44.805	157	29.215	204	191										





Testtag Porsche Carrera Cup Deutschland

PORSCHE CARRERA CUP DEUTSCHLAND

Sector List Session 1

Provisional

Reg. Nr.:

Thursday, May 19, 2022 08:00:00

Red Bull Ring, Length: 4318m

Air temperature: 9.31°C

Track temperature: 17.3°C

Weather condition: Dry

Lap Id	Time	SE1	SP1	SE2	SP2	SE3	SP3	TSP	Lap Id	Time	SE1	SP1	SE2	SP2	SE3	SP3	TSP
--------	------	-----	-----	-----	-----	-----	-----	-----	--------	------	-----	-----	-----	-----	-----	-----	-----

27 van Kuijk, NLD(#1)

theoretical besttime: 1:30.705

1	0	1:18.245				1:18.245			9	0	5:06.277	3:46.808	165	49.008	145	30.461	197	165	
2	0	2:23.462	58.330	149	52.369	136	32.763	177	149	10	0	1:36.487	24.367	205	43.393	150	28.727	206	205
3	0	1:37.942	25.026	213	43.116	151	29.800	176	213	11	0	1:31.492	22.922	238	40.571	167	27.999	206	238
4	0	1:34.029	24.306	233	41.384	162	28.339	207	233	12	0	1:30.939	22.849	239	40.057	170	28.033	207	239
5	0	1:31.941	22.961	238	40.715	162	28.265	207	238	13	0	1:30.743	22.687	240	40.095	169	27.961	207	240
6	0	1:32.242	23.140	238	40.622	153	28.480	207	238	14	0	1:31.139	22.844	238	40.146	171	28.149	207	238
7	0	1:33.267	22.901	236	41.345	160	29.021	206	236	15	0	1:39.128	22.907	240	40.144	169	36.077	57	240
8	0	1:45.219	22.906	238	42.926	154	39.387	43	238										

28 Groeneveld, NLD(#1)

theoretical besttime: 1:36.256

1	0	3:40.087				3:40.087			6	0	7:22.801	5:54.583	140	53.072	134	35.146	157	140	
2	0	2:33.366	54.612	65	59.499	121	39.255	154	65	7	0	1:53.031	30.248	148	50.647	142	32.136	198	148
3	0	2:03.666	34.393	141	53.936	115	35.337	202	141	8	0	1:44.562	24.957	203	44.283	156	35.322	202	203
4	0	1:38.575	26.222	185	42.827	155	29.526	205	185	9	0	1:49.228	23.903	184	47.861	130	37.464	58	184
5	0	1:48.976	26.286	187	46.366	156	36.324	58	187										

29 van Eijndhoven, NLD(#1)

theoretical besttime: 1:30.752

1	0	11:42.908	10:18.424	165	51.654	147	32.830	199	165	6	0	1:30.946	22.890	239	40.005	165	28.051	208	239
2	0	1:34.419	23.819	219	42.003	161	28.597	206	219	7	0	1:31.310	22.872	240	40.502	165	27.936	207	240
3	0	1:32.231	23.161	236	40.748	162	28.322	206	236	8	0	1:31.223	22.870	241	40.045	171	28.308	207	241
4	0	1:31.329	22.839	240	40.385	166	28.105	208	240	9	0	1:31.027	22.811	241	40.207	164	28.009	208	241
5	0	1:30.976	22.842	238	40.180	168	27.954	207	238	10	0	1:47.450	24.497	182	44.003	152	38.950	58	182

31 Freymuth, DEU(#1)

theoretical besttime: 1:31.808

1	0	2:34.808	1:11.845	166	50.533	131	32.430	176	166	10	0	1:32.327	23.068	230	40.932	159	28.327	206	230
2	0	1:37.575	25.223	211	43.144	149	29.208	204	211	11	0	1:32.045	22.933	237	40.856	161	28.256	205	237
3	0	1:36.264	23.472	233	44.013	154	28.779	205	233	12	0	1:32.029	22.854	238	40.706	160	28.469	205	238
4	0	1:33.228	23.205	228	41.543	158	28.480	205	228	13	0	1:32.846	22.982	238	40.910	155	28.954	206	238
5	0	1:32.396	23.168	237	40.975	156	28.253	206	237	14	0	1:33.739	23.011	239	42.470	157	28.258	206	239
6	0	2:00.416	23.344	237	1:08.581	153	28.491	206	237	15	0	1:32.109	22.964	238	40.865	162	28.280	206	238
7	0	1:32.308	23.151	230	40.909	159	28.248	206	230	16	0	1:32.367	23.022	237	40.988	161	28.357	207	237
8	0	1:38.591	23.122	230	41.375	150	34.094	58	230	17	0	1:39.317	22.937	238	40.926	159	35.454	58	238
9	0	4:07.362	2:55.459	187	43.375	154	28.528	206	187										

40 Honkavuori, FIN(#1)

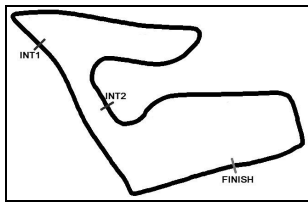
theoretical besttime: 1:32.314

1	0	9:26.274				9:26.274			7	0	1:33.117	23.215	237	41.142	161	28.760	205	237	
2	0	3:17.488	1:50.995	125	53.299	116	33.194	168	125	8	0	1:34.052	23.242	239	42.071	162	28.739	206	239
3	0	1:43.451	27.406	146	44.105	143	31.940	201	146	9	0	1:47.663	23.237	239	43.399	158	41.027	58	239
4	0	1:35.812	24.007	223	42.012	152	29.793	198	223	10	0	3:58.127	2:47.067	225	42.465	159	28.595	204	225
5	0	1:38.441	24.123	219	44.069	153	30.249	199	219	11	0	1:32.818	23.159	237	41.078	162	28.581	206	237
6	0	1:34.392	23.605	238	41.717	150	29.070	204	238	12	0	1:32.365	23.210	238	40.762	162	28.393	206	238

44 Greif, DEU(#1)

theoretical besttime: 1:32.922

1	0	2:27.577	1:00.031	135	53.231	118	34.315	193	135	10	0	1:35.043	23.746	230	42.175	154	29.122	202	230
2	0	1:42.681	26.629	194	44.765	142	31.287	201	194	11	0	1:33.928	23.728	229	41.358	154	28.842	203	229
3	0	1:36.926	24.053	224	42.856	146	30.017	200	224	12	0	1:33.497	23.431	230	41.341	156	28.725	204	230
4	0	1:36.738	24.016	225	42.937	148	29.785	202	225	13	0	1:33.240	23.319	234	41.249	153	28.672	203	234
5	0	1:35.936	23.910	234	42.322	149	29.704	203	234	14	0	1:33.542	23.386	234	41.385	155	28.771	203	234
6	0	1:36.764	23.845	228	43.346	147	29.573	202	228	15	0	1:34.271	23.497	233	41.098	157	29.676	204	233
7	0	1:34.860	23.782	230	41.983	156	29.095	203	230	16	0	1:33.466	23.748	234	40.980	156	28.738	204	234
8	0	1:41.956	23.701	232	41.731	150	36.524	56	232	17	0	1:33.219	23.432	235	41.164	159	28.623	203	235
9	0	3:36.041	2:23.396	221	43.458	152	29.187	202	221	18	0	1:42.420	23.324	234	41.231	157	37.865	49	234



Testtag Porsche Carrera Cup Deutschland



Sector List Session 1

Provisional

Reg. Nr.:

Thursday, May 19, 2022 08:00:00

Red Bull Ring, Length: 4318m
 Air temperature: 9.31°C
 Track temperature: 17.3°C
 Weather condition: Dry

Lap Id	Time	SE1	SP1	SE2	SP2	SE3	SP3	TSP	Lap Id	Time	SE1	SP1	SE2	SP2	SE3	SP3	TSP		
57	van Buren, NLD(#1)									theoretical besttime: 1:31.013									
1	0	2:32.222	1:13.415	180	47.477	142	31.330	194	180	10	0	4:34.465	3:20.258	199	44.575	135	29.632	200	199
2	0	1:36.687	24.696	206	42.745	159	29.246	203	206	11	0	1:34.148	23.792	227	41.665	163	28.691	203	227
3	0	1:33.517	23.563	235	41.510	162	28.444	204	235	12	0	1:32.521	23.263	230	41.028	160	28.230	206	230
4	0	1:32.166	23.064	238	40.802	169	28.300	205	238	13	0	1:31.300	22.937	240	40.412	165	27.951	207	240
5	0	1:31.663	23.045	239	40.483	167	28.135	206	239	14	0	1:31.273	22.918	240	40.306	166	28.049	207	240
6	0	1:31.866	22.887	239	40.319	171	28.660	197	239	15	0	1:31.422	22.859	240	40.203	162	28.360	206	240
7	0	1:31.624	23.108	239	40.428	168	28.088	207	239	16	0	1:31.158	22.882	240	40.288	165	27.988	207	240
8	0	1:31.502	23.005	240	40.330	168	28.167	206	240	17	0	1:31.160	22.885	240	40.289	167	27.986	208	240
9	0	1:37.455	22.948	239	40.448	160	34.059	58	239										

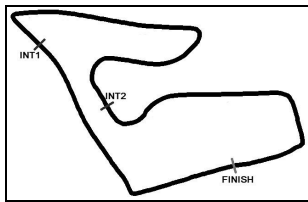
65	Pfister, DEU(#1)									theoretical besttime: 1:34.075									
1	0	3:15.922	1:31.512	119	1:03.213	107	41.197	184	119	9	0	2:01.549	24.933	173	55.122	68	41.494	189	173
2	0	2:11.768	36.503	149	55.900	114	39.365	190	149	10	0	2:03.025	25.759	188	49.355	123	47.911	39	188
3	0	2:03.671	28.478	165	1:01.953	113	33.240	199	165	11	0	4:24.239	3:02.548	106	50.854	143	30.837	201	106
4	0	1:39.667	24.930	209	44.366	138	30.371	201	209	12	0	1:35.301	23.751	225	42.270	150	29.280	204	225
5	0	1:38.144	24.458	210	43.465	140	30.221	203	210	13	0	1:34.915	23.558	229	41.474	152	29.883	202	229
6	0	1:35.978	23.938	223	42.193	142	29.847	203	223	14	0	1:35.460	23.811	233	42.135	140	29.514	205	233
7	0	1:35.072	23.622	221	42.217	144	29.233	204	221	15	0	1:56.151	23.368	231	41.522	150	51.261	176	231
8	0	1:35.321	23.615	225	42.245	143	29.461	204	225										

75	Levi, ISR(#1)									theoretical besttime: 1:31.643									
1	0	2:38.648	1:16.193	166	49.333	141	33.122	169	166	9	0	1:38.676	23.145	238	40.975	163	34.556	56	238
2	0	1:39.739	27.092	193	43.278	156	29.369	202	193	10	0	4:31.979	3:14.970	177	45.573	143	31.436	178	177
3	0	1:40.440	23.658	227	41.978	163	34.804	58	227	11	0	1:35.684	25.098	193	42.170	160	28.416	206	193
4	0	2:56.833	1:46.728	215	41.593	162	28.512	205	215	12	0	1:32.277	23.021	239	40.880	164	28.376	202	239
5	0	1:32.804	23.401	237	41.054	162	28.349	206	237	13	0	1:32.029	23.120	240	40.618	162	28.291	205	240
6	0	1:32.888	23.392	238	41.218	165	28.278	206	238	14	0	1:31.721	22.899	241	40.696	160	28.126	207	241
7	0	1:32.577	23.155	238	41.247	163	28.175	205	238	15	0	1:32.421	23.043	238	41.002	155	28.376	199	238
8	0	1:32.164	23.103	237	40.870	169	28.191	204	237	16	0	1:40.555	27.443	143	43.991	163	29.121	197	143

84	Alshehab, KUW(#1)									theoretical besttime: 1:31.900									
1	0	2:49.493	1:21.804	160	53.968	136	33.721	180	160	9	0	1:39.035	23.279	238	41.326	161	34.430	201	238
2	0	1:44.780	27.326	166	46.968	145	30.486	202	166	10	0	1:34.634	23.725	206	42.225	157	28.684	207	206
3	0	1:36.271	24.111	216	43.022	161	29.138	205	216	11	0	1:32.290	22.931	238	40.931	162	28.428	205	238
4	0	1:34.320	23.390	231	41.811	165	29.119	203	231	12	0	1:44.985	25.602	178	44.532	163	34.851	57	178
5	0	1:33.315	23.305	237	41.307	163	28.703	204	237	13	0	4:38.861	3:25.376	235	44.339	160	29.146	207	235
6	0	2:34.191	23.434	236	1:42.115	161	28.642	207	236	14	0	1:33.914	23.012	239	40.842	171	30.060	205	239
7	0	1:32.993	22.895	238	41.283	160	28.815	201	238	15	0	1:32.991	23.359	238	40.577	166	29.055	205	238
8	0	1:33.072	23.257	237	41.223	167	28.592	206	237	16	0	1:42.388	23.141	238	42.138	154	37.109	58	238

92	Ammermüller, DEU(#1)									theoretical besttime: 1:31.237									
1	0	2:08.409	49.116	163	48.063	146	31.230	198	163	9	0	1:32.088	23.062	237	40.710	165	28.316	206	237
2	0	1:37.253	24.474	215	43.200	149	29.579	203	215	10	0	1:31.690	22.992	239	40.444	164	28.254	206	239
3	0	1:33.906	23.523	228	41.488	156	28.895	204	228	11	0	1:33.716	22.990	240	40.858	163	29.868	206	240
4	0	1:33.285	23.197	234	41.637	159	28.451	206	234	12	0	1:31.744	22.991	239	40.549	164	28.204	206	239
5	0	1:32.510	23.090	238	40.877	159	28.543	207	238	13	0	1:31.335	22.867	240	40.390	164	28.078	206	240
6	0	1:32.050	23.024	239	40.752	159	28.274	206	239	14	0	1:31.354	22.861	240	40.426	166	28.067	206	240
7	0	1:38.856	23.080	239	40.817	162	34.959	54	239	15	0	1:31.496	22.916	240	40.470	165	28.110	207	240
8	0	6:34.617	5:24.455	218	41.741	161	28.421	204	218	16	0	1:31.678	22.905	239	40.309	168	28.464	202	239

94	Pereira, LUX(#1)									theoretical besttime: 1:30.691									
1	0	1:12.950					1:12.950			10	0	1:38.824	22.919	239	40.477	164	35.428	58	239
2	0	2:07.266					30.277	200	187	11	0	5:00.271	3:41.770	199	48.446	147	30.055	201	199
3	0	1:35.305	23.984	230	42.368	158	28.953	204	230	12	0	1:33.897	23.350	225	41.518	153	29.029	206	225
4	0	1:33.968	23.316	237	41.926	161	28.726	206	237	13	0	1:31.085	22.919	239	40.239	163	27.927	206	239
5	0	1:31.584	23.007	238	40.421	162	28.156	206	238	14	0	1:30.698	22.794	240	40.087	164	27.817	205	240
6	0	1:31.616	22.989	238	40.419	162	28.208	206	238	15	0	1:34.751	22.815	240	42.069	121	29.867	206	240
7	0	1:31.724	22.928	239	40.716	166	28.080	206	239	16	0	1:38.634	22.983	239	40.276	162	35.375	208	239
8	0	1:31.232	22.946	238	40.321	168	27.965	207	238	17	0	1:31.078	22.787	240	40.362	166	27.929	204	240
9	0	1:31.123	22.921	239	40.248	166	27.954	206	239										



Testtag Porsche Carrera Cup Deutschland

PORSCHE

**CARRERA CUP
DEUTSCHLAND**

Sector List Session 1

Provisional

Reg. Nr.:

Thursday, May 19, 2022 08:00:00

Red Bull Ring, Length: 4318m

Air temperature: 9.31°C

Track temperature: 17.3°C

Weather condition: Dry

Lap Id	Time	SE1	SP1	SE2	SP2	SE3	SP3	TSP	Lap Id	Time	SE1	SP1	SE2	SP2	SE3	SP3	TSP
--------	------	-----	-----	-----	-----	-----	-----	-----	--------	------	-----	-----	-----	-----	-----	-----	-----

96 Slooten, DEU(#1)

theoretical besttime: 1:32.089

1 0	4:21.211					4:21.211			8 0	1:40.769	23.450	230	41.146	157	36.173	58	230
2 0	2:10.433	49.937	159	47.368	140	33.128	160	159	9 0	4:57.506	3:46.121	210	42.530	158	28.855	203	210
3 0	1:39.190	25.901	210	43.482	142	29.807	197	210	10 0	1:33.040	23.340	238	41.150	157	28.550	206	238
4 0	1:34.146	23.629	225	41.517	162	29.000	202	225	11 0	1:32.922	23.287	237	40.928	161	28.707	204	237
5 0	1:38.835	25.680	203	44.166	155	28.989	203	203	12 0	1:32.247	23.061	240	40.703	164	28.483	204	240
6 0	1:33.798	23.434	237	41.241	157	29.123	201	237	13 0	1:32.094	23.063	239	40.545	162	28.486	204	239
7 0	1:34.833	23.297	237	41.061	157	30.475	201	237	14 0	1:37.145	23.256	237	40.610	158	33.279	58	237

98 Seyffert, DEU(#1)

theoretical besttime: 1:31.616

1 0	2:45.875	1:14.692	119	56.758	112	34.425	175	119	9 0	4:23.522	3:12.929	218	42.146	156	28.447	205	218
2 0	1:47.365	27.588	186	49.388	137	30.389	203	186	10 0	1:32.473	23.223	236	40.950	157	28.300	205	236
3 0	1:34.152	23.864	234	41.991	164	28.297	205	234	11 0	1:32.016	23.022	236	40.819	160	28.175	206	236
4 0	1:32.100	23.289	237	40.779	166	28.032	207	237	12 0	1:40.075	23.067	217	43.739	121	33.269	202	217
5 0	2:20.852	23.244	237	1:24.895	117	32.713	203	237	13 0	1:32.302	23.228	230	40.965	160	28.109	205	230
6 0	1:33.502	23.362	223	41.797	154	28.343	206	223	14 0	1:32.145	23.172	237	40.740	162	28.233	206	237
7 0	1:31.703	22.978	238	40.692	158	28.033	205	238	15 0	1:31.808	23.007	238	40.606	157	28.195	204	238
8 0	1:38.839	23.152	237	40.695	163	34.992	56	237	16 0	1:32.459	23.142	238	40.839	160	28.478	206	238

99 Buus, DNK(#1)

theoretical besttime: 1:30.453

1 0	1:14.747					1:14.747			9 0	1:38.330	23.425	237	40.729	157	34.176	58	237
2 0	2:10.227	51.094	179	48.250	145	30.883	200	179	10 0	6:42.861	5:26.181	191	45.983	147	30.697	201	191
3 0	1:34.280	24.072	235	41.668	154	28.540	203	235	11 0	1:36.475	23.706	234	43.981	152	28.788	204	234
4 0	1:32.429	23.151	237	41.015	160	28.263	207	237	12 0	1:42.421	26.600	171	47.733	157	28.088	208	171
5 0	1:31.765	23.098	239	40.573	160	28.094	207	239	13 0	1:31.123	22.777	241	40.547	160	27.799	207	241
6 0	1:35.413	22.779	241	44.228	153	28.406	207	241	14 0	1:30.948	22.717	242	40.381	164	27.850	207	242
7 0	1:32.274	22.889	240	41.081	161	28.304	208	240	15 0	1:30.536	22.697	241	40.138	162	27.701	208	241
8 0	1:32.411	22.748	241	40.135	164	29.528	183	241	16 0	1:30.818	22.682	241	40.070	160	28.066	206	241