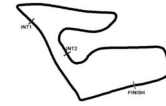


Session 3
Red Bull Ring



Reg. Nr.:

Provisional

Result List

Stewards / Race Management

STEWARD
STEWARD
STEWARD
RACE DIRECTOR
CLERK OF THE COURSE
TECHNICAL DELEGATE
CHIEF TIMEKEEPER

Weather Start/Finish

AIR 24.8°C
TRACK 44.3°C
CONDITIONS Dry
PRESSURE 945 hPa
AIR 24.8°C
TRACK 42.7°C
CONDITIONS Dry
PRESSURE 945 hPa

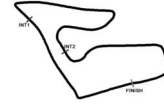
Track Information

GREEN FLAG 16:42:00
CHEQUERED FLAG 17:12:00
SAFETY CAR PHASE 0
FULL COURSE YELLOW PHASE 0
TRACK NAME Red Bull Ring
TRACK LENGTH 4318m
TURN COUNT 10
FASTEST LAP: #3. HEI - 1:30.525

STARTED: 31 CLASSIFIED: 31 NOT CLASSIFIED: 0 DISQUALIFIED: 0

Nr.	Drivers	Team	Lap	Best Time	Gap	Diff	Kph	Day Time
Cl.	Car	Competitor						
1	3 L.Heinrich(DEU) Porsche 911 GT3 Cup	SSR Huber Racing	13	1:30.525			171.7	17:08:37
2	14 M.Schuring(NLD) Porsche 911 GT3 Cup	SSR Huber Racing	10	1:30.677	0.152	0.152	171.4	17:08:27
3	4 L.Hartog(NLD) Porsche 911 GT3 Cup	BLACK FALCON(DEU)	9	1:30.741	0.216	0.064	171.3	17:04:43
4	25 L.ten Voorde(NLD) Porsche 911 GT3 Cup	Team GP Elite(NLD)	5	1:30.757	0.232	0.016	171.2	16:59:53
5	92 M.Ammermüller(DEU) Porsche 911 GT3 Cup	SSR Huber Racing	9	1:30.773	0.248	0.016	171.2	17:05:08
6	94 D.Pereira(LUX) Porsche 911 GT3 Cup	IronForce Racing by Phoenix	10	1:30.780	0.255	0.007	171.2	17:02:32
7	99 B.Buus(DNK) Porsche 911 GT3 Cup	Allied-Racing(DEU)	9	1:30.843	0.318	0.063	171.1	17:01:51
8	57 R.van Buren(NLD) Porsche 911 GT3 Cup	Huber Racing	11	1:30.860	0.335	0.017	171.0	17:05:16
9	26 J.van Kuijk(NLD) Porsche 911 GT3 Cup	Team GP Elite(NLD)	6	1:31.033	0.508	0.173	170.7	17:01:11
10	8 A.Fach(CHE) Rookie Porsche 911 GT3 Cup	FACH AUTO TECH(CHE)	10	1:31.040	0.515	0.007	170.7	17:07:53
11	28 L.Groeneveld(NLD) Porsche 911 GT3 Cup	GP Elite	7	1:31.073	0.548	0.033	170.6	17:02:40
12	9 L.Hanafin(GBR) Rookie Porsche 911 GT3 Cup	FACH AUTO TECH(CHE)	12	1:31.096	0.571	0.023	170.6	17:07:00
13	23 L.Ertl(DEU) Porsche 911 GT3 Cup	CarTech Motorsport by Nigrin(DEU)	13	1:31.129	0.604	0.033	170.5	17:09:29
14	13 A.Tauscher(DEU) Rookie Porsche 911 GT3 Cup	Allied-Racing(DEU)	9	1:31.147	0.622	0.018	170.5	17:00:28
15	29 H.van Eijndhoven(NLD) Rookie Porsche 911 GT3 Cup	GP Elite	5	1:31.212	0.687	0.065	170.4	16:59:33
16	95 R.Wagner(DEU) Porsche 911 GT3 Cup	IronForce Racing by Phoenix	10	1:31.271	0.746	0.059	170.3	17:04:12
17	6 C.Rivas(LUX) PAM Porsche 911 GT3 Cup	BLACK FALCON(DEU)	11	1:31.360	0.835	0.089	170.1	17:09:14
18	31 S.Freytmuth(DEU) Rookie Porsche 911 GT3 Cup	HRT Performance	12	1:31.417	0.892	0.057	170.0	17:04:21
19	75 A.Levi(ISR) Rookie Porsche 911 GT3 Cup	Huber Racing	11	1:31.442	0.917	0.025	169.9	17:06:49
20	27 D.van Kuijk(NLD) Porsche 911 GT3 Cup	GP Elite	5	1:31.560	1.035	0.118	169.7	16:59:39
21	96 J.Slooten(DEU) PAM Porsche 911 GT3 Cup	IronForce Racing by Phoenix	10	1:31.704	1.179	0.144	169.5	17:04:25

Session 3
Red Bull Ring



Reg. Nr.:

Provisional

Result List

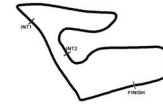
Nr.	Drivers	Team	Lap	Best Time	Gap	Diff	Kph	Day Time
Cl.	Car	Competitor						
22	98 J.Seyffert(DEU) Rookie Porsche 911 GT3 Cup	HP Racing International(DEU)	10	1:31.753	1.228	0.049	169.4	17:03:13
23	84 A.Alshehab(KUW) PAM Porsche 911 GT3 Cup	CarTech Motorsport by Nigrin(DEU)	11	1:31.862	1.337	0.109	169.2	17:05:12
24	2 G.Donchev(BGR) PAM Porsche 911 GT3 Cup	Huber Racing	15	1:31.957	1.432	0.095	169.0	17:09:14
25	40 J.Honkavuori(FIN) Porsche 911 GT3 Cup	ID Racing(DEU)	14	1:32.050	1.525	0.093	168.8	17:12:54
26	20 H.Proczyk(AUT) Porsche 911 GT3 Cup	HP Racing International(DEU)	13	1:32.141	1.616	0.091	168.7	17:05:20
27	5 S.Spreng(DEU) PAM Porsche 911 GT3 Cup	BLACK FALCON(DEU)	11	1:32.214	1.689	0.073	168.5	17:05:54
28	15 P.Sager(AUT) PAM Porsche 911 GT3 Cup	HRT Performance	10	1:32.322	1.797	0.108	168.3	17:06:14
29	44 J.Greif(DEU) Rookie Porsche 911 GT3 Cup	ID Racing(DEU)	14	1:32.657	2.132	0.335	167.7	17:08:09
30	7 C.Langer(DEU) PAM Porsche 911 GT3 Cup	FACH AUTO TECH(CHE)	11	1:33.305	2.780	0.648	166.6	17:00:08
31	65 K.Pfister(DEU) PAM Porsche 911 GT3 Cup	HRT Performance	18	1:34.170	3.645	0.865	165.0	17:12:01
Did not start								
24	M.van Splunteren(NLD) Porsche 911 GT3 Cup	Team GP Elite(NLD)						

Following race director decision cancellation of the relevant lap times for cars no. 4, 5, 6, 8, 15, 23, 25, 84, 92, 94 & 98 - track limits

Subject to final scrutineering!

Publication time:	Clerk of the Course:	Timekeeper:
-------------------	----------------------	-------------

Session 3
Red Bull Ring



Reg. Nr.:

Provisional

Class Result List

Stewards / Race Management

STEWARD
STEWARD
STEWARD
RACE DIRECTOR
CLERK OF THE COURSE
TECHNICAL DELEGATE
CHIEF TIMEKEEPER

Weather Start/Finish

AIR 24.8°C
TRACK 44.3°C
CONDITIONS Dry
PRESSURE 945 hPa
AIR 24.8°C
TRACK 42.7°C
CONDITIONS Dry
PRESSURE 945 hPa

Track Information

GREEN FLAG 16:42:00
CHEQUERED FLAG 17:12:00
SAFETY CAR PHASE 0
FULL COURSE YELLOW PHASE 0
TRACK NAME Red Bull Ring
TRACK LENGTH 4318m
TURN COUNT 10
FASTEST LAP: #3. HEI - 1:30.525

STARTED: 31 CLASSIFIED: 31 NOT CLASSIFIED: 0 DISQUALIFIED: 0

Nr.	Drivers	Team	Lap	Best Time	Gap	Diff	Kph	Day Time
	Car	Competitor						

CLASS: ProAM

Started: 8

Classified: 8

Not Classified: 0

1	6	C.Rivas(LUX) Porsche 911 GT3 Cup	BLACK FALCON(DEU)	11	1:31.360			170.1	17:09:14
2	96	J.Slooten(DEU) Porsche 911 GT3 Cup	IronForce Racing by Phoenix	10	1:31.704	0.344	0.344	169.5	17:04:25
3	84	A.Alshehab(KUW) Porsche 911 GT3 Cup	CarTech Motorsport by Nigrin(DEU)	11	1:31.862	0.502	0.158	169.2	17:05:12
4	2	G.Donchev(BGR) Porsche 911 GT3 Cup	Huber Racing	15	1:31.957	0.597	0.095	169.0	17:09:14
5	5	S.Spreng(DEU) Porsche 911 GT3 Cup	BLACK FALCON(DEU)	11	1:32.214	0.854	0.257	168.5	17:05:54
6	15	P.Sager(AUT) Porsche 911 GT3 Cup	HRT Performance	10	1:32.322	0.962	0.108	168.3	17:06:14
7	7	C.Langer(DEU) Porsche 911 GT3 Cup	FACH AUTO TECH(CHE)	11	1:33.305	1.945	0.983	166.6	17:00:08
8	65	K.Pfister(DEU) Porsche 911 GT3 Cup	HRT Performance	18	1:34.170	2.810	0.865	165.0	17:12:01

CLASS: Rookie

Started: 8

Classified: 8

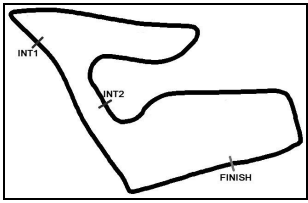
Not Classified: 0

1	8	A.Fach(CHE) Porsche 911 GT3 Cup	FACH AUTO TECH(CHE)	10	1:31.040			170.7	17:07:53
2	9	L.Hanafin(GBR) Porsche 911 GT3 Cup	FACH AUTO TECH(CHE)	12	1:31.096	0.056	0.056	170.6	17:07:00
3	13	A.Tauscher(DEU) Porsche 911 GT3 Cup	Allied-Racing(DEU)	9	1:31.147	0.107	0.051	170.5	17:00:28
4	29	H.van Eijndhoven(NLD) Porsche 911 GT3 Cup	GP Elite	5	1:31.212	0.172	0.065	170.4	16:59:33
5	31	S.Freythuth(DEU) Porsche 911 GT3 Cup	HRT Performance	12	1:31.417	0.377	0.205	170.0	17:04:21
6	75	A.Levi(ISR) Porsche 911 GT3 Cup	Huber Racing	11	1:31.442	0.402	0.025	169.9	17:06:49
7	98	J.Seyffert(DEU) Porsche 911 GT3 Cup	HP Racing International(DEU)	10	1:31.753	0.713	0.311	169.4	17:03:13
8	44	J.Greif(DEU) Porsche 911 GT3 Cup	ID Racing(DEU)	14	1:32.657	1.617	0.904	167.7	17:08:09

Following race director decision cancellation of the relevant lap times for cars no. 4, 5, 6, 8, 15, 23, 25, 84, 92, 94 & 98 - track limits

Subject to final scrutineering!

Publication time:	Clerk of the Course:	Timekeeper:
-------------------	----------------------	-------------



Testtag Porsche Carrera Cup Deutschland



Sector List Session 3

Provisional

Reg. Nr.:

Thursday, May 19, 2022 16:42:00

Red Bull Ring, Length: 4318m

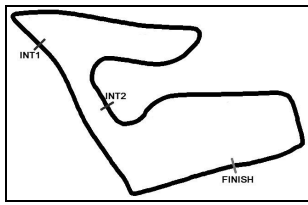
Air temperature: 24.78°C

Track temperature: 42.4°C

Weather condition: Dry

Lap Id	Time	SE1	SP1	SE2	SP2	SE3	SP3	TSP	Lap Id	Time	SE1	SP1	SE2	SP2	SE3	SP3	TSP
2 Donchev, BGR(#1)									theoretical besttime: 1:31.884								
1	0	2:00.689	47.759	180	43.594	150	29.336	201	10	0	1:32.300	22.980	238	41.025	161	28.295	204
2	0	1:36.113	23.676	231	42.710	137	29.727	203	11	0	1:32.338	23.172	237	40.921	156	28.245	205
3	0	1:33.743	23.516	237	41.427	154	28.800	203	12	0	1:32.612	23.063	239	41.272	158	28.277	204
4	0	1:33.682	23.512	237	41.542	153	28.628	203	13	0	1:32.275	23.075	238	40.975	161	28.225	204
5	0	1:33.722	23.199	238	41.509	151	29.014	202	14	0	1:32.542	23.174	237	40.812	159	28.556	204
6	0	1:40.388	23.669	237	41.343	154	35.376	58	15	0	1:31.957	23.053	238	40.787	156	28.117	204
7	0	4:56.353	3:42.495	163	44.525	150	29.333	203	16	0	1:35.330	23.058	238	40.817	154	31.455	161
8	0	1:32.603	23.176	237	41.165	156	28.262	203	17	0	1:46.339	26.854	167	43.902	150	35.583	57
9	0	1:32.238	23.120	239	40.831	157	28.287	205									
3 Heinrich, DEU(#1)									theoretical besttime: 1:30.375								
1	0	3:07.620	1:54.161	197	44.449	150	29.010	200	8	0	1:38.740	22.948	239	40.483	165	35.309	58
2	0	1:37.046	24.313	184	42.039	163	30.694	207	9	0	6:29.691	5:17.761	197	43.030	151	28.900	200
3	0	1:31.420	22.969	238	40.424	165	28.027	203	10	0	1:35.069	23.627	226	42.445	153	28.997	206
4	0	1:31.266	22.969	240	40.342	166	27.955	206	11	0	1:30.570	22.818	239	40.091	167	27.661	206
5	0	1:31.419	22.953	240	40.456	166	28.010	204	12	0	1:30.537	22.755	239	40.062	169	27.720	205
6	0	1:31.394	23.033	238	40.374	163	27.987	205	13	0	1:30.525	22.801	238	39.959	168	27.765	205
7	0	1:31.580	22.916	238	40.632	164	28.032	205	14	0	1:40.032	22.923	239	42.628	166	34.481	58
4 Hartog, NLD(#1)									theoretical besttime: 1:30.570								
1	0	2:10.204	45.846	195	43.512	155	40.846	44	8	0	1:40.928	28.395	173	42.774	150	29.759	206
2	0	2:13.157	1:02.720	230	41.486	150	28.951	204	9	0	1:30.741	22.856	238	40.227	161	27.658	203
3	0	1:32.205	23.190	238	40.840	157	28.175	201	10	0	1:32.876	22.800	240	40.160	160	29.916	205
4	0	1:31.741	22.988	239	40.785	156	27.968	205	11	0	1:32.724	22.775	240	40.273	163	29.676	207
5	0	1:32.036	23.011	238	40.670	163	28.355	199	12	0	1:30.825	22.752	240	40.207	161	27.866	206
6	0	1:37.227	23.083	239	40.766	157	33.378	58	13	0	1:30.765	22.645	244	40.259	157	27.864	207
7	0	8:54.295	7:25.259	139	52.929	149	36.107	161	13	0	1:33.230	23.041	238	41.469	156	28.720	206
5 Spreng, DEU(#1)									theoretical besttime: 1:32.100								
1	0	2:11.165	55.401	188	45.168	150	30.596	196	8	0	1:40.393	23.274	239	41.603	159	35.516	57
2	0	1:35.758	24.319	229	42.248	156	29.191	202	8	0	4:29.359	3:19.154	234	41.311	162	28.894	202
3	0	1:33.265	23.373	237	41.286	160	28.606	202	9	0	1:32.784	23.375	238	40.926	165	28.483	204
4	0	1:32.512	23.344	238	40.755	161	28.413	204	10	0	1:33.442	23.126	238	40.931	167	29.385	205
5	0	1:33.405	23.328	238	40.927	163	29.150	189	11	0	1:32.214	23.137	240	40.811	163	28.266	206
5	0	1:33.888	23.708	238	41.199	165	28.981	202	12	0	1:44.838	23.079	239	53.369	156	28.390	204
6	0	1:33.046	23.370	238	40.951	164	28.725	200	13	0	1:40.233	23.148	238	41.186	154	35.899	58
7	0	1:32.563	23.271	238	40.830	161	28.462	205									
6 Rivas, LUX(#1)									theoretical besttime: 1:31.305								
1	0	3:12.945	1:58.030	192	44.265	153	30.650	200	7	0	8:26.091	7:13.582	141	43.636	149	28.873	201
2	0	1:35.026	24.142	227	41.923	160	28.961	202	8	0	1:36.017	23.185	236	43.043	142	29.789	205
3	0	1:33.043	23.297	237	41.246	160	28.500	204	9	0	1:31.693	23.029	237	40.643	164	28.021	206
4	0	1:32.641	23.133	238	41.034	164	28.474	204	10	0	1:31.671	23.110	237	40.540	165	28.021	206
5	0	1:33.164	23.132	238	41.020	165	29.012	202	11	0	1:31.360	22.882	239	40.459	159	28.019	206
6	0	1:32.815	23.363	238	40.784	164	28.674	204	12	0	1:32.266	23.423	237	40.404	163	28.439	204
6	0	1:37.956	23.465	237	40.900	160	33.591	58	13	0	1:33.140	23.079	238	40.562	167	29.499	205
7 Langer, DEU(#1)									theoretical besttime: 1:33.025								
1	0	2:25.647	1:03.190	144	50.775	132	31.682	198	11	0	1:33.305	23.310	238	41.287	156	28.708	202
2	0	1:36.644	24.463	217	42.522	153	29.659	202	12	0	1:33.341	23.410	237	41.197	157	28.734	203
3	0	1:34.414	23.736	234	41.516	153	29.162	201	13	0	1:34.103	24.056	235	41.452	157	28.595	203
4	0	1:34.619	23.546	232	42.217	151	28.856	202	14	0	1:57.923	23.378	236	41.120	158	53.425	175
5	0	1:33.473	23.388	237	41.247	150	28.838	202	15	0	1:38.461	25.367	144	44.125	159	28.969	201
6	0	1:33.394	23.372	237	41.249	157	28.773	202	16	0	1:33.486	23.435	235	41.248	159	28.803	203
7	0	1:33.932	23.508	236	41.149	157	29.275	202	17	0	1:33.827	23.508	236	41.133	158	29.186	201
8	0	1:33.971	23.433	236	41.498	157	29.040	203	18	0	1:34.776	24.050	234	41.403	155	29.323	191
9	0	1:34.089	23.660	237	41.534	152	28.895	203	19	0	1:45.315	25.076	234	41.740	155	38.499	56
10	0	1:34.147	23.348	238	41.735	153	29.064	202									





Testtag Porsche Carrera Cup Deutschland



**CARRERA CUP
DEUTSCHLAND**

Sector List Session 3

Provisional

Reg. Nr.:

Thursday, May 19, 2022 16:42:00

Red Bull Ring, Length: 4318m

Air temperature: 24.78°C

Track temperature: 42.4°C

Weather condition: Dry

Lap	Id	Time	SE1	SP1	SE2	SP2	SE3	SP3	TSP	Lap	Id	Time	SE1	SP1	SE2	SP2	SE3	SP3	TSP
8	Fach, CHE(#1)									theoretical besttime: 1:30.852									
1	0	1:53.132	39.806	198	44.274	152	29.052	202		6	0	10:04.667	8:46.379	179	48.180	152	30.108	200	
2	0	1:34.161	23.520	229	41.550	159	29.091	204		7	0	1:32.568	23.547	234	41.056	162	27.965	206	
3	0	1:32.725	23.006	237	40.865	168	28.854	205		8	0	1:31.226	22.815	237	40.298	166	28.113	200	
4	0	1:32.045	22.983	239	40.863	163	28.199	205		9	0	1:31.065	22.915	238	40.317	166	27.833	206	
5	0	1:31.781	22.944	239	40.663	165	28.174	206		10	0	1:31.040	22.849	239	40.216	168	27.975	205	
6	0	1:38.833	23.370	234	41.156	159	34.307	57		11	0	1:39.346	22.803	239	40.602	156	35.941	56	

9	Hanafin, GBR(#1)									theoretical besttime: 1:31.053									
1	0	1:51.859	38.297	206	44.678	151	28.884	202		9	0	7:19.275	6:04.296	173	46.686	151	28.293	203	
2	0	1:33.458	23.467	234	41.442	158	28.549	204		10	0	1:35.387	26.079	192	41.203	157	28.105	206	
3	0	1:41.586	27.104	196	45.950	153	28.532	205		11	0	1:31.312	23.053	238	40.379	164	27.880	207	
4	0	1:32.184	23.077	238	40.853	156	28.254	206		12	0	1:31.096	22.898	239	40.327	161	27.871	206	
5	0	1:40.385	24.800	180	46.177	147	29.408	206		13	0	1:31.195	22.912	239	40.373	161	27.910	206	
6	0	1:32.075	23.104	239	40.721	156	28.250	206		14	0	1:31.278	22.933	240	40.517	165	27.828	206	
7	0	1:32.114	23.097	238	40.700	159	28.317	205		15	0	1:40.607	24.516	182	42.574	155	33.517	57	
8	0	1:38.894	23.189	239	41.464	150	34.241	56											

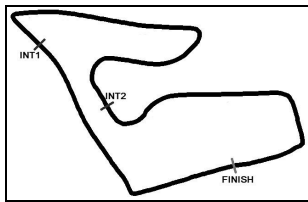
13	Tauscher, DEU(#1)									theoretical besttime: 1:31.050									
1	0	2:18.632	59.991	158	48.198	133	30.443	197		8	0	1:36.129	26.062	166	41.488	162	28.579	205	
2	0	1:37.787	24.584	203	43.986	147	29.217	203		9	0	1:31.147	22.797	240	40.467	159	27.883	206	
3	0	1:34.731	23.478	229	42.786	156	28.467	204		10	0	1:31.278	22.879	239	40.520	169	27.879	207	
4	0	1:54.850	25.834	156	48.145	147	40.871	46		11	0	1:36.424	23.085	238	43.988	144	29.351	206	
5	0	2:12.105	56.210	227	41.645	155	34.250	58		12	0	1:31.203	22.754	239	40.417	163	28.032	205	
6	0	4:01.376	2:45.541	166	46.437	150	29.398	200		13	0	1:38.067	22.918	239	40.491	165	34.658	58	
7	0	1:40.849	27.799	138	44.367	157	28.683	201		14	0	4:43.520	3:29.064	193	40.969	156	33.487	58	

14	Schuring, NLD(#1)									theoretical besttime: 1:30.677									
1	0	3:05.635	1:51.775	183	44.556	148	29.304	201		7	0	1:49.322	23.785	226	48.294	151	37.243	204	
2	0	1:34.014	23.602	231	41.421	162	28.991	205		8	0	1:33.134	23.244	235	40.954	150	28.936	207	
3	0	1:31.222	22.863	239	40.435	164	27.924	206		9	0	1:30.842	22.818	239	40.193	167	27.831	205	
4	0	1:31.488	22.817	240	40.541	163	28.130	204		10	0	1:30.677	22.775	240	40.083	164	27.819	206	
5	0	1:37.566	22.916	240	40.589	161	34.061	58		11	0	1:37.918	23.863	218	45.777	155	28.278	206	
6	0	10:42.985	9:24.278	158	48.532	143	30.175	200		12	0	1:39.732	25.133	231	40.463	160	34.136	58	

15	Sager, AUT(#1)									theoretical besttime: 1:32.155									
1	0	2:20.093	1:03.422	180	46.373	146	30.298	196		8	0	1:37.795	25.506	153	43.289	156	29.000	203	
2	0	1:38.183	24.296	213	43.567	154	30.320	203		9	0	1:39.208	23.257	236	45.483	139	30.468	202	
3	0	1:34.418	23.278	235	41.858	157	29.282	203		9	0	1:34.051	23.514	234	40.771	166	29.766	204	
3	0	1:33.586	23.347	235	41.365	162	28.874	202		10	0	1:32.322	23.126	236	40.904	171	28.292	204	
4	0	1:33.350	23.316	237	41.296	166	28.738	201		11	0	1:32.379	23.159	237	40.962	165	28.258	203	
5	0	1:33.060	23.453	235	41.002	165	28.605	202		12	0	1:32.495	23.320	236	40.800	167	28.375	202	
6	0	1:41.670	23.434	236	42.284	152	35.952	56		13	0	1:33.855	23.662	221	41.654	157	28.539	203	
7	0	5:55.764	4:38.541	166	45.972	143	31.251	195		14	0	1:32.434	23.227	237	40.793	163	28.414	205	

20	Proczyk, AUT(#1)									theoretical besttime: 1:32.070									
1	0	1:57.831	34.872	173	50.895	143	32.064	186		10	0	1:32.706	23.463	236	40.783	165	28.460	201	
2	0	1:39.903	25.237	182	44.168	127	30.498	201		11	0	1:33.249	23.224	236	40.901	165	29.124	200	
3	0	1:35.617	24.223	230	41.616	155	29.778	201		12	0	1:32.450	23.376	232	40.766	166	28.308	202	
4	0	1:33.831	23.486	231	41.617	165	28.728	200		13	0	1:32.141	23.135	236	40.631	165	28.375	203	
5	0	1:33.812	23.343	235	41.238	159	29.231	200		14	0	1:32.164	23.201	235	40.641	168	28.322	202	
6	0	1:39.094	23.359	235	41.118	161	34.617	58		15	0	1:33.890	23.325	236	40.877	158	29.688	201	
7	0	4:00.274	2:43.041	167	47.111	146	30.122	197		16	0	1:32.524	23.131	236	40.724	170	28.669	201	
8	0	1:36.062	24.316	227	42.419	154	29.327	198		17	0	1:33.953	23.175	236	40.661	168	30.117	165	
9	0	1:33.418	23.573	234	41.214	158	28.631	200		18	0	1:50.610	27.794	184	44.130	146	38.686	52	





Testtag Porsche Carrera Cup Deutschland

PORSCHE**CARRERA CUP
DEUTSCHLAND**

Sector List Session 3

Provisional

Reg. Nr.:

Thursday, May 19, 2022 16:42:00

Red Bull Ring, Length: 4318m

Air temperature: 24.78°C

Track temperature: 42.4°C

Weather condition: Dry

Lap Id	Time	SE1	SP1	SE2	SP2	SE3	SP3	TSP	Lap Id	Time	SE1	SP1	SE2	SP2	SE3	SP3	TSP
23	Ertl, DEU(#1)								theoretical besttime: 1:30.979								
1 0	1:53.387	41.125	195	43.522	152	28.740	201		9 0	1:46.859	24.846	185	46.640	147	35.373	204	
2 0	1:37.297	23.559	217	41.784	152	31.954	204		10 0	1:33.579	22.759	238	40.544	160	30.279	205	
3 0	1:32.904	23.290	237	41.303	146	28.311	204		11 0	1:31.141	22.898	238	40.355	161	27.888	204	
4 0	1:32.044	23.208	237	40.746	156	28.090	205		12 0	1:31.605	23.217	231	40.619	160	27.769	206	
5 0	1:32.069	22.988	240	40.818	150	28.263	203		13 0	1:31.534	23.172	238	40.492	162	27.870	205	
6 0	1:32.021	23.058	237	40.646	160	28.317	203		14 0	1:31.129	22.855	238	40.391	162	27.883	203	
7 0	1:32.130	22.948	237	40.887	156	28.295	203		15 0	1:31.564	22.985	238	40.502	160	28.077	203	
7 0	1:39.611	23.436	235	41.149	152	35.026	58										
8 0	5:11.936	3:54.462	153	48.357	145	29.117	198										

25	ten Voorde, NLD(#1)								theoretical besttime: 1:30.757								
1 0	11:09.113					11:09.113			5 0	1:30.757	22.774	239	40.169	166	27.814	205	
2 0	2:08.103	54.842	171	44.269	152	28.992	202		6 0	1:32.956	22.890	229	42.069	160	27.997	206	
3 0	1:33.682	23.529	218	41.718	157	28.435	206		6 0	1:31.048	22.873	239	40.200	170	27.975	206	
4 0	1:31.015	22.890	239	40.179	167	27.946	206		7 0	1:38.386	22.862	239	42.253	160	33.271	58	

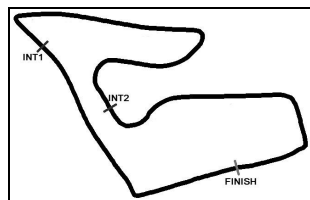
26	van Kuijk, NLD(#1)								theoretical besttime: 1:30.841								
1 0	11:01.135					11:01.135			6 0	1:31.033	22.932	240	40.285	169	27.816	208	
2 0	2:02.962	48.805	175	45.012	152	29.145	203		7 0	1:31.226	22.865	241	40.308	168	28.053	208	
3 0	1:33.669	23.549	233	41.515	160	28.605	206		8 0	1:31.349	22.822	240	40.504	166	28.023	208	
4 0	1:31.627	23.064	239	40.627	160	27.936	206		9 0	1:31.265	22.818	241	40.425	164	28.022	207	
5 0	1:31.036	22.964	240	40.207	166	27.865	206		10 0	1:41.547	22.909	240	40.640	160	37.998	59	

27	van Kuijk, NLD(#1)								theoretical besttime: 1:31.323								
1 0	10:50.190					10:50.190			6 0	1:32.162	22.971	239	40.899	167	28.292	206	
2 0	2:10.499	51.401	163	48.911	150	30.187	201		7 0	1:32.544	23.057	239	41.196	159	28.291	205	
3 0	1:34.550	23.729	217	42.185	160	28.636	205		8 0	1:31.699	22.989	238	40.530	165	28.180	204	
4 0	1:31.821	22.943	238	40.551	169	28.327	203		9 0	1:32.505	23.133	238	40.671	167	28.701	204	
5 0	1:31.560	23.180	238	40.433	167	27.947	204		10 0	1:44.030	23.144	236	40.625	166	40.261	56	

28	Groeneveld, NLD(#1)								theoretical besttime: 1:30.928								
1 0	10:57.597					10:57.597			6 0	1:32.243	22.947	240	41.301	166	27.995	206	
2 0	2:01.636	44.803	173	47.080	152	29.753	201		7 0	1:31.073	23.092	238	40.207	170	27.774	206	
3 0	1:34.347	23.484	219	42.017	147	28.846	205		8 0	1:31.164	23.032	238	40.245	168	27.887	206	
4 0	1:31.658	23.022	237	40.536	169	28.100	204		9 0	1:36.964	22.896	238	40.283	166	33.785	57	
5 0	1:31.340	23.197	239	40.230	170	27.913	205										

29	van Eindhoven, NLD(#1)								theoretical besttime: 1:31.174								
1 0	10:53.420					10:53.420			6 0	1:31.380	22.950	239	40.429	167	28.001	204	
2 0	2:00.848	45.739	199	45.728	152	29.381	198		7 0	1:31.264	22.929	239	40.361	166	27.974	206	
3 0	1:34.281	24.267	225	41.690	158	28.324	201		8 0	1:31.627	23.158	237	40.362	165	28.107	206	
4 0	1:33.114	23.589	230	41.092	158	28.433	205		9 0	1:31.431	22.939	240	40.347	166	28.145	204	
5 0	1:31.212	22.948	240	40.271	169	27.993	204		10 0	1:44.239	23.876	205	41.746	151	38.617	57	

31	Freytmuth, DEU(#1)								theoretical besttime: 1:31.282								
1 0	2:22.426	1:07.849	182	44.969	150	29.608	193		10 0	1:31.940	23.232	237	40.738	158	27.970	205	
2 0	1:34.556	23.833	227	41.945	146	28.778	203		11 0	1:31.467	23.077	238	40.523	160	27.867	206	
3 0	1:32.952	23.472	232	41.322	153	28.158	205		12 0	1:31.417	23.013	238	40.495	160	27.909	206	
4 0	1:32.176	23.037	239	40.993	157	28.146	205		13 0	1:31.576	22.920	237	40.646	161	28.010	204	
5 0	1:32.823	23.135	238	41.332	158	28.356	204		14 0	1:39.865	22.949	238	40.567	159	36.349	54	
6 0	1:32.262	23.171	238	40.812	163	28.279	204		15 0	2:46.017	1:37.475	234	40.594	156	27.948	205	
7 0	1:37.654	23.109	237	40.912	157	33.633	58		16 0	1:31.680	23.025	238	40.758	159	27.897	205	
8 0	4:26.587	3:08.486	185	47.332	140	30.769	192		17 0	1:31.944	23.123	238	40.597	161	28.224	206	
9 0	1:34.429	24.201	211	41.863	150	28.365	204										



Testtag Porsche Carrera Cup Deutschland

PORSCHE**CARRERA CUP
DEUTSCHLAND**

Sector List Session 3

Provisional

Reg. Nr.:

Thursday, May 19, 2022 16:42:00

Red Bull Ring, Length: 4318m

Air temperature: 24.78°C

Track temperature: 42.4°C

Weather condition: Dry

Lap Id	Time	SE1	SP1	SE2	SP2	SE3	SP3	TSP	Lap Id	Time	SE1	SP1	SE2	SP2	SE3	SP3	TSP
40 Honkavuori, FIN(#1)									theoretical besttime: 1:31.809								
1	0	1:33.914				1:33.914			8	0	1:32.262	23.190	238	40.838	161	28.234	204
2	0	7:07.284	5:48.782	170	46.535	140	31.967	195	9	0	1:48.377	24.164	192	43.695	154	40.518	58
3	0	1:42.656	26.205	162	43.212	167	33.239	203	10	0	4:47.834	3:33.590	114	45.598	161	28.646	203
4	0	1:35.403	23.354	236	42.550	129	29.499	203	11	0	1:32.467	23.368	237	40.834	155	28.265	205
5	0	1:32.746	23.369	235	40.859	165	28.518	204	12	0	1:32.692	23.058	238	41.373	162	28.261	205
6	0	1:32.164	23.196	236	40.696	164	28.272	204	13	0	1:32.254	23.287	238	40.864	161	28.103	205
7	0	1:32.076	23.291	237	40.648	168	28.137	204	14	0	1:32.050	23.061	238	40.753	166	28.236	206

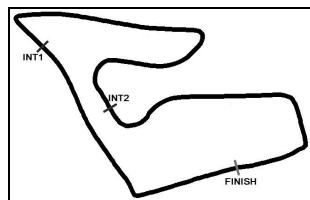
Lap Id	Time	SE1	SP1	SE2	SP2	SE3	SP3	TSP	Lap Id	Time	SE1	SP1	SE2	SP2	SE3	SP3	TSP
44 Greif, DEU(#1)									theoretical besttime: 1:32.498								
1	0	2:23.559	1:02.333	152	48.864	136	32.362	190	10	0	1:33.476	23.465	236	41.366	157	28.645	203
2	0	1:36.958	25.096	221	42.418	152	29.444	200	11	0	1:32.872	23.244	235	41.068	157	28.560	202
3	0	1:33.991	23.599	235	41.355	159	29.037	201	12	0	1:33.463	23.327	236	41.246	156	28.890	199
4	0	1:34.136	23.683	231	41.619	156	28.834	200	13	0	1:32.749	23.296	236	41.024	160	28.429	203
5	0	1:33.730	23.540	236	41.312	152	28.878	202	14	0	1:32.657	23.187	237	40.987	161	28.483	202
6	0	1:33.445	23.628	235	41.087	158	28.730	201	15	0	1:32.974	23.282	236	41.124	159	28.568	201
7	0	1:33.215	23.466	235	41.106	161	28.643	201	16	0	1:32.864	23.191	237	41.038	158	28.635	203
8	0	1:40.865	23.581	236	41.064	156	36.220	55	17	0	1:32.799	23.275	237	40.882	158	28.642	201
9	0	4:53.642	3:41.917	204	42.492	154	29.233	200									

Lap Id	Time	SE1	SP1	SE2	SP2	SE3	SP3	TSP	Lap Id	Time	SE1	SP1	SE2	SP2	SE3	SP3	TSP
57 van Buren, NLD(#1)									theoretical besttime: 1:30.855								
1	0	3:06.400	1:52.259	175	44.734	150	29.407	198	8	0	6:05.388	4:52.607	203	43.410	154	29.371	198
2	0	1:34.917	23.935	227	41.851	161	29.131	206	9	0	1:36.269	24.424	223	42.509	155	29.336	205
3	0	1:32.054	22.983	239	40.931	165	28.140	205	10	0	1:31.236	22.976	237	40.403	165	27.857	206
4	0	1:32.209	23.088	239	40.644	166	28.477	205	11	0	1:30.860	22.830	239	40.252	166	27.778	206
5	0	1:34.234	24.468	183	41.371	164	28.395	204	12	0	1:31.148	22.877	238	40.247	165	28.024	206
6	0	1:33.775	23.124	239	41.608	128	29.043	205	13	0	1:32.999	23.339	225	41.357	162	28.303	206
7	0	1:38.267	23.019	238	40.935	164	34.313	58	14	0	1:42.538	23.999	187	42.170	162	36.369	58

Lap Id	Time	SE1	SP1	SE2	SP2	SE3	SP3	TSP	Lap Id	Time	SE1	SP1	SE2	SP2	SE3	SP3	TSP
65 Pfister, DEU(#1)									theoretical besttime: 1:34.048								
1	0	2:35.843	1:09.236	146	52.679	125	33.928	185	10	0	1:35.478	24.005	235	42.261	150	29.212	201
2	0	1:50.230	28.265	128	49.889	144	32.076	194	11	0	1:35.206	23.915	232	42.000	150	29.291	201
3	0	1:40.763	25.697	208	44.339	140	30.727	198	12	0	1:35.032	23.927	232	42.077	149	29.028	203
4	0	1:38.308	24.606	226	43.393	149	30.309	198	13	0	1:34.435	23.663	210	41.666	154	29.106	202
5	0	1:38.497	25.572	184	43.127	145	29.798	200	14	0	1:36.093	23.722	204	42.891	138	29.480	202
6	0	1:35.720	24.176	231	42.088	147	29.456	201	15	0	1:34.818	23.827	231	41.833	151	29.158	201
7	0	1:35.753	24.474	233	41.798	149	29.481	202	16	0	1:34.953	23.878	233	41.941	149	29.134	201
8	0	1:35.602	24.021	231	42.027	150	29.554	199	17	0	1:34.819	23.742	226	41.865	151	29.212	202
9	0	1:35.400	24.036	234	41.902	150	29.462	200	18	0	1:34.170	23.496	236	41.788	150	28.886	203

Lap Id	Time	SE1	SP1	SE2	SP2	SE3	SP3	TSP	Lap Id	Time	SE1	SP1	SE2	SP2	SE3	SP3	TSP
75 Levi, ISR(#1)									theoretical besttime: 1:31.336								
1	0	2:03.462	50.598	180	43.920	156	28.944	201	8	0	1:35.935	24.604	198	42.263	158	29.068	206
2	0	1:34.374	23.668	221	41.575	160	29.131	203	9	0	1:31.646	23.101	238	40.700	163	27.845	206
3	0	1:32.800	23.147	239	41.154	159	28.499	205	10	0	1:31.716	23.102	238	40.645	166	27.969	206
4	0	1:48.799	39.419	211	41.158	163	28.222	204	11	0	1:31.442	23.062	238	40.526	162	27.854	206
5	0	1:32.238	23.053	239	40.805	163	28.380	204	12	0	1:31.788	23.064	238	40.570	167	28.154	205
6	0	1:39.588	23.140	238	41.998	154	34.450	58	13	0	1:37.801	22.965	239	40.675	165	34.161	56
7	0	8:26.888	7:14.526	193	43.364	160	28.998	198									

Lap Id	Time	SE1	SP1	SE2	SP2	SE3	SP3	TSP	Lap Id	Time	SE1	SP1	SE2	SP2	SE3	SP3	TSP
84 Alshehab, KUW(#1)									theoretical besttime: 1:31.735								
1	0	1:56.225	42.894	195	43.645	149	29.686	200	7	0	1:38.429	23.452	236	40.939	160	34.038	57
2	0	1:35.697	23.970	229	42.161	160	29.566	201	8	0	5:32.804	4:19.261	159	44.310	154	29.233	200
3	0	1:33.519	23.453	237	41.223	164	28.843	204	9	0	1:35.328	24.120	226	41.720	161	29.488	203
4	0	1:33.096	23.292	237	41.324	159	28.579	205	10	0	1:32.014	23.182	236	40.663	165	28.169	206
4	0	1:35.894	23.414	236	42.975	162	29.505	203	11	0	1:31.862	23.044	236	40.522	161	28.296	205
5	0	1:33.072	23.298	236	40.949	163	28.825	203	12	0	1:33.635	23.165	237	41.160	158	29.310	204
6	0	1:34.384	23.272	237	41.104	159	30.008	201	13	0	1:50.708	23.230	176	51.937	154	35.541	54



Testtag Porsche Carrera Cup Deutschland

Sector List Session 3

Provisional

Reg. Nr.:

Thursday, May 19, 2022 16:42:00

Red Bull Ring, Length: 4318m

Air temperature: 24.78°C

Track temperature: 42.4°C

Weather condition: Dry

Lap Id	Time	SE1	SP1	SE2	SP2	SE3	SP3	TSP	Lap Id	Time	SE1	SP1	SE2	SP2	SE3	SP3	TSP
92 Ammermüller, DEU(#1)									theoretical besttime: 1:30.610								
1	0	1:57.864	43.605	192	44.183	150	30.076	201	6	0	1:40.410	22.942	237	40.445	165	37.023	56
2	0	1:38.385	24.594	198	43.669	151	30.122	204	6	0	7:06.893	5:52.113	188	44.019	154	30.761	201
3	0	1:31.981	23.137	237	40.714	167	28.130	206	7	0	1:36.730	23.831	231	41.945	162	30.954	205
4	0	1:31.361	23.065	239	40.336	165	27.960	205	8	0	1:30.892	23.043	238	40.170	170	27.679	205
5	0	1:31.372	23.045	239	40.423	166	27.904	205	9	0	1:30.773	22.761	239	40.302	170	27.710	205
5	0	1:31.599	23.095	238	40.388	165	28.116	205	10	0	1:41.604	23.845	199	42.661	159	35.098	57

94 Pereira, LUX(#1)									theoretical besttime: 1:30.596								
1	0	2:21.588	1:07.264	190	44.226	140	30.098	199	9	0	1:31.037	23.062	238	40.190	167	27.785	205
2	0	1:33.425	23.531	220	41.495	157	28.399	204	10	0	1:30.780	22.830	238	40.118	169	27.832	206
3	0	1:31.509	23.151	237	40.285	164	28.073	204	11	0	1:30.870	22.786	239	40.025	167	28.059	206
4	0	1:31.612	23.096	238	40.256	165	28.260	204	12	0	1:31.020	22.917	238	40.163	166	27.940	206
5	0	1:31.314	23.045	238	40.206	165	28.063	205	12	0	1:33.245	24.767	215	40.504	164	27.974	205
5	0	1:33.264	22.998	237	41.023	163	29.243	204	12	0	1:31.098	22.854	239	40.260	165	27.984	206
6	0	1:37.961	22.998	238	40.224	166	34.739	58	12	0	1:30.998	22.820	239	40.166	168	28.012	205
7	0	4:16.932	2:59.397	168	47.072	139	30.463	202	13	0	1:48.483	23.010	236	44.284	139	41.189	53
8	0	1:33.037	23.484	236	41.330	159	28.223	205									

95 Wagner, DEU(#1)									theoretical besttime: 1:31.096								
1	0	2:28.865	1:15.384	218	43.998	153	29.483	197	9	0	1:31.413	23.074	239	40.323	161	28.016	206
2	0	1:35.431	24.116	195	42.406	158	28.909	203	10	0	1:31.271	22.949	238	40.205	167	28.117	205
3	0	1:33.063	23.477	237	41.035	157	28.551	204	11	0	1:31.708	22.991	238	40.646	164	28.071	205
4	0	1:32.641	23.162	239	41.108	162	28.371	205	12	0	1:31.518	22.884	238	40.627	169	28.007	206
5	0	1:36.730	23.135	239	40.960	161	32.635	58	13	0	1:33.372	23.910	228	41.090	159	28.372	205
6	0	7:13.708	5:55.065	166	47.437	139	31.206	198	14	0	1:31.405	22.929	239	40.304	164	28.172	204
7	0	1:35.566	24.742	220	42.207	158	28.617	203	15	0	1:32.023	23.110	238	40.619	161	28.294	206
8	0	1:33.635	23.254	238	41.967	151	28.414	204	16	0	1:32.293	23.086	238	40.504	162	28.703	203

96 Slooten, DEU(#1)									theoretical besttime: 1:31.474								
1	0	2:26.613	1:11.072	184	45.230	147	30.311	197	8	0	1:32.453	23.224	235	40.990	161	28.239	204
2	0	1:46.582	25.012	173	52.007	130	29.563	201	9	0	1:31.827	23.066	237	40.484	158	28.277	205
3	0	1:34.453	23.924	231	41.623	159	28.906	200	10	0	1:31.704	23.109	236	40.353	156	28.242	204
4	0	1:33.407	23.486	236	40.997	174	28.924	202	11	0	1:36.979	22.975	237	40.830	166	33.174	58
5	0	1:37.914	23.249	237	41.136	160	33.529	54	12	0	4:23.026	3:13.554	230	41.021	162	28.451	203
6	0	7:15.997	6:00.501	95	45.925	147	29.571	200	13	0	1:32.047	23.108	236	40.793	163	28.146	205
7	0	1:33.777	23.525	234	41.475	157	28.777	203	14	0	1:31.917	23.029	238	40.576	166	28.312	204

98 Seyffert, DEU(#1)									theoretical besttime: 1:31.428								
1	0	1:52.607	38.201	187	45.437	152	28.969	201	9	0	1:31.802	22.963	238	40.929	161	27.910	206
2	0	1:35.291	23.607	234	41.658	163	30.026	203	10	0	1:34.936	23.074	239	40.690	160	28.172	205
3	0	1:32.973	23.443	235	41.193	161	28.337	204	10	0	1:31.753	23.196	236	40.555	166	28.002	205
4	0	1:33.547	23.219	237	41.621	147	28.707	204	11	0	1:31.788	23.063	236	40.771	162	27.954	204
5	0	1:37.840	23.066	237	41.238	159	33.536	58	12	0	1:32.458	23.119	237	40.773	162	28.566	206
6	0	5:18.733	4:06.468	208	43.002	150	29.263	199	13	0	1:32.374	22.946	237	40.968	164	28.460	206
7	0	1:34.594	24.939	217	41.513	159	28.142	205	13	0	1:34.121	23.333	232	40.837	164	29.954	200
8	0	1:31.811	23.090	237	40.678	163	28.043	204	13	0	1:38.823	23.777	233	41.040	160	34.006	56

99 Buus, DNK(#1)									theoretical besttime: 1:30.843								
1	0	2:15.914	58.546	162	46.646	147	30.722	200	8	0	1:32.570	23.233	239	40.856	156	28.481	206
2	0	1:35.357	24.230	225	42.373	155	28.754	204	9	0	1:30.843	22.823	239	40.214	163	27.806	207
3	0	1:32.743	23.261	237	41.174	153	28.308	206	10	0	1:31.159	22.960	239	40.310	162	27.889	206
4	0	1:45.883	25.599	159	45.392	150	34.892	58	11	0	1:32.275	22.824	239	40.262	163	29.189	186
5	0	2:10.864	54.909	156	42.176	152	33.779	58	12	0	1:36.973	24.186	205	42.268	137	30.519	207
6	0	5:52.995	4:39.084	196	44.927	154	28.984	202	13	0	1:31.497	22.839	239	40.253	162	28.405	200
7	0	1:33.677	23.470	237	41.308	152	28.899	201	14	0	1:39.005	23.632	230	41.178	160	34.195	58