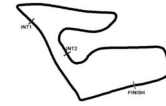


Race 2
Red Bull Ring



Reg. Nr.: AMF-CR 07/2022

Provisional

Result List

Stewards / Race Management

STEWARD	Thomas Ferrero
STEWARD	Tobias Amann
STEWARD	Günther Kremel
RACE DIRECTOR	Luca Stegner
CLERK OF THE COURSE	Andy Meklau
TECHNICAL DELEGATE	
CHIEF TIMEKEEPER	Steffen Ruhl

Weather Start/Finish

AIR	24.8°C
TRACK	48.4°C
CONDITIONS	Dry
PRESSURE	940 hPa
AIR	24.8°C
TRACK	38.1°C
CONDITIONS	Dry
PRESSURE	940 hPa

Track Information

GREEN FLAG	14:40:16
CHEQUERED FLAG	15:12:37
SAFETY CAR PHASE	0
FULL COURSE YELLOW PHASE	0
TRACK NAME	Red Bull Ring
TRACK LENGTH	4318m
TURN COUNT	10
TOTAL DISTANCE	90.67km
FASTEST LAP:	#92. AMM - 1:31.697

STARTED: 32 CLASSIFIED: 29 NOT CLASSIFIED: 3 DISQUALIFIED: 0

Nr.	Drivers	Team	Laps	Total Time	Gap	Kph	Lap	Time	Kph
Cl.	Car	Competitor							
1	3 L.Heinrich(DEU) Porsche 911 GT3 Cup	SSR Huber Racing	21	32:20.525		168.6	8	1:31.932	169.0
2	14 M.Schuring(NLD) Porsche 911 GT3 Cup	SSR Huber Racing	21	32:23.103	2.578	168.5	7	1:31.790	169.3
3	92 M.Ammermüller(DEU) Porsche 911 GT3 Cup	SSR Huber Racing	21	32:23.650	3.125	168.4	11	1:31.697	169.5
4	99 B.Buus(DNK) Porsche 911 GT3 Cup	Allied-Racing(DEU)	21	32:27.096	6.571	168.1	5	1:32.003	168.9
5	25 L.ten Voorde(NLD) Porsche 911 GT3 Cup	Team GP Elite(NLD)	21	32:27.706	7.181	168.0	11	1:31.956	169.0
6	4 L.Hartog(NLD) Porsche 911 GT3 Cup	BLACK FALCON(DEU)	21	32:30.830	10.305	167.9	13	1:32.072	168.8
7	94 D.Pereira(LUX) Porsche 911 GT3 Cup	IronForce Racing by Phoenix	21	32:31.894	11.369	167.6	15	1:32.027	168.9
8	57 R.van Buren(NLD) Porsche 911 GT3 Cup	Huber Racing	21	32:32.737	12.212	167.7	18	1:32.186	168.6
9	24 M.van Splunteren(NLD) Porsche 911 GT3 Cup	Team GP Elite(NLD)	21	32:39.258	18.733	167.9	11	1:31.946	169.0
10	29 H.van Eindhoven(NLD) Rookie Porsche 911 GT3 Cup	GP Elite	21	32:40.122	19.597	167.4	8	1:32.248	168.5
11	26 J.van Kuijk(NLD) Porsche 911 GT3 Cup	Team GP Elite(NLD)	21	32:40.566	20.041	167.5	16	1:32.366	168.2
12	31 S.Freyruth(DEU) Rookie Porsche 911 GT3 Cup	HRT Performance	21	32:42.246	21.721	167.1	8	1:32.528	168.0
13	75 A.Levi(ISR) Rookie Porsche 911 GT3 Cup	Huber Racing	21	32:42.829	22.304	167.1	4	1:32.312	168.3
14	95 R.Wagner(DEU) Porsche 911 GT3 Cup	IronForce Racing by Phoenix	21	32:45.127	24.602	166.8	10	1:32.383	168.2
15	20 H.Proczyk(AUT) Porsche 911 GT3 Cup	HP Racing International(DEU)	21	32:46.260	25.735	166.8	12	1:32.601	167.8
16	27 D.van Kuijk(NLD) Porsche 911 GT3 Cup	GP Elite	21	32:46.648	26.123	167.2	18	1:32.543	167.9
17	6 C.Rivas(LUX) ProAM Porsche 911 GT3 Cup	BLACK FALCON(DEU)	21	32:46.921	26.396	166.8	13	1:32.607	167.8
18	5 S.Spreng(DEU) ProAM Porsche 911 GT3 Cup	BLACK FALCON(DEU)	21	32:49.766	29.241	166.6	13	1:32.710	167.6
19	9 L.Hanafin(GBR) Rookie Porsche 911 GT3 Cup	FACH AUTO TECH(CHE)	21	32:52.361	31.836	166.1	19	1:32.135	168.7
20	96 J.Slooten(DEU) ProAM Porsche 911 GT3 Cup	IronForce Racing by Phoenix	21	32:53.459	32.934	166.4	9	1:32.980	167.1
21	2 G.Donchev(BGR) ProAM Porsche 911 GT3 Cup	Huber Racing	21	32:54.026	33.501	166.3	12	1:32.867	167.3

Race 2
Red Bull Ring



Reg. Nr.: AMF-CR 07/2022

Provisional

Result List

Nr.	Drivers	Team	Laps	Total Time	Gap	Kph	Lap	Time	Kph
Cl.	Car	Competitor							
22	44 J.Greif(DEU) Rookie Porsche 911 GT3 Cup	ID Racing(DEU)	21	32:54.912	34.387	166.2	8	1:32.831	167.4
23	15 P.Sager(AUT) ProAM Porsche 911 GT3 Cup	HRT Performance	21	32:59.722	39.197	165.9	8	1:32.903	167.3
24	84 A.Alshehab(KUW) ProAM Porsche 911 GT3 Cup	CarTech Motorsport by Nigrin(DEU)	21	33:00.762	40.237	165.7	11	1:32.850	167.4
25	8 A.Fach(CHE) Rookie Porsche 911 GT3 Cup	FACH AUTO TECH(CHE)	21	33:01.698	41.173	165.3	8	1:31.821	169.2
26	28 L.Groeneveld(NLD) Porsche 911 GT3 Cup	GP Elite	21	33:03.913	43.388	167.6	7	1:32.297	168.4
27	7 C.Langer(DEU) ProAM Porsche 911 GT3 Cup	FACH AUTO TECH(CHE)	21	33:14.507	53.982	164.6	8	1:33.525	166.2
28	65 K.Pfister(DEU) ProAM Porsche 911 GT3 Cup	HRT Performance	21	33:18.068	57.543	164.3	15	1:34.019	165.3
29	98 J.Seyffert(DEU) Rookie Porsche 911 GT3 Cup	HP Racing International(DEU)	21	33:43.127	1:22.602	161.9	7	1:32.611	167.8
Not classified									
13	A.Tauscher(DEU) Rookie Porsche 911 GT3 Cup	Allied-Racing(DEU)	6	9:34.802	15LAPS	164.4	5	1:32.725	167.6
23	L.Ertl(DEU) Porsche 911 GT3 Cup	CarTech Motorsport by Nigrin(DEU)	2	3:59.425	19LAPS	112.9			
40	J.Honkavuori(FIN) Porsche 911 GT3 Cup	ID Racing(DEU)	1	1:41.783	20LAPS				

Fastest lap of the race. Car 92 driver Michael Ammermüller on lap 11. Time 1:31.697, average speed 169.5 km/h.

Following race director decision - 5s time penalty for cars no. 26, 27 & 29 - jump start

Following race director decision - 5s time penalty for car no. 24 - incorrect start position

Following race director decision - drive trough penalty converted into a time penalty of 30 seconds for car no. 28 - causing a collision

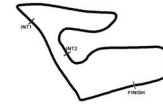
Subject to final scrutineering!

Publication time:

Clerk of the Course: Andy Meklau

Timekeeper: Steffen Ruhl

Race 2
Red Bull Ring



Reg. Nr.: AMF-CR 07/2022

Provisional

Class Result List

Stewards / Race Management

STEWARD	Thomas Ferrero
STEWARD	Tobias Amann
STEWARD	Günther Kremel
RACE DIRECTOR	Luca Stegner
CLERK OF THE COURSE	Andy Meklau
TECHNICAL DELEGATE	
CHIEF TIMEKEEPER	Steffen Ruhl

Weather Start/Finish

AIR	24.8°C
TRACK	48.4°C
CONDITIONS	Dry
PRESSURE	940 hPa
AIR	24.8°C
TRACK	38.1°C
CONDITIONS	Dry
PRESSURE	940 hPa

Track Information

GREEN FLAG	14:40:16
CHEQUERED FLAG	15:12:37
SAFETY CAR PHASE	0
FULL COURSE YELLOW PHASE	0
TRACK NAME	Red Bull Ring
TRACK LENGTH	4318m
TURN COUNT	10
TOTAL DISTANCE	90.67km
FASTEST LAP:	#92. AMM - 1:31.697

STARTED: 32 CLASSIFIED: 29 NOT CLASSIFIED: 3 DISQUALIFIED: 0

Nr.	Drivers	Team	Laps	Total Time	Gap	Kph	Lap	Time	Kph
	Car	Competitor							

CLASS: ProAM

Started: 8	Classified: 8	Not Classified: 0							
1	6 C.Rivas(LUX) Porsche 911 GT3 Cup	BLACK FALCON(DEU)	21	32:46.921		166.8	13	1:32.607	167.8
2	5 S.Spreng(DEU) Porsche 911 GT3 Cup	BLACK FALCON(DEU)	21	32:49.766	2.845	166.6	13	1:32.710	167.6
3	96 J.Slooten(DEU) Porsche 911 GT3 Cup	IronForce Racing by Phoenix	21	32:53.459	6.538	166.4	9	1:32.980	167.1
4	2 G.Donchev(BGR) Porsche 911 GT3 Cup	Huber Racing	21	32:54.026	7.105	166.3	12	1:32.867	167.3
5	15 P.Sager(AUT) Porsche 911 GT3 Cup	HRT Performance	21	32:59.722	12.801	165.9	8	1:32.903	167.3
6	84 A.Alshehab(KUW) Porsche 911 GT3 Cup	CarTech Motorsport by Nigrin(DEU)	21	33:00.762	13.841	165.7	11	1:32.850	167.4
7	7 C.Langer(DEU) Porsche 911 GT3 Cup	FACH AUTO TECH(CHE)	21	33:14.507	27.586	164.6	8	1:33.525	166.2
8	65 K.Pfister(DEU) Porsche 911 GT3 Cup	HRT Performance	21	33:18.068	31.147	164.3	15	1:34.019	165.3

Fastest lap of the class. Car 6 driver Carlos Rivas on lap 13. Time 1:32.607, average speed 167.8 km/h.

CLASS: Rookie

Started: 8	Classified: 7	Not Classified: 1							
1	29 H.van Eindhoven(NLD) Porsche 911 GT3 Cup	GP Elite	21	32:40.122		167.4	8	1:32.248	168.5
2	31 S.Freythuth(DEU) Porsche 911 GT3 Cup	HRT Performance	21	32:42.246	2.124	167.1	8	1:32.528	168.0
3	75 A.Levi(ISR) Porsche 911 GT3 Cup	Huber Racing	21	32:42.829	2.707	167.1	4	1:32.312	168.3
4	9 L.Hanafin(GBR) Porsche 911 GT3 Cup	FACH AUTO TECH(CHE)	21	32:52.361	12.239	166.1	19	1:32.135	168.7
5	44 J.Greif(DEU) Porsche 911 GT3 Cup	ID Racing(DEU)	21	32:54.912	14.790	166.2	8	1:32.831	167.4
6	8 A.Fach(CHE) Porsche 911 GT3 Cup	FACH AUTO TECH(CHE)	21	33:01.698	21.576	165.3	8	1:31.821	169.2
7	98 J.Seyffert(DEU) Porsche 911 GT3 Cup	HP Racing International(DEU)	21	33:43.127	1:03.005	161.9	7	1:32.611	167.8

Not classified

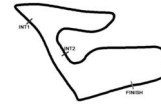
13	A.Tauscher(DEU) Porsche 911 GT3 Cup	Allied-Racing(DEU)	6	9:34.802	15LAPS	164.4	5	1:32.725	167.6
----	--	--------------------	---	----------	--------	-------	---	----------	-------

Fastest lap of the class. Car 8 driver Alexander Fach on lap 8. Time 1:31.821, average speed 169.2 km/h.

Following race director decision - 5s time penalty for cars no. 26, 27 & 29 - jump start

Following race director decision - 5s time penalty for car no. 24 - incorrect start position

Race 2
Red Bull Ring




Reg. Nr.: AMF-CR 07/2022

Provisional

Class Result List

Nr. Drivers	Team	Laps	Total Time	Gap	Kph	Lap	Time	Kph
Car	Competitor							

Following race director decision - drive trough penalty converted into a time penalty of 30 seconds for car no. 28 - causing a collision

Subject to final scrutineering!		
Publication time:	Clerk of the Course: Andy Meklau	Timekeeper: Steffen Ruhl 



Porsche Carrera Cup Deutschland

PORSCHE

CARRERA CUP
DEUTSCHLAND

Sector List Race 2

Provisional

Reg. Nr.: AMF-CR 07/2022

Sunday, May 22, 2022 14:40:00

Red Bull Ring, Length: 4318m

Air temperature: 24.78°C

Track temperature: 38.1°C

Weather condition: Dry

Lap	Id	Time	SE1	SP1	SE2	SP2	SE3	SP3	TSP	Lap	Id	Time	SE1	SP1	SE2	SP2	SE3	SP3	TSP
2 Donchev, BGR(#1)										theoretical besttime: 1:32.544									
1	0	1:44.799	31.481	219	43.460	137	29.858	203		12	0	1:32.867	22.805	240	41.246	157	28.816	204	
2	0	1:36.068	23.735	227	42.889	144	29.444	202		13	0	1:32.898	22.885	240	41.386	152	28.627	204	
3	0	1:34.032	23.225	230	41.780	148	29.027	203		14	0	1:33.215	23.204	239	41.210	156	28.801	202	
4	0	1:33.308	23.141	240	41.625	154	28.542	205		15	0	1:33.488	23.392	237	41.325	153	28.771	203	
5	0	1:33.746	23.073	240	41.383	156	29.290	203		16	0	1:33.140	23.202	239	41.333	154	28.605	204	
6	0	1:33.523	23.280	238	41.463	154	28.780	203		17	0	1:32.996	23.123	240	41.255	160	28.618	203	
7	0	1:33.326	23.328	238	41.352	153	28.646	204		18	0	1:33.616	23.101	240	41.461	155	29.054	203	
8	0	1:33.017	22.959	240	41.425	152	28.633	202		19	0	1:33.227	23.193	240	41.505	155	28.529	205	
9	0	1:33.569	22.968	241	41.814	157	28.787	202		20	0	1:33.332	23.248	240	41.487	155	28.597	204	
10	0	1:33.251	23.049	239	41.331	157	28.871	203		21	0	1:33.465	23.336	238	41.389	157	28.740	204	
11	0	1:33.143	22.955	239	41.571	156	28.617	203											

Lap	Id	Time	SE1	SP1	SE2	SP2	SE3	SP3	TSP	Lap	Id	Time	SE1	SP1	SE2	SP2	SE3	SP3	TSP
3 Heinrich, DEU(#1)										theoretical besttime: 1:31.820									
1	0	1:36.790	26.457	236	41.964	160	28.369	203		12	0	1:32.173	23.113	238	40.815	164	28.245	204	
2	0	1:32.456	23.197	236	40.978	162	28.281	204		13	0	1:31.989	23.068	238	40.746	162	28.175	204	
3	0	1:33.100	23.124	237	41.719	161	28.257	205		14	0	1:32.247	23.109	238	40.929	161	28.209	205	
4	0	1:32.219	23.070	238	40.951	159	28.198	204		15	0	1:32.104	23.038	238	40.913	161	28.153	204	
5	0	1:31.948	23.068	239	40.789	162	28.091	204		16	0	1:32.129	23.028	238	40.900	164	28.201	204	
6	0	1:32.001	23.071	238	40.754	162	28.176	198		17	0	1:32.186	23.150	239	40.844	163	28.192	204	
7	0	1:32.160	23.181	237	40.865	163	28.114	204		18	0	1:32.020	23.011	240	40.841	162	28.168	205	
8	0	1:31.932	23.036	238	40.718	162	28.178	203		19	0	1:32.236	23.099	238	40.886	163	28.251	203	
9	0	1:31.997	23.073	239	40.815	162	28.109	204		20	0	1:32.240	23.087	238	40.846	163	28.307	203	
10	0	1:32.087	23.021	238	40.893	163	28.173	205		21	0	1:32.433	23.095	239	40.895	164	28.443	202	
11	0	1:32.078	23.021	238	40.765	163	28.292	203											

Lap	Id	Time	SE1	SP1	SE2	SP2	SE3	SP3	TSP	Lap	Id	Time	SE1	SP1	SE2	SP2	SE3	SP3	TSP
4 Hartog, NLD(#1)										theoretical besttime: 1:31.900									
1	0	1:39.970	28.098	232	43.192	150	28.680	205		12	0	1:32.160	22.895	241	40.896	156	28.369	206	
2	0	1:33.017	23.063	240	41.304	152	28.650	205		13	0	1:32.072	22.865	240	41.018	156	28.189	207	
3	0	1:32.865	22.875	240	41.733	154	28.257	206		14	0	1:32.624	22.928	238	40.887	159	28.809	205	
4	0	1:32.304	23.031	241	41.039	155	28.234	206		15	0	1:32.480	22.937	239	41.109	155	28.434	204	
5	0	1:32.320	22.940	242	41.177	157	28.203	206		16	0	1:32.337	22.957	239	41.022	153	28.358	204	
6	0	1:32.191	22.887	241	40.949	155	28.355	206		17	0	1:32.258	22.911	241	41.055	154	28.292	205	
7	0	1:32.512	22.932	237	41.250	157	28.330	206		18	0	1:32.438	22.901	241	41.012	156	28.525	204	
8	0	1:32.262	22.919	240	41.020	153	28.323	204		19	0	1:32.581	23.049	239	41.068	155	28.464	206	
9	0	1:32.592	22.840	241	41.249	153	28.503	206		20	0	1:33.767	23.079	230	41.555	163	29.133	203	
10	0	1:32.881	23.013	240	41.275	155	28.593	198		21	0	1:32.140	22.993	239	40.974	155	28.173	206	
11	0	1:33.059	23.346	237	41.162	154	28.551	205											

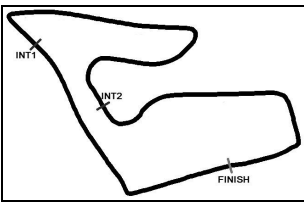
Lap	Id	Time	SE1	SP1	SE2	SP2	SE3	SP3	TSP	Lap	Id	Time	SE1	SP1	SE2	SP2	SE3	SP3	TSP
5 Spreng, DEU(#1)										theoretical besttime: 1:32.598									
1	0	1:43.969	30.900	221	43.529	147	29.540	204		12	0	1:32.953	23.100	240	41.233	159	28.620	203	
2	0	1:35.855	23.817	228	43.018	150	29.020	204		13	0	1:32.710	23.082	240	41.112	161	28.516	205	
3	0	1:33.877	23.059	239	41.920	155	28.898	203		14	0	1:32.914	22.977	240	41.280	158	28.657	205	
4	0	1:33.224	23.028	240	41.466	156	28.730	203		15	0	1:33.387	23.136	237	41.539	158	28.712	203	
5	0	1:33.367	23.071	240	41.523	159	28.773	202		16	0	1:32.867	23.061	239	41.282	157	28.524	204	
6	0	1:32.895	23.060	240	41.272	160	28.563	205		17	0	1:33.410	23.193	239	41.487	158	28.730	204	
7	0	1:32.958	22.970	240	41.384	157	28.604	204		18	0	1:33.093	23.173	239	41.343	159	28.577	204	
8	0	1:33.076	23.084	241	41.329	157	28.663	205		19	0	1:33.454	23.368	238	41.375	159	28.711	201	
9	0	1:32.991	22.988	240	41.282	155	28.721	205		20	0	1:33.428	23.309	239	41.354	159	28.765	204	
10	0	1:32.959	22.999	240	41.333	156	28.627	204		21	0	1:33.490	23.045	238	41.509	159	28.936	202	
11	0	1:32.889	22.996	237	41.352	159	28.541	204											

Lap	Id	Time	SE1	SP1	SE2	SP2	SE3	SP3	TSP	Lap	Id	Time	SE1	SP1	SE2	SP2	SE3	SP3	TSP
6 Rivas, LUX(#1)										theoretical besttime: 1:32.507									
1	0	1:43.689	30.675	218	43.484	142	29.530	204		12	0	1:32.747	23.112	238	41.080	159	28.555	205	
2	0	1:35.711	24.151	228	42.653	150	28.907	204		13	0	1:32.607	22.982	239	41.031	159	28.594	205	
3	0	1:33.677	23.137	235	41.690	161	28.850	204		14	0	1:33.276	23.137	237	41.408	156	28.731	205	
4	0	1:33.135	23.154	240	41.367	158	28.614	204		15	0	1:32.872	23.166	238	41.212	157	28.494	206	
5	0	1:32.985	23.110	239	41.270	158	28.605	205		16	0	1:32.938	23.128	239	41.195	157	28.615	205	
6	0	1:33.201	23.212	237	41.319	161	28.670	204		17	0	1:33.105	23.207	240	41.187	155	28.711	206	
7	0	1:33.054	23.142	238	41.335	157	28.577	206		18	0	1:33.021	23.273	239	41.203	161	28.545	206	
8	0	1:32.937	23.106	239	41.318	159	28.513	205		19	0	1:33.045	23.129	238	41.294	157	28.622	205	
9	0	1:33.132	23.051	238	41.432	159	28.649	205		20	0	1:32.893	23.168	239	41.136	158	28.589	206	

ver: 1.0

Page 1/7 printed: 22.5.2022 15:17





Porsche Carrera Cup Deutschland

PORSCHE

**CARRERA CUP
DEUTSCHLAND**

Sector List Race 2

Provisional

Reg. Nr.: AMF-CR 07/2022

Sunday, May 22, 2022 14:40:00

Red Bull Ring, Length: 4318m

Air temperature: 24.78°C

Track temperature: 38.1°C

Weather condition: Dry

Lap	Id	Time	SE1	SP1	SE2	SP2	SE3	SP3	TSP	Lap	Id	Time	SE1	SP1	SE2	SP2	SE3	SP3	TSP
10	0	1:32.916	23.134	239	41.158	156	28.624	206		21	0	1:33.027	23.200	236	41.206	158	28.621	205	
11	0	1:32.953	23.092	237	41.126	158	28.735	204											

7 Langer, DEU(#1)

theoretical besttime: 1:33.327

1	0	1:46.591	32.722	207	43.841	140	30.028	201		12	0	1:33.958	23.475	236	41.280	159	29.203	201	
2	0	1:36.376	23.900	226	43.083	148	29.393	200		13	0	1:34.374	23.492	236	41.714	148	29.168	203	
3	0	1:34.775	23.620	236	42.019	146	29.136	201		14	0	1:35.366	23.307	236	42.759	157	29.300	199	
4	0	1:33.756	23.389	237	41.488	152	28.879	202		15	0	1:34.208	23.428	236	41.708	158	29.072	201	
5	0	1:34.225	23.527	234	41.800	151	28.898	202		16	0	1:34.620	23.555	236	41.996	158	29.069	203	
6	0	1:34.184	23.431	237	41.643	156	29.110	202		17	0	1:34.136	23.366	236	41.778	157	28.992	201	
7	0	1:33.712	23.372	237	41.437	152	28.903	201		18	0	1:34.045	23.431	237	41.725	157	28.889	201	
8	0	1:33.525	23.350	237	41.435	157	28.740	203		19	0	1:35.039	23.484	236	42.117	152	29.438	201	
9	0	1:33.981	23.413	236	41.552	152	29.016	201		20	0	1:34.701	23.563	236	42.090	153	29.048	201	
10	0	1:34.018	23.451	236	41.607	154	28.960	201		21	0	1:34.689	23.565	236	41.984	158	29.140	201	
11	0	1:34.228	23.670	236	41.721	156	28.837	203											

8 Fach, CHE(#1)

theoretical besttime: 1:31.733

1	0	1:41.920	28.741	231	43.484	149	29.695	204		12	0	1:32.515	23.260	240	40.954	162	28.301	204	
2	0	1:35.944	24.789	230	42.651	156	28.504	204		13	0	1:33.287	23.344	238	40.926	156	29.017	205	
3	0	1:33.465	23.031	231	42.119	157	28.315	205		14	0	1:33.232	23.204	235	41.793	162	28.235	205	
4	0	1:37.322	23.010	236	41.112	158	33.200	57		15	0	1:32.324	23.066	239	40.970	160	28.288	205	
5	0	1:48.974	39.882	235	40.857	164	28.235	205		16	0	1:32.329	23.027	239	40.914	161	28.388	204	
6	0	1:32.091	23.192	237	40.704	165	28.195	206		17	0	1:32.313	23.002	240	40.793	163	28.518	204	
7	0	1:31.944	22.949	238	40.776	163	28.219	205		18	0	1:32.342	23.006	239	40.867	162	28.469	205	
8	0	1:31.821	22.943	239	40.756	162	28.122	206		19	0	1:33.319	23.284	224	41.423	157	28.612	206	
9	0	1:32.075	22.966	239	40.754	164	28.355	205		20	0	1:33.637	23.341	226	41.448	156	28.848	205	
10	0	1:32.268	23.298	239	40.668	164	28.302	205		21	0	1:34.205	23.090	226	41.739	156	29.376	191	
11	0	1:34.371	23.810	231	41.554	155	29.007	204											

9 Hanafin, GBR(#1)

theoretical besttime: 1:32.041

1	0	1:40.685	28.326	218	43.189	152	29.170	202		12	0	1:32.550	23.074	239	41.105	156	28.371	205	
2	0	1:33.389	23.193	232	41.546	153	28.650	206		13	0	1:32.554	23.168	239	40.939	157	28.447	206	
3	0	1:32.821	23.143	234	41.408	157	28.270	205		14	0	1:32.453	23.017	241	40.984	156	28.452	206	
4	0	1:32.712	22.966	240	41.421	153	28.325	206		15	0	1:32.570	23.048	240	41.154	154	28.368	207	
5	0	1:32.595	23.050	235	41.216	157	28.329	204		16	0	1:32.448	22.904	239	41.207	157	28.337	206	
6	0	1:32.569	23.091	240	41.207	159	28.271	207		17	0	1:32.618	23.026	241	41.102	157	28.490	206	
7	0	1:32.285	23.009	239	41.015	155	28.261	206		18	0	1:32.450	23.035	240	41.217	160	28.198	206	
8	0	1:32.427	22.956	236	41.100	154	28.371	206		19	0	1:32.135	22.911	238	41.019	157	28.205	206	
9	0	1:32.713	22.980	241	41.526	161	28.207	206		20	0	1:33.309	22.909	238	41.438	157	28.962	204	
10	0	1:32.542	23.054	240	41.258	159	28.230	206		21	0	1:52.139	23.071	237	1:00.503	160	28.565	204	
11	0	1:32.397	23.070	240	40.953	159	28.374	205											

13 Tauscher, DEU(#1)

theoretical besttime: 1:32.546

1	0	1:42.239	29.656	232	42.707	147	29.876	204		4	0	1:32.780	22.982	241	41.341	154	28.457	206	
2	0	1:33.326	23.507	232	41.415	159	28.404	206		5	0	1:32.725	23.157	240	41.180	156	28.388	203	
3	0	1:32.726	22.978	239	41.247	152	28.501	206		6	0	1:41.006	23.555	234	42.407	153	35.044	58	

14 Schuring, NLD(#1)

theoretical besttime: 1:31.665

1	0	1:38.194	26.574	225	43.052	158	28.568	205		12	0	1:31.951	22.877	241	40.788	157	28.286	205	
2	0	1:32.634	23.008	239	41.409	157	28.217	206		13	0	1:31.865	22.858	240	40.806	159	28.201	206	
3	0	1:32.724	22.880	239	41.563	158	28.281	206		14	0	1:31.999	22.857	240	40.846	160	28.296	206	
4	0	1:32.325	22.938	240	41.141	156	28.246	206		15	0	1:32.011	22.787	240	40.899	157	28.325	205	
5	0	1:32.625	22.968	240	41.411	156	28.246	206		16	0	1:32.096	22.922	240	40.918	158	28.256	206	
6	0	1:32.964	22.911	238	41.767	151	28.286	207		17	0	1:32.913	23.397	238	41.159	156	28.357	204	
7	0	1:31.790	22.843	237	40.843	157	28.104	206		18	0	1:32.107	22.961	239	40.954	159	28.192	206	
8	0	1:32.360	22.797	241	41.390	157	28.173	206		19	0	1:32.073	22.903	240	40.841	159	28.329	204	
9	0	1:32.239	22.966	240	41.042	160	28.231	206		20	0	1:32.122	22.908	239	40.908	160	28.306	205	
10	0	1:31.830	22.773	240	40.880	158	28.177	206		21	0	1:32.320	22.967	238	40.910	160	28.443	204	
11	0	1:31.961	22.893	240	40.855	159	28.213	206											



Porsche Carrera Cup Deutschland

PORSCHE

CARRERA CUP
DEUTSCHLAND

Sector List Race 2

Provisional

Reg. Nr.: AMF-CR 07/2022

Sunday, May 22, 2022 14:40:00

Red Bull Ring, Length: 4318m

Air temperature: 24.78°C

Track temperature: 38.1°C

Weather condition: Dry

Lap Id	Time	SE1	SP1	SE2	SP2	SE3	SP3	TSP	Lap Id	Time	SE1	SP1	SE2	SP2	SE3	SP3	TSP
15	Sager, AUT(#1)								theoretical besttime: 1:32.689								
1 0	1:45.880	32.467	217	43.499	138	29.914	202		12 0	1:33.481	22.994	238	41.487	156	29.000	203	
2 0	1:35.778	23.767	201	42.985	156	29.026	204		13 0	1:33.265	23.208	235	41.349	159	28.708	203	
3 0	1:34.932	23.039	235	42.299	135	29.594	203		14 0	1:33.550	22.982	237	41.547	160	29.021	204	
4 0	1:33.555	23.219	236	41.638	158	28.698	204		15 0	1:33.499	22.912	238	41.657	157	28.930	204	
5 0	1:33.691	23.147	237	41.697	151	28.847	201		16 0	1:34.869	24.206	225	41.848	154	28.815	204	
6 0	1:33.072	23.010	240	41.298	156	28.764	205		17 0	1:33.567	23.230	236	41.442	162	28.895	202	
7 0	1:34.069	22.954	239	42.485	156	28.630	204		18 0	1:33.718	22.907	231	42.068	159	28.743	202	
8 0	1:32.903	22.984	239	41.319	159	28.600	204		19 0	1:33.422	23.210	237	41.591	158	28.621	204	
9 0	1:33.051	22.850	239	41.627	159	28.574	204		20 0	1:33.743	23.252	238	41.571	157	28.920	203	
10 0	1:33.366	22.844	239	41.790	152	28.732	205		21 0	1:33.332	23.093	237	41.538	160	28.701	204	
11 0	1:32.979	22.960	238	41.271	152	28.748	200										

Lap Id	Time	SE1	SP1	SE2	SP2	SE3	SP3	TSP	Lap Id	Time	SE1	SP1	SE2	SP2	SE3	SP3	TSP
20	Proczyk, AUT(#1)								theoretical besttime: 1:32.440								
1 0	1:42.942	30.224	220	43.334	146	29.384	204		12 0	1:32.601	23.151	237	41.039	155	28.411	204	
2 0	1:36.049	24.232	231	43.043	151	28.774	203		13 0	1:32.876	23.127	237	41.203	155	28.546	203	
3 0	1:33.469	22.990	234	41.910	154	28.569	204		14 0	1:33.212	23.111	237	41.304	157	28.797	204	
4 0	1:33.074	23.147	237	41.394	153	28.533	203		15 0	1:32.853	23.030	238	41.223	153	28.600	204	
5 0	1:33.097	23.179	237	41.248	153	28.670	204		16 0	1:33.000	23.116	238	41.186	154	28.698	204	
6 0	1:33.049	23.208	237	41.172	155	28.669	204		17 0	1:33.273	23.153	239	41.366	155	28.754	204	
7 0	1:33.114	23.212	237	41.277	152	28.625	203		18 0	1:32.816	23.051	238	41.074	155	28.691	203	
8 0	1:32.788	23.153	238	41.208	152	28.427	204		19 0	1:32.951	23.154	238	41.278	155	28.519	205	
9 0	1:33.264	23.087	239	41.455	154	28.722	204		20 0	1:32.886	23.166	238	41.186	156	28.534	204	
10 0	1:33.109	23.198	238	41.251	152	28.660	204		21 0	1:32.912	23.137	238	41.316	158	28.459	205	
11 0	1:32.925	23.167	237	41.243	155	28.515	203										

Lap Id	Time	SE1	SP1	SE2	SP2	SE3	SP3	TSP	Lap Id	Time	SE1	SP1	SE2	SP2	SE3	SP3	TSP
23	Ertl, DEU(#1)								theoretical besttime: 2:10.861								
1 0	1:41.761	29.048	230	42.833	148	29.880	197		2 0	2:17.664	58.148	222	43.568	148	35.948	58	

Lap Id	Time	SE1	SP1	SE2	SP2	SE3	SP3	TSP	Lap Id	Time	SE1	SP1	SE2	SP2	SE3	SP3	TSP
24	van Splunteren, NLD(#1)								theoretical besttime: 1:31.780								
1 0	1:43.259	31.178	223	42.780	140	29.301	205		12 0	1:32.227	23.032	239	40.845	162	28.350	205	
2 0	1:34.003	23.999	237	41.697	158	28.307	206		13 0	1:32.281	23.158	238	40.802	163	28.321	205	
3 0	1:32.919	23.444	231	41.239	161	28.236	206		14 0	1:32.140	22.987	241	40.892	163	28.261	206	
4 0	1:32.489	22.984	241	41.082	156	28.423	206		15 0	1:32.166	22.986	240	40.860	160	28.320	207	
5 0	1:32.672	23.142	240	41.142	153	28.388	206		16 0	1:32.396	23.037	241	41.077	156	28.282	206	
6 0	1:33.942	23.121	236	41.710	148	29.111	206		17 0	1:32.437	22.930	242	41.034	156	28.473	206	
7 0	1:32.494	23.063	232	41.129	161	28.302	206		18 0	1:32.583	22.862	242	41.538	158	28.183	206	
8 0	1:31.987	22.963	240	40.759	158	28.265	206		19 0	1:31.962	22.969	240	40.752	159	28.241	205	
9 0	1:32.307	22.990	240	41.009	158	28.308	206		20 0	1:32.549	22.904	241	40.989	159	28.656	203	
10 0	1:32.337	23.067	238	40.898	162	28.372	206		21 0	1:33.162	23.052	241	41.727	159	28.383	206	
11 0	1:31.946	22.944	240	40.735	160	28.267	206										

Lap Id	Time	SE1	SP1	SE2	SP2	SE3	SP3	TSP	Lap Id	Time	SE1	SP1	SE2	SP2	SE3	SP3	TSP
25	ten Voorde, NLD(#1)								theoretical besttime: 1:31.750								
1 0	1:37.164	26.691	227	42.011	155	28.462	205		12 0	1:32.176	22.998	239	40.931	161	28.247	204	
2 0	1:32.502	23.136	239	41.137	159	28.229	206		13 0	1:32.091	22.959	239	40.884	161	28.248	205	
3 0	1:33.179	23.026	238	41.670	158	28.483	205		14 0	1:32.163	22.987	240	40.885	157	28.291	204	
4 0	1:32.267	22.941	239	40.961	156	28.365	205		15 0	1:32.032	22.794	240	40.938	159	28.300	204	
5 0	1:32.146	23.030	240	40.939	160	28.177	206		16 0	1:32.657	23.101	239	40.951	160	28.605	197	
6 0	1:32.059	23.088	239	40.816	161	28.155	206		17 0	1:34.651	23.589	238	42.458	156	28.604	205	
7 0	1:32.121	22.976	239	40.930	160	28.215	205		18 0	1:32.672	23.074	241	41.153	159	28.445	204	
8 0	1:32.178	23.033	239	40.897	160	28.248	205		19 0	1:32.667	23.049	239	41.053	161	28.565	203	
9 0	1:32.205	23.052	239	41.013	162	28.140	206		20 0	1:32.611	23.136	238	40.957	161	28.518	204	
10 0	1:32.023	22.941	239	40.866	159	28.216	204		21 0	1:34.186	23.092	239	42.175	152	28.919	200	
11 0	1:31.956	22.937	240	40.841	159	28.178	205										

Lap Id	Time	SE1	SP1	SE2	SP2	SE3	SP3	TSP	Lap Id	Time	SE1	SP1	SE2	SP2	SE3	SP3	TSP
26	van Kuijk, NLD(#1)								theoretical besttime: 1:32.136								
1 0	1:40.401	27.789	228	43.148	159	29.464	204		12 0	1:32.539	23.139	239	41.115	160	28.285	205	
2 0	1:33.476	23.330	236	41.416	157	28.730	205		13 0	1:32.452	23.090	240	41.078	161	28.284	206	
3 0	1:33.767	23.106	237	42.156	156	28.505	205		14 0	1:32.539	23.109	239	41.074	159	28.356	206	
4 0	1:32.844	23.071	239	41.372	162	28.401	205		15 0	1:32.702	23.199	239	41.000	159	28.503	206	
5 0	1:32.626	23.157	239	41.171	162	28.298	206		16 0	1:32.366	23.029	240	41.052	159	28.285	206	





Porsche Carrera Cup Deutschland

PORSCHE

**CARRERA CUP
DEUTSCHLAND**

Sector List Race 2

Provisional

Reg. Nr.: AMF-CR 07/2022

Sunday, May 22, 2022 14:40:00

Red Bull Ring, Length: 4318m

Air temperature: 24.78°C

Track temperature: 38.1°C

Weather condition: Dry

Lap	Id	Time	SE1	SP1	SE2	SP2	SE3	SP3	TSP	Lap	Id	Time	SE1	SP1	SE2	SP2	SE3	SP3	TSP
6	0	1:32.598	23.044	238	41.121	160	28.433	206		17	0	1:32.633	23.097	240	41.043	159	28.493	206	
7	0	1:32.643	23.134	238	41.116	159	28.393	205		18	0	1:33.570	22.989	241	42.081	160	28.500	206	
8	0	1:32.449	23.120	239	41.042	160	28.287	206		19	0	1:32.465	23.075	240	41.068	160	28.322	205	
9	0	1:32.615	23.093	240	41.166	160	28.356	206		20	0	1:32.883	23.153	239	41.194	159	28.536	203	
10	0	1:32.611	23.187	239	41.128	157	28.296	205		21	0	1:32.910	23.203	240	41.212	161	28.495	205	
11	0	1:32.477	23.278	239	40.863	159	28.336	206											

27 van Kuijk, NLD(#1)

theoretical besttime: 1:32.249

1	0	1:42.354	29.705	223	42.899	149	29.750	205		12	0	1:32.840	23.270	237	41.028	161	28.542	204	
2	0	1:33.654	23.545	231	41.625	156	28.484	204		13	0	1:33.351	23.240	237	41.309	162	28.802	203	
3	0	1:32.581	23.161	236	41.143	159	28.277	204		14	0	1:32.842	23.054	238	41.164	161	28.624	203	
4	0	1:32.803	23.313	237	41.043	159	28.447	204		15	0	1:32.879	23.296	236	41.090	161	28.493	203	
5	0	1:32.604	23.176	234	41.107	153	28.321	205		16	0	1:32.265	23.243	237	41.449	157	28.573	204	
6	0	1:33.954	23.668	236	41.858	158	28.428	205		17	0	1:32.705	23.132	237	41.163	156	28.410	203	
7	0	1:32.659	23.292	237	41.061	162	28.306	204		18	0	1:32.543	23.174	238	40.971	159	28.398	204	
8	0	1:32.547	23.104	238	41.219	163	28.224	204		19	0	1:33.041	23.211	238	41.302	156	28.528	203	
9	0	1:32.644	23.141	239	41.147	162	28.356	200		20	0	1:33.004	23.252	238	41.133	160	28.619	203	
10	0	1:33.401	23.250	239	41.511	159	28.640	203		21	0	1:33.132	23.269	238	41.150	161	28.713	203	
11	0	1:32.845	23.061	238	41.186	159	28.598	204											

28 Groeneveld, NLD(#1)

theoretical besttime: 1:32.024

1	0	1:39.699	27.964	223	42.907	157	28.828	204		12	0	1:32.562	23.076	241	41.002	157	28.484	204	
2	0	1:33.795	23.075	239	41.801	154	28.919	205		13	0	1:32.543	23.041	241	41.198	159	28.304	206	
3	0	1:33.062	23.058	235	41.585	153	28.419	205		14	0	1:32.518	23.003	240	41.056	162	28.459	206	
4	0	1:32.821	22.939	235	41.652	158	28.230	206		15	0	1:32.555	22.962	241	41.072	159	28.521	202	
5	0	1:32.712	23.023	240	41.292	158	28.397	205		16	0	1:32.472	23.049	241	41.096	159	28.327	205	
6	0	1:32.367	23.068	240	41.075	160	28.224	206		17	0	1:32.505	22.999	242	41.126	160	28.380	206	
7	0	1:32.297	23.078	239	40.927	160	28.292	205		18	0	1:32.470	23.019	240	41.126	158	28.325	206	
8	0	1:32.585	23.091	241	41.033	158	28.461	205		19	0	1:32.311	22.900	241	41.045	160	28.366	205	
9	0	1:33.241	23.121	237	41.863	159	28.257	206		20	0	1:32.933	22.873	241	41.235	157	28.825	204	
10	0	1:32.705	22.998	241	41.369	159	28.338	205		21	0	1:33.415	23.042	241	41.918	158	28.455	205	
11	0	1:32.345	23.023	241	41.016	161	28.306	206											

29 van Eindhoven, NLD(#1)

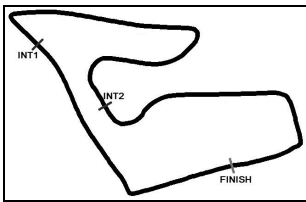
theoretical besttime: 1:31.936

1	0	1:38.913	27.566	228	42.726	157	28.621	204		12	0	1:32.674	23.043	239	41.054	160	28.577	204	
2	0	1:34.455	23.292	236	41.808	160	29.355	204		13	0	1:32.353	22.987	239	41.018	158	28.348	205	
3	0	1:32.943	23.187	235	41.356	158	28.400	204		14	0	1:32.521	23.051	238	41.071	159	28.399	205	
4	0	1:32.495	23.201	236	41.086	158	28.208	205		15	0	1:32.626	23.042	239	41.143	158	28.441	204	
5	0	1:32.431	23.038	239	41.014	158	28.379	204		16	0	1:32.435	22.963	240	41.076	161	28.396	205	
6	0	1:32.561	23.170	238	40.901	161	28.490	206		17	0	1:32.576	22.922	240	41.179	159	28.475	205	
7	0	1:32.362	23.136	239	40.806	155	28.420	204		18	0	1:32.315	22.943	240	40.978	162	28.394	205	
8	0	1:32.248	22.965	238	40.962	160	28.321	205		19	0	1:32.337	22.924	239	41.028	158	28.385	205	
9	0	1:32.704	23.138	239	41.044	157	28.522	204		20	0	1:34.912	22.970	239	41.470	159	30.472	179	
10	0	1:32.891	23.061	240	41.198	155	28.632	205		21	0	1:33.608	23.548	237	41.332	159	28.728	204	
11	0	1:32.762	23.111	240	40.984	162	28.667	204											

31 Freymuth, DEU(#1)

theoretical besttime: 1:32.345

1	0	1:42.495	29.354	223	43.582	146	29.559	204		12	0	1:32.674	23.065	238	41.127	154	28.482	205	
2	0	1:34.003	23.815	235	41.677	153	28.511	205		13	0	1:32.658	23.136	238	41.113	152	28.409	205	
3	0	1:32.904	23.076	235	41.433	152	28.395	205		14	0	1:32.751	23.047	240	41.195	153	28.509	204	
4	0	1:32.838	23.106	239	41.332	150	28.400	204		15	0	1:32.834	23.082	234	41.377	153	28.375	204	
5	0	1:32.762	23.173	239	41.327	152	28.262	206		16	0	1:33.055	23.174	238	41.365	154	28.516	206	
6	0	1:34.113	23.185	235	41.827	152	29.101	205		17	0	1:33.012	23.065	234	41.369	150	28.578	204	
7	0	1:33.551	23.171	221	41.995	152	28.385	205		18	0	1:33.079	23.191	237	41.666	156	28.222	205	
8	0	1:32.528	23.010	240	41.133	156	28.385	204		19	0	1:32.604	23.090	238	41.164	155	28.350	204	
9	0	1:32.736	23.058	239	41.249	156	28.429	205		20	0	1:32.899	23.173	238	41.192	156	28.534	204	
10	0	1:32.741	23.058	238	41.326	152	28.357	206		21	0	1:33.171	23.171	238	41.468	156	28.532	204	
11	0	1:32.838	23.076	239	41.346	151	28.416	204											



Porsche Carrera Cup Deutschland

PORSCHE**CARRERA CUP
DEUTSCHLAND**

Sector List Race 2

Provisional

Reg. Nr.: AMF-CR 07/2022

Sunday, May 22, 2022 14:40:00

Red Bull Ring, Length: 4318m

Air temperature: 24.78°C

Track temperature: 38.1°C

Weather condition: Dry

Lap Id	Time	SE1	SP1	SE2	SP2	SE3	SP3	TSP	Lap Id	Time	SE1	SP1	SE2	SP2	SE3	SP3	TSP
40	Honkavuori, FIN(#1)								theoretical besttime: 1:39.597								
1	0	1:41.783	29.065	218	42.967	147	29.751	201	2		26.879	174					

44	Greif, DEU(#1)								theoretical besttime: 1:32.657								
1	0	1:44.539	31.510	216	43.238	149	29.791	203	12	0	1:33.079	23.070	238	41.203	160	28.806	200
2	0	1:35.685	23.912	221	42.589	151	29.184	204	13	0	1:32.993	23.114	240	41.121	163	28.758	203
3	0	1:34.112	23.075	239	41.798	155	29.239	203	14	0	1:32.997	22.926	240	41.260	163	28.811	203
4	0	1:33.009	23.087	239	41.229	161	28.693	203	15	0	1:33.499	23.150	238	41.219	162	29.130	193
5	0	1:33.421	23.282	239	41.377	161	28.762	203	16	0	1:34.053	23.377	238	41.491	161	29.185	201
6	0	1:33.096	23.072	239	41.311	160	28.713	203	17	0	1:33.706	23.391	239	41.279	161	29.036	201
7	0	1:33.339	23.177	239	41.212	153	28.950	203	18	0	1:33.374	23.193	238	41.240	162	28.941	201
8	0	1:32.831	23.046	239	41.175	157	28.610	204	19	0	1:33.344	23.096	238	41.176	164	29.072	202
9	0	1:32.879	22.996	240	41.134	162	28.749	203	20	0	1:34.412	23.165	239	41.181	161	30.066	180
10	0	1:32.938	23.070	240	41.145	161	28.723	203	21	0	1:34.630	23.761	231	41.763	161	29.106	203
11	0	1:32.976	23.029	238	41.257	163	28.690	204									

57	van Buren, NLD(#1)								theoretical besttime: 1:32.019								
1	0	1:39.132	27.686	226	42.892	152	28.554	206	12	0	1:32.313	22.991	239	41.072	160	28.250	205
2	0	1:33.462	23.171	238	41.783	165	28.508	204	13	0	1:32.213	22.949	240	40.945	158	28.319	205
3	0	1:32.930	23.019	239	41.608	160	28.303	206	14	0	1:33.173	22.909	240	41.403	154	28.861	205
4	0	1:32.354	22.950	239	41.061	159	28.343	206	15	0	1:32.568	22.951	240	41.113	156	28.504	205
5	0	1:32.230	22.907	240	41.071	162	28.252	206	16	0	1:32.425	22.976	240	40.992	157	28.457	206
6	0	1:32.250	22.824	236	41.082	157	28.344	206	17	0	1:32.382	22.904	241	41.050	159	28.428	205
7	0	1:32.466	23.008	238	41.114	159	28.344	206	18	0	1:32.186	22.865	241	41.053	157	28.268	206
8	0	1:32.250	22.881	238	41.083	158	28.286	206	19	0	1:32.550	22.969	237	41.240	156	28.341	206
9	0	1:32.795	22.939	241	41.287	155	28.569	207	20	0	1:33.967	23.109	234	41.508	149	29.350	206
10	0	1:33.096	23.007	242	41.745	155	28.344	206	21	0	1:33.563	23.118	236	41.173	153	29.272	188
11	0	1:32.432	23.086	240	41.036	159	28.310	205									

65	Pfister, DEU(#1)								theoretical besttime: 1:33.852								
1	0	1:46.819	33.022	208	43.916	138	29.881	203	12	0	1:34.816	23.350	234	42.013	154	29.453	199
2	0	1:36.576	24.073	215	43.074	144	29.429	201	13	0	1:34.796	23.505	236	41.893	151	29.398	199
3	0	1:34.691	23.433	220	42.255	144	29.003	204	14	0	1:34.515	23.490	236	41.820	153	29.205	201
4	0	1:34.251	23.342	223	41.843	151	29.066	202	15	0	1:34.019	23.408	235	41.615	155	28.996	201
5	0	1:34.031	23.397	231	41.622	154	29.012	200	16	0	1:34.630	23.418	235	42.133	152	29.079	201
6	0	1:34.132	23.543	234	41.645	151	28.944	202	17	0	1:34.198	23.475	236	41.708	150	29.015	201
7	0	1:34.154	23.368	234	41.672	155	29.114	202	18	0	1:34.129	23.452	237	41.582	152	29.095	201
8	0	1:34.061	23.394	235	41.670	156	28.997	203	19	0	1:34.797	23.664	235	41.857	153	29.276	198
9	0	1:34.081	23.326	237	41.638	156	29.117	201	20	0	1:34.870	23.534	236	41.794	153	29.542	200
10	0	1:34.804	23.806	229	41.743	155	29.255	200	21	0	1:35.297	23.639	234	42.057	156	29.601	198
11	0	1:34.401	23.732	233	41.660	156	29.009	202									

75	Levi, ISR(#1)								theoretical besttime: 1:32.209								
1	0	1:42.705	29.889	224	43.306	145	29.510	204	12	0	1:32.785	23.097	239	41.243	157	28.445	206
2	0	1:34.385	24.248	233	41.726	160	28.411	205	13	0	1:32.873	23.201	239	41.204	156	28.468	205
3	0	1:33.786	23.804	227	41.703	160	28.279	206	14	0	1:32.630	23.027	240	41.125	156	28.478	205
4	0	1:32.312	23.032	240	40.997	156	28.283	206	15	0	1:32.830	23.063	239	41.338	157	28.429	206
5	0	1:32.704	23.061	240	41.237	157	28.406	205	16	0	1:32.782	23.079	238	41.293	158	28.410	207
6	0	1:33.644	23.107	240	41.454	150	29.083	207	17	0	1:32.891	23.021	238	41.398	157	28.472	205
7	0	1:33.504	23.071	241	41.893	153	28.540	206	18	0	1:33.362	23.087	240	41.764	153	28.511	205
8	0	1:32.672	23.054	240	41.140	158	28.478	204	19	0	1:32.855	22.990	240	41.229	158	28.636	201
9	0	1:32.663	23.025	240	41.234	158	28.404	206	20	0	1:32.906	23.188	240	41.223	159	28.495	205
10	0	1:32.786	22.933	240	41.305	153	28.548	205	21	0	1:32.955	23.141	239	41.377	161	28.437	206
11	0	1:32.799	23.065	240	41.209	154	28.525	205									

84	Alshehab, KUW(#1)								theoretical besttime: 1:32.671								
1	0	1:45.423	31.962	213	43.463	134	29.998	203	12	0	1:33.524	23.070	238	41.481	154	28.973	200
2	0	1:35.693	23.707	215	42.757	152	29.229	203	13	0	1:33.255	22.972	239	41.417	157	28.866	201
3	0	1:34.136	23.263	238	41.913	152	28.960	204	14	0	1:33.641	23.061	239	41.430	152	29.150	202
4	0	1:33.782	23.210	239	41.758	151	28.814	203	15	0	1:34.618	23.354	238	42.139	150	29.125	203
5	0	1:33.252	23.220	238	41.223	162	28.809	204	16	0	1:33.560	23.407	238	41.371	156	28.782	201

ver: 1.0

Page 5/ 7 printed: 22.5.2022 15:17





Porsche Carrera Cup Deutschland

PORSCHE

CARRERA CUP
DEUTSCHLAND

Sector List Race 2

Provisional

Reg. Nr.: AMF-CR 07/2022

Sunday, May 22, 2022 14:40:00

Red Bull Ring, Length: 4318m

Air temperature: 24.78°C

Track temperature: 38.1°C

Weather condition: Dry

Lap	Id	Time	SE1	SP1	SE2	SP2	SE3	SP3	TSP	Lap	Id	Time	SE1	SP1	SE2	SP2	SE3	SP3	TSP
6	0	1:33.732	23.005	238	41.756	158	28.971	204		17	0	1:33.616	23.335	238	41.420	160	28.861	203	
7	0	1:33.466	23.021	237	41.582	156	28.863	204		18	0	1:35.087	23.488	237	42.572	156	29.027	199	
8	0	1:33.145	23.158	239	41.395	153	28.592	204		19	0	1:33.598	23.469	238	41.315	163	28.814	203	
9	0	1:33.239	22.920	241	41.640	151	28.679	203		20	0	1:33.216	23.200	239	41.320	155	28.696	204	
10	0	1:33.847	23.086	240	42.022	152	28.739	204		21	0	1:34.082	23.136	240	41.717	168	29.229	204	
11	0	1:32.850	22.874	238	41.402	153	28.574	204											

92 Ammermüller, DEU(#1)

theoretical besttime: 1:31.564

1	0	1:37.916	27.269	230	42.108	155	28.539	204		12	0	1:31.969	22.939	239	40.819	163	28.211	205	
2	0	1:32.529	22.950	233	41.297	159	28.282	206		13	0	1:32.041	22.981	240	40.737	162	28.323	204	
3	0	1:32.894	23.013	236	41.549	160	28.332	206		14	0	1:31.977	22.957	240	40.793	163	28.227	205	
4	0	1:32.250	22.894	239	41.061	159	28.295	206		15	0	1:31.962	22.945	240	40.830	162	28.187	206	
5	0	1:32.658	23.001	240	41.439	158	28.218	204		16	0	1:32.186	22.937	240	40.901	159	28.348	206	
6	0	1:32.802	23.065	236	41.552	163	28.185	203		17	0	1:33.725	23.953	231	41.532	157	28.240	206	
7	0	1:31.779	22.842	239	40.785	160	28.152	204		18	0	1:32.314	22.904	234	41.028	161	28.382	205	
8	0	1:32.525	23.021	240	41.313	160	28.191	205		19	0	1:32.288	23.072	238	40.909	161	28.307	204	
9	0	1:32.031	23.003	240	40.787	163	28.241	206		20	0	1:32.194	22.957	239	40.951	164	28.286	204	
10	0	1:31.821	22.955	239	40.715	160	28.151	205		21	0	1:32.092	22.904	240	40.869	163	28.319	204	
11	0	1:31.697	22.975	239	40.638	163	28.084	205											

94 Pereira, LUX(#1)

theoretical besttime: 1:31.706

1	0	1:37.568	26.886	234	42.004	156	28.678	203		12	0	1:32.244	23.040	238	40.976	161	28.228	205	
2	0	1:32.582	23.189	239	41.067	160	28.326	205		13	0	1:32.235	23.006	239	41.032	161	28.197	204	
3	0	1:33.706	23.024	238	42.371	159	28.311	206		14	0	1:32.223	23.091	238	40.859	160	28.273	205	
4	0	1:32.339	22.910	239	41.132	161	28.297	205		15	0	1:32.027	23.051	238	40.773	162	28.203	204	
5	0	1:32.679	22.971	240	41.272	151	28.436	203		16	0	1:32.582	23.109	239	40.831	161	28.642	191	
6	0	1:33.007	22.964	239	41.445	145	28.598	206		17	0	1:33.479	23.458	238	41.414	159	28.607	204	
7	0	1:32.117	22.736	238	41.034	162	28.347	205		18	0	1:32.715	23.085	239	41.051	158	28.579	204	
8	0	1:32.222	22.914	240	41.069	163	28.239	204		19	0	1:32.806	23.135	238	41.030	160	28.641	204	
9	0	1:33.444	23.041	239	41.722	155	28.681	205		20	0	1:34.261	23.140	234	41.698	162	29.423	204	
10	0	1:32.557	23.109	238	41.159	161	28.289	205		21	0	1:32.866	23.042	239	41.112	157	28.712	204	
11	0	1:32.235	23.039	239	40.905	162	28.291	205											

95 Wagner, DEU(#1)

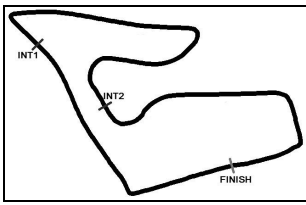
theoretical besttime: 1:32.156

1	0	1:41.457	28.704	215	43.061	157	29.692	202		12	0	1:32.591	22.966	240	40.877	162	28.748	198	
2	0	1:33.057	23.130	238	41.222	156	28.705	205		13	0	1:38.547	25.982	234	43.661	159	28.904	204	
3	0	1:33.449	23.101	237	41.958	156	28.390	206		14	0	1:33.143	23.184	239	41.166	159	28.793	204	
4	0	1:32.989	22.967	238	41.360	162	28.662	205		15	0	1:32.966	22.978	238	41.266	157	28.722	204	
5	0	1:32.812	22.889	239	41.156	163	28.767	197		16	0	1:32.878	23.058	238	41.185	159	28.635	204	
6	0	1:33.754	23.730	241	41.406	164	28.618	205		17	0	1:33.082	23.111	239	41.059	160	28.912	204	
7	0	1:32.447	22.966	239	40.946	158	28.535	205		18	0	1:33.011	23.050	239	41.206	163	28.755	206	
8	0	1:32.506	23.025	240	40.985	157	28.496	205		19	0	1:32.685	22.933	239	41.092	163	28.660	204	
9	0	1:32.476	22.918	241	40.946	162	28.612	206		20	0	1:32.916	23.090	239	41.071	161	28.755	204	
10	0	1:32.383	22.959	239	40.942	160	28.482	206		21	0	1:33.417	23.261	238	41.318	160	28.838	200	
11	0	1:32.561	22.948	239	40.976	159	28.637	204											

96 Slooten, DEU(#1)

theoretical besttime: 1:32.772

1	0	1:45.112	31.980	227	43.155	145	29.977	203		12	0	1:33.419	23.338	236	41.186	156	28.895	201	
2	0	1:35.446	23.845	228	42.190	154	29.411	203		13	0	1:33.044	23.290	234	41.124	158	28.630	204	
3	0	1:34.070	23.137	237	41.658	163	29.275	203		14	0	1:33.131	23.140	238	41.131	156	28.860	203	
4	0	1:33.327	23.076	238	41.453	161	28.798	203		15	0	1:33.125	23.194	235	41.173	155	28.758	204	
5	0	1:33.624	23.018	237	41.574	159	29.032	204		16	0	1:33.269	23.287	238	41.314	160	28.668	204	
6	0	1:33.118	23.111	237	41.325	158	28.682	203		17	0	1:33.172	23.240	238	41.301	162	28.631	204	
7	0	1:33.309	23.116	239	41.382	156	28.811	204		18	0	1:33.485	23.433	237	41.413	156	28.639	204	
8	0	1:33.158	23.043	238	41.402	156	28.713	202		19	0	1:33.542	23.304	236	41.452	153	28.786	203	
9	0	1:32.980	23.079	239	41.268	159	28.633	203		20	0	1:33.351	23.196	238	41.451	157	28.704	202	
10	0	1:33.120	23.084	239	41.328	160	28.708	203		21	0	1:33.572	23.345	232	41.496	160	28.731	204	
11	0	1:33.085	23.088	238	41.182	156	28.815	203											



Porsche Carrera Cup Deutschland

PORSCHE

**CARRERA CUP
DEUTSCHLAND**

Sector List Race 2

Provisional

Reg. Nr.: AMF-CR 07/2022

Sunday, May 22, 2022 14:40:00

Red Bull Ring, Length: 4318m

Air temperature: 24.78°C

Track temperature: 38.1°C

Weather condition: Dry

Lap Id	Time	SE1	SP1	SE2	SP2	SE3	SP3	TSP	Lap Id	Time	SE1	SP1	SE2	SP2	SE3	SP3	TSP
98	Seyffert, DEU(#1)								theoretical besttime: 1:32.405								
1	0	1:43.098	30.387	225	43.417	147	29.294	204	12	0	1:32.791	23.335	235	41.020	160	28.436	204
2	0	1:35.138	24.322	217	42.328	156	28.488	206	13	0	1:32.712	23.107	237	41.170	161	28.435	205
3	0	1:42.748	23.277	232	42.934	116	36.537	55	14	0	1:33.989	23.359	235	42.131	159	28.499	204
4	0	2:19.727	1:09.093	229	42.028	156	28.606	204	15	0	1:33.334	23.276	236	41.464	161	28.594	203
5	0	1:33.718	23.266	236	41.958	162	28.494	204	16	0	1:33.133	23.059	237	41.417	139	28.657	204
6	0	1:32.932	23.355	234	41.250	162	28.327	204	17	0	1:32.845	23.106	237	41.314	160	28.425	204
7	0	1:32.611	23.166	237	41.101	161	28.344	202	18	0	1:33.105	23.231	237	41.313	162	28.561	203
8	0	1:33.061	23.243	237	41.351	156	28.467	204	19	0	1:32.842	23.231	236	41.142	164	28.469	203
9	0	1:32.793	23.131	236	41.336	162	28.326	203	20	0	1:33.311	23.161	237	41.482	161	28.668	204
10	0	1:32.817	23.201	236	41.169	160	28.447	204	21	0	1:33.442	23.288	237	41.348	162	28.806	204
11	0	1:32.980	23.179	236	41.350	163	28.451	204									

Lap Id	Time	SE1	SP1	SE2	SP2	SE3	SP3	TSP	Lap Id	Time	SE1	SP1	SE2	SP2	SE3	SP3	TSP
99	Buus, DNK(#1)								theoretical besttime: 1:31.840								
1	0	1:38.446	27.570	232	42.251	156	28.625	205	12	0	1:32.157	22.925	239	41.000	157	28.232	205
2	0	1:32.889	23.102	237	41.319	161	28.468	204	13	0	1:32.046	22.995	240	40.814	159	28.237	205
3	0	1:33.775	23.022	239	42.403	155	28.350	205	14	0	1:32.362	23.044	240	40.848	161	28.470	205
4	0	1:32.375	23.053	239	40.951	158	28.371	204	15	0	1:32.082	22.956	239	40.780	161	28.346	201
5	0	1:32.003	22.991	240	40.871	158	28.141	206	16	0	1:32.350	23.064	239	40.874	159	28.412	205
6	0	1:32.590	23.101	239	40.910	156	28.579	208	17	0	1:32.411	23.032	241	40.980	162	28.399	205
7	0	1:32.303	22.995	240	41.000	159	28.308	206	18	0	1:32.165	22.969	241	40.878	162	28.318	204
8	0	1:32.217	22.984	240	40.916	160	28.317	205	19	0	1:32.290	22.942	240	40.998	160	28.350	205
9	0	1:32.629	22.931	241	41.302	162	28.396	206	20	0	1:32.339	22.986	240	40.903	158	28.450	205
10	0	1:32.126	22.947	240	40.958	158	28.221	206	21	0	1:33.218	22.919	241	41.688	155	28.611	204
11	0	1:32.323	22.945	240	40.888	159	28.490	205									

