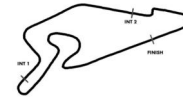


Session 2
Nürburgring



Reg. Nr.:

Provisional

Result List

Stewards / Race Management

STEWARD
STEWARD
STEWARD
RACE DIRECTOR
CLERK OF THE COURSE
TECHNICAL DELEGATE
CHIEF TIMEKEEPER

Weather Start/Finish

AIR 31.5°C
TRACK 23.4°C
CONDITIONS Dry
PRESSURE 1015 hPa
AIR 31.9°C
TRACK 23.4°C
CONDITIONS Dry
PRESSURE 1015 hPa

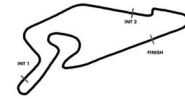
Track Information

GREEN FLAG 13:00:00
CHEQUERED FLAG 13:40:00
SAFETY CAR PHASE 0
FULL COURSE YELLOW PHASE 0
TRACK NAME Nürburgring
TRACK LENGTH 3629m
TURN COUNT 11
FASTEST LAP: #3. HEI - 1:28.332

STARTED: 31 CLASSIFIED: 31 NOT CLASSIFIED: 0 DISQUALIFIED: 0

Nr.	Drivers	Team	Lap	Best Time	Gap	Diff	Kph	Day Time
Cl.	Car	Competitor						
1	3 L.Heinrich(DEU) Porsche 911 GT3 Cup	SSR Huber Racing	19	1:28.332			147.9	13:39:33
2	25 L.ten Voorde(NLD) Porsche 911 GT3 Cup	Team GP Elite(NLD)	16	1:28.416	0.084	0.084	147.7	13:38:45
3	4 L.Hartog(NLD) Porsche 911 GT3 Cup	BLACK FALCON(DEU)	17	1:28.585	0.253	0.169	147.4	13:37:27
4	14 M.Schuring(NLD) Porsche 911 GT3 Cup	SSR Huber Racing	18	1:28.725	0.393	0.140	147.2	13:39:12
5	9 L.Hanafin(GBR) Rookie Porsche 911 GT3 Cup	FACH AUTO TECH(CHE)	18	1:28.782	0.450	0.057	147.1	13:36:39
6	24 M.van Splunteren(NLD) Porsche 911 GT3 Cup	Team GP Elite(NLD)	18	1:28.824	0.492	0.042	147.0	13:35:51
7	27 D.van Kuijk(NLD) Porsche 911 GT3 Cup	GP Elite(NLD)	19	1:28.870	0.538	0.046	147.0	13:37:40
8	8 A.Fach(CHE) Rookie Porsche 911 GT3 Cup	FACH AUTO TECH(CHE)	16	1:28.885	0.553	0.015	146.9	13:36:15
9	94 D.Pereira(LUX) Porsche 911 GT3 Cup	IronForce Racing by Phoenix	19	1:28.962	0.630	0.077	146.8	13:36:18
10	29 H.van Eijndhoven(NLD) Rookie Porsche 911 GT3 Cup	GP Elite(NLD)	17	1:29.036	0.704	0.074	146.7	13:40:22
11	57 R.van Buren(NLD) Porsche 911 GT3 Cup	Huber Racing	16	1:29.037	0.705	0.001	146.7	13:36:36
12	28 L.Groeneveld(NLD) Porsche 911 GT3 Cup	GP Elite(NLD)	16	1:29.051	0.719	0.014	146.7	13:37:19
13	23 L.Ertl(DEU) Porsche 911 GT3 Cup	CarTech Motorsport by Nigrin(DEU)	18	1:29.054	0.722	0.003	146.7	13:33:23
14	20 H.Proczyk(AUT) Porsche 911 GT3 Cup	HP Racing International(DEU)	17	1:29.118	0.786	0.064	146.5	13:30:39
15	26 J.van Kuijk(NLD) Porsche 911 GT3 Cup	Team GP Elite(NLD)	20	1:29.154	0.822	0.036	146.5	13:37:25
16	40 J.Honkavuori(FIN) Porsche 911 GT3 Cup	ID Racing(DEU)	21	1:29.168	0.836	0.014	146.5	13:39:27
17	13 A.Tauscher(DEU) Rookie Porsche 911 GT3 Cup	Allied-Racing(DEU)	10	1:29.260	0.928	0.092	146.3	13:19:22
18	99 B.Buus(DNK) Porsche 911 GT3 Cup	Allied-Racing(DEU)	4	1:29.366	1.034	0.106	146.1	13:09:14
19	98 J.Seyffert(DEU) Rookie Porsche 911 GT3 Cup	HP Racing International(DEU)	17	1:29.394	1.062	0.028	146.1	13:32:35
20	95 R.Wagner(DEU) Porsche 911 GT3 Cup	IronForce Racing by Phoenix	14	1:29.578	1.246	0.184	145.8	13:29:29
21	75 A.Levi(ISR) Rookie Porsche 911 GT3 Cup	Huber Racing	19	1:29.615	1.283	0.037	145.7	13:37:52

Session 2
Nürburgring



Reg. Nr.:

Provisional

Result List

Nr.	Drivers	Team	Lap	Best Time	Gap	Diff	Kph	Day Time
Cl.	Car	Competitor						
22	6 C.Rivas(LUX) ProAM Porsche 911 GT3 Cup	BLACK FALCON(DEU)	7	1:29.698	1.366	0.083	145.6	13:16:01
23	84 A.Alshehab(KUW) ProAM Porsche 911 GT3 Cup	CarTech Motorsport by Nigrin(DEU)	18	1:29.751	1.419	0.053	145.5	13:36:15
24	5 S.Spreng(DEU) ProAM Porsche 911 GT3 Cup	BLACK FALCON(DEU)	14	1:30.045	1.713	0.294	145.0	13:25:59
25	2 G.Donchev(BGR) ProAM Porsche 911 GT3 Cup	Huber Racing	16	1:30.430	2.098	0.385	144.4	13:30:46
26	44 J.Greif(DEU) Rookie Porsche 911 GT3 Cup	SSR Huber Racing	12	1:30.465	2.133	0.035	144.4	13:22:45
27	96 J.Slooten(DEU) ProAM Porsche 911 GT3 Cup	IronForce Racing by Phoenix	19	1:30.491	2.159	0.026	144.3	13:39:36
28	31 S.Freythuth(DEU) Rookie Porsche 911 GT3 Cup	HRT Performance	11	1:30.657	2.325	0.166	144.1	13:25:25
29	7 C.Langer(DEU) ProAM Porsche 911 GT3 Cup	FACH AUTO TECH(CHE)	6	1:31.435	3.103	0.778	142.8	13:10:33
30	68 T.Stender(DEU) Rookie Porsche 911 GT3 Cup	HRT Motorsport(DEU)	14	1:31.501	3.169	0.066	142.7	13:26:20
31	65 K.Pfister(DEU) ProAM Porsche 911 GT3 Cup	HRT Performance	12	1:32.709	4.377	1.208	140.9	13:19:45

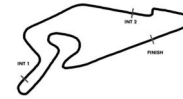
Subject to final scrutineering!

Publication time:

Clerk of the Course:

Timekeeper:

Session 2
Nürburgring



Reg. Nr.:

Provisional

Class Result List

Stewards / Race Management

STEWARD
STEWARD
STEWARD
RACE DIRECTOR
CLERK OF THE COURSE
TECHNICAL DELEGATE
CHIEF TIMEKEEPER

Weather Start/Finish

AIR 31.5°C
TRACK 23.4°C
CONDITIONS Dry
PRESSURE 1015 hPa
AIR 31.9°C
TRACK 23.4°C
CONDITIONS Dry
PRESSURE 1015 hPa

Track Information

GREEN FLAG 13:00:00
CHEQUERED FLAG 13:40:00
SAFETY CAR PHASE 0
FULL COURSE YELLOW PHASE 0
TRACK NAME Nürburgring
TRACK LENGTH 3629m
TURN COUNT 11
FASTEST LAP: #3. HEI - 1:28.332

STARTED: 31 CLASSIFIED: 31 NOT CLASSIFIED: 0 DISQUALIFIED: 0

Nr.	Drivers	Team	Lap	Best Time	Gap	Diff	Kph	Day Time
	Car	Competitor						

CLASS: Rookie

Started: 9

Classified: 9

Not Classified: 0

1	9	L.Hanafin(GBR) Porsche 911 GT3 Cup	FACH AUTO TECH(CHE)	18	1:28.782			147.1	13:36:39
2	8	A.Fach(CHE) Porsche 911 GT3 Cup	FACH AUTO TECH(CHE)	16	1:28.885	0.103	0.103	146.9	13:36:15
3	29	H.van Eijndhoven(NLD) Porsche 911 GT3 Cup	GP Elite(NLD)	17	1:29.036	0.254	0.151	146.7	13:40:22
4	13	A.Tauscher(DEU) Porsche 911 GT3 Cup	Allied-Racing(DEU)	10	1:29.260	0.478	0.224	146.3	13:19:22
5	98	J.Seyffert(DEU) Porsche 911 GT3 Cup	HP Racing International(DEU)	17	1:29.394	0.612	0.134	146.1	13:32:35
6	75	A.Levi(ISR) Porsche 911 GT3 Cup	Huber Racing	19	1:29.615	0.833	0.221	145.7	13:37:52
7	44	J.Greif(DEU) Porsche 911 GT3 Cup	SSR Huber Racing	12	1:30.465	1.683	0.850	144.4	13:22:45
8	31	S.Freytmuth(DEU) Porsche 911 GT3 Cup	HRT Performance	11	1:30.657	1.875	0.192	144.1	13:25:25
9	68	T.Stender(DEU) Porsche 911 GT3 Cup	HRT Motorsport(DEU)	14	1:31.501	2.719	0.844	142.7	13:26:20

CLASS: ProAM

Started: 7

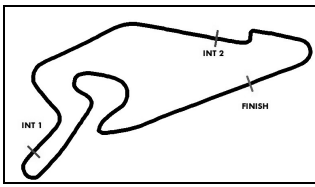
Classified: 7

Not Classified: 0

1	6	C.Rivas(LUX) Porsche 911 GT3 Cup	BLACK FALCON(DEU)	7	1:29.698			145.6	13:16:01
2	84	A.Alshehab(KUW) Porsche 911 GT3 Cup	CarTech Motorsport by Nigrin(DEU)	18	1:29.751	0.053	0.053	145.5	13:36:15
3	5	S.Spreng(DEU) Porsche 911 GT3 Cup	BLACK FALCON(DEU)	14	1:30.045	0.347	0.294	145.0	13:25:59
4	2	G.Donchev(BGR) Porsche 911 GT3 Cup	Huber Racing	16	1:30.430	0.732	0.385	144.4	13:30:46
5	96	J.Slooten(DEU) Porsche 911 GT3 Cup	IronForce Racing by Phoenix	19	1:30.491	0.793	0.061	144.3	13:39:36
6	7	C.Langer(DEU) Porsche 911 GT3 Cup	FACH AUTO TECH(CHE)	6	1:31.435	1.737	0.944	142.8	13:10:33
7	65	K.Pfister(DEU) Porsche 911 GT3 Cup	HRT Performance	12	1:32.709	3.011	1.274	140.9	13:19:45

Subject to final scrutineering!

Publication time:	Clerk of the Course:	Timekeeper:
-------------------	----------------------	-------------



Testtag Porsche Carrera Cup Deutschland



Sector List Session 2

Provisional

Reg. Nr.:

Thursday, August 4, 2022 13:00:00

Nürburgring, Length: 3629m
 Air temperature: 31.93°C
 Track temperature: 23.4°C
 Weather condition: Dry

Lap	Id	Time	SE1	SP1	SE2	SP2	SE3	SP3	TSP	Lap	Id	Time	SE1	SP1	SE2	SP2	SE3	SP3	TSP						
2		Donchev, BGR(#1)																	theoretical besttime: 1:30.272						
1	0	2:31.439	1:39.726	111	26.526	176	25.187	184		13	0	1:30.882	46.487	131	22.564	240	21.831	187							
2	0	1:35.093	48.016	126	23.348	227	23.729	187		14	0	1:39.172	47.104	130	22.549	239	29.519	55							
3	0	1:32.895	47.570	128	22.841	239	22.484	189		15	0	4:33.570	3:48.769	129	22.871	238	21.930	187							
4	0	1:31.497	46.584	129	22.719	238	22.194	188		16	0	1:30.430	46.230	129	22.517	240	21.683	188							
5	0	1:31.941	46.933	126	22.931	239	22.077	188		17	0	1:30.647	46.201	130	22.610	238	21.836	187							
6	0	1:31.153	46.577	125	22.636	240	21.940	189		18	0	1:30.890	46.534	128	22.595	240	21.761	189							
7	0	1:37.190	46.420	129	22.831	239	27.939	53		19	0	1:31.219	46.533	130	22.733	240	21.953	188							
8	0	3:35.889	2:45.773	125	25.011	143	25.105	185		20	0	1:30.995	46.313	128	22.814	240	21.868	188							
9	0	1:32.175	47.533	131	22.887	238	21.755	188		21	0	1:31.319	46.663	128	22.675	240	21.981	187							
10	0	1:30.453	46.072	126	22.620	240	21.761	188		22	0	1:31.907	46.736	129	22.905	240	22.266	187							
11	0	1:31.403	46.146	131	22.589	241	22.668	187		23			46.756	129	23.140	182									
12	0	1:30.806	46.082	132	22.548	241	22.176	186																	

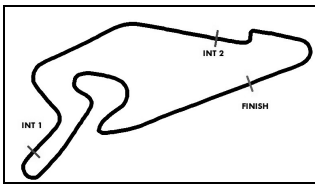
Lap	Id	Time	SE1	SP1	SE2	SP2	SE3	SP3	TSP	Lap	Id	Time	SE1	SP1	SE2	SP2	SE3	SP3	TSP						
3		Heinrich, DEU(#1)																	theoretical besttime: 1:28.332						
1	0	1:33.936					1:33.936			11	0	1:31.443	47.557	132	22.389	241	21.497	189							
2	0	2:11.737	1:12.683	126	24.933	210	34.121	55		12	0	1:30.689	45.704	128	22.353	242	22.632	191							
3	0	2:30.072	1:44.304	131	23.122	230	22.646	191		13	0	1:31.863	47.678	116	22.734	240	21.451	190							
4	0	1:33.054	47.037	115	24.491	237	21.526	191		14	0	1:30.443	46.546	130	22.502	241	21.395	190							
5	0	1:29.663	45.837	131	22.425	241	21.401	188		15	0	1:36.662	46.423	130	22.612	240	27.627	57							
6	0	1:35.259	45.971	130	24.797	126	24.491	190		16	0	2:56.203	2:05.033	123	24.969	167	26.201	186							
7	0	1:29.521	45.759	130	22.379	240	21.383	189		17	0	1:40.550	50.436	105	26.796	185	23.318	190							
8	0	1:29.823	45.867	131	22.388	240	21.568	188		18	0	1:33.920	45.721	131	24.018	170	24.181	191							
9	0	1:36.252	46.436	131	22.513	240	27.303	57		19	0	1:28.332	45.170	132	22.095	242	21.067	191							
10	0	8:43.443	7:57.748	130	22.738	237	22.957	189		20	0	1:38.315	49.461	107	25.997	205	22.857	190							

Lap	Id	Time	SE1	SP1	SE2	SP2	SE3	SP3	TSP	Lap	Id	Time	SE1	SP1	SE2	SP2	SE3	SP3	TSP						
4		Hartog, NLD(#1)																	theoretical besttime: 1:28.574						
1	0	3:05.534	2:10.485	129	23.260	233	31.789	56		11	0	1:30.541	45.960	131	22.525	240	22.056	189							
2	0	2:09.855	1:25.334	121	22.674	238	21.847	190		12	0	1:30.510	46.404	130	22.551	241	21.555	190							
3	0	1:29.790	45.793	128	22.439	240	21.558	191		13	0	1:37.367	46.125	129	22.521	240	28.721	57							
4	0	1:29.802	45.826	129	22.425	240	21.551	188		14	0	4:22.457	3:37.317	128	23.014	236	22.126	189							
5	0	1:30.288	46.065	132	22.443	239	21.780	189		15	0	1:30.592	46.019	132	22.305	238	22.268	191							
6	0	1:29.956	45.970	128	22.432	240	21.554	188		16	0	1:28.864	45.386	132	22.180	242	21.298	190							
7	0	1:35.985	45.775	128	22.613	240	27.597	50		17	0	1:28.585	45.244	132	22.093	242	21.248	191							
8	0	8:05.651	7:21.385	130	22.531	239	21.735	188		18	0	1:28.867	45.455	130	22.175	242	21.237	190							
9	0	1:30.197	45.862	129	22.794	241	21.541	189		19	0	1:29.144	45.507	131	22.227	243	21.410	190							
10	0	1:31.089	46.098	130	22.872	238	22.119	189																	

Lap	Id	Time	SE1	SP1	SE2	SP2	SE3	SP3	TSP	Lap	Id	Time	SE1	SP1	SE2	SP2	SE3	SP3	TSP						
5		Spreng, DEU(#1)																	theoretical besttime: 1:29.648						
1	0	2:32.202	1:45.371	127	23.700	232	23.131	187		11	0	1:31.542	47.372	130	22.602	238	21.568	187							
2	0	1:35.518	49.447	129	23.438	237	22.633	187		12	0	1:30.177	46.220	131	22.359	240	21.598	188							
3	0	1:33.374	47.326	127	23.659	238	22.389	188		13	0	1:30.479	45.818	131	22.536	240	22.125	188							
4	0	1:32.873	46.981	129	23.100	223	22.792	189		14	0	1:30.045	46.158	132	22.414	242	21.473	190							
5	0	1:31.814	46.516	130	22.696	240	22.602	189		15	0	1:30.054	45.849	132	22.480	241	21.725	188							
6	0	1:31.704	46.825	129	22.862	240	22.017	189		16	0	1:41.009	46.334	129	24.567	166	30.108	57							
7	0	1:32.397	46.373	131	22.794	241	23.230	188		17	0	6:46.015	5:57.176	113	25.316	238	23.523	189							
8	0	1:30.822	46.206	129	22.811	240	21.805	188		18	0	1:32.928	48.432	130	22.576	240	21.920	188							
9	0	1:38.496	46.389	131	22.511	240	29.596	57		19	0	1:30.257	46.172	131	22.357	240	21.728	189							
10	0	4:57.751	4:11.800	129	23.332	238	22.619	186		20			47.035	125	23.318	217									

Lap	Id	Time	SE1	SP1	SE2	SP2	SE3	SP3	TSP	Lap	Id	Time	SE1	SP1	SE2	SP2	SE3	SP3	TSP						
6		Rivas, LUX(#1)																	theoretical besttime: 1:29.465						
1	0	2:34.239	1:48.114	127	23.635	235	22.490	189		11	0	1:31.291	45.947	129	22.942	213	22.402	187							
2	0	1:31.681	46.719	133	22.847	238	22.115	190		12	0	1:35.063	46.196	131	22.565	241	26.302	57							
3	0	1:30.936	46.545	132	22.580	238	21.811	189		13	0	6:42.552	5:54.461	123	25.142	219	22.949	187							
4	0	1:30.902	46.651	130	22.572	238	21.679	190		14	0	1:35.100	46.913	131	25.305	178	22.882	191							
5	0	1:36.085	46.317	132	22.699	240	27.069	53		15	0	1:33.379	46.963	132	22.510	234	23.906	190							
6	0	5:47.662	5:03.444	131	22.489	238	21.729	190		16	0	1:30.117	45.896	132	22.445	240	21.776	188							
7	0	1:29.698	45.731	135	22.418	238	21.549	188		17	0	1:30.172	45.551	132	22.546	241	22.075	192							
8	0	1:31.812	46.119	131	22.557	240	23.136	188		18	0	1:33.909	45.917	134	23.858	170	24.134	191							
9	0	1:30.295	45.963	131	22.537	240	21.795	190		19			47.348	132	22.365	241									
10	0	1:30.600	46.002	127	22.614	240	21.984	189																	





Testtag Porsche Carrera Cup Deutschland

PORSCHE
CARRERA CUP
DEUTSCHLAND

Sector List Session 2

Provisional

Reg. Nr.:

Thursday, August 4, 2022 13:00:00

Nürburgring, Length: 3629m

Air temperature: 31.93°C

Track temperature: 23.4°C

Weather condition: Dry

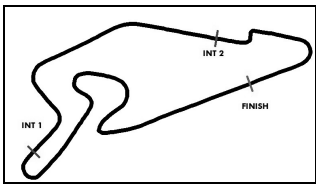
Lap	Id	Time	SE1	SP1	SE2	SP2	SE3	SP3	TSP	Lap	Id	Time	SE1	SP1	SE2	SP2	SE3	SP3	TSP
7	Langer, DEU(#1)									theoretical besttime: 1:31.311									
1	0	2:42.413	1:53.368	121	24.748	218	24.297	180		12	0	1:31.973	47.063	126	22.672	238	22.238	188	
2	0	1:38.667	50.178	129	23.727	188	24.762	185		13	0	1:31.843	46.958	131	22.651	238	22.234	187	
3	0	1:35.224	48.900	128	23.112	235	23.212	188		14	0	1:39.645	47.467	131	22.891	196	29.287	55	
4	0	1:32.599	47.458	125	22.747	238	22.394	187		15	0	4:55.595	4:09.977	127	22.968	237	22.650	188	
5	0	1:32.889	47.471	127	22.906	237	22.512	190		16	0	1:31.983	47.357	129	22.672	237	21.954	188	
6	0	1:31.435	46.820	130	22.632	238	21.983	188		17	0	1:32.419	47.357	129	22.899	240	22.163	190	
7	0	1:32.062	46.969	130	22.980	237	22.113	188		18	0	1:31.981	47.205	129	22.543	239	22.233	188	
8	0	1:43.534	47.487	130	22.959	239	33.088	46		19	0	1:31.673	46.956	130	22.597	240	22.120	188	
9	0	4:28.734	3:36.057	121	26.638	203	26.039	185		20	0	1:33.521	47.388	131	22.852	216	23.281	190	
10	0	1:34.392	48.317	123	23.872	238	22.203	187		21	0	1:31.516	46.887	131	22.543	240	22.086	188	
11	0	1:31.540	46.825	130	22.767	238	21.948	185											

8	Fach, CHE(#1)									theoretical besttime: 1:28.502									
1	0	2:38.018	1:52.116	128	23.528	237	22.374	188		11	0	1:29.332	45.625	132	22.324	241	21.383	190	
2	0	1:32.566	47.209	131	23.030	239	22.327	190		12	0	1:29.379	45.306	132	22.251	243	21.822	176	
3	0	1:31.468	46.614	131	22.844	242	22.010	191		13	0	1:34.819	46.108	132	22.527	241	26.184	57	
4	0	1:30.806	46.373	132	22.617	241	21.816	189		14	0	9:33.941	8:41.309	128	25.995	152	26.637	186	
5	0	1:30.689	46.214	127	22.668	240	21.807	190		15	0	1:33.077	47.163	133	23.155	232	22.759	191	
6	0	1:32.880	46.514	129	23.809	200	22.557	190		16	0	1:28.885	45.543	134	22.143	242	21.199	191	
7	0	1:30.490	45.871	132	22.778	240	21.841	188		17	0	1:28.981	45.160	133	22.454	242	21.367	191	
8	0	1:35.020	46.051	129	22.696	240	26.273	56		18	0	1:29.043	45.259	133	22.160	242	21.624	190	
9	0	4:13.820	3:28.544	131	22.965	239	22.311	190		19			49.084	129	22.751	235			
10	0	1:30.068	46.260	132	22.426	241	21.382	191											

9	Hanafin, GBR(#1)									theoretical besttime: 1:28.694								
1	0	2:05.698	1:19.599	126	23.497	234	22.602	174		11	0	1:29.039	45.482	132	22.247	242	21.310	190
2	0	1:34.846	48.386	130	23.818	152	22.642	188		12	0	1:29.131	45.581	132	22.278	241	21.272	190
3	0	1:30.579	46.351	130	22.632	239	21.596	190		13	0	1:29.062	45.364	132	22.298	242	21.400	188
4	0	1:30.942	46.677	130	22.634	240	21.631	188		14	0	1:35.059	45.728	131	22.304	242	27.027	57
5	0	1:30.239	45.991	131	22.745	240	21.503	189		15	0	7:58.103	7:04.371	51	29.993	119	23.739	188
6	0	1:29.908	45.911	131	22.469	240	21.528	188		16	0	1:36.363	46.333	131	23.175	160	26.855	190
7	0	1:30.121	46.076	130	22.476	241	21.569	189		17	0	1:29.247	45.700	133	22.415	241	21.132	190
8	0	1:36.203	46.290	129	22.670	240	27.243	57		18	0	1:28.782	45.452	133	22.226	242	21.104	190
9	0	3:44.804	2:57.612	124	24.020	193	23.172	187		19	0	1:29.142	45.484	131	22.302	241	21.356	191
10	0	1:30.990	46.506	131	22.647	240	21.837	190		20			45.401	132	22.289	243		

13	Tauscher, DEU(#1)									theoretical besttime: 1:29.260								
1	0	2:49.788	2:01.802	129	24.738	201	23.248	184		11	0	1:30.745	46.445	132	22.293	241	22.007	190
2	0	1:33.740	48.154	130	23.035	235	22.551	190		12	0	1:34.578	45.819	132	22.407	241	26.352	57
3	0	1:32.112	46.732	132	22.876	241	22.504	190		13	0	5:14.532	4:30.660	130	22.469	240	21.403	188
4	0	1:30.589	46.339	129	22.678	240	21.572	191		14	0	1:30.268	46.076	133	22.318	241	21.874	182
5	0	1:31.152	46.792	132	22.744	240	21.616	188		15	0	1:30.017	46.151	132	22.415	240	21.451	188
6	0	1:35.434	46.553	130	22.591	241	26.290	57		16	0	1:34.691	46.246	130	22.472	240	25.973	57
7	0	4:14.213	3:24.497	129	25.040	199	24.676	184		17	0	4:07.972	3:23.864	132	22.476	241	21.632	189
8	0	1:35.272	49.368	131	23.268	227	22.636	189		18	0	1:30.778	46.647	133	22.381	241	21.750	190
9	0	1:30.385	45.801	133	22.358	241	22.226	190		19	0	1:29.748	45.885	134	22.349	242	21.514	190
10	0	1:29.260	45.610	132	22.284	242	21.366	189		20			48.267	129	22.619	213		

14	Schuring, NLD(#1)									theoretical besttime: 1:28.658									
1	0	2:54.278	2:00.773	127	24.633	203	28.872	54		11	0	1:32.448	48.185	132	22.517	241	21.746	190	
2	0	2:01.071	1:15.318	130	23.463	219	22.290	190		12	0	1:35.483	46.592	130	22.527	241	26.364	56	
3	0	1:31.498	47.358	131	22.607	240	21.533	191		13	0	6:16.193	5:29.729	128	23.603	210	22.861	186	
4	0	1:30.148	46.056	133	22.582	240	21.510	191		14	0	1:33.489	48.052	132	22.820	230	22.617	187	
5	0	1:29.810	45.787	130	22.477	241	21.546	189		15	0	1:34.044	46.659	132	23.772	192	23.613	192	
6	0	1:30.319	46.305	131	22.452	241	21.562	190		16	0	1:28.785	45.436	135	22.110	242	21.239	191	
7	0	1:30.322	46.063	132	22.555	241	21.704	191		17	0	1:31.002	45.459	132	22.169	242	23.374	191	
8	0	1:36.957	46.235	131	22.511	240	28.211	56		18	0	1:28.725	45.384	133	22.177	243	21.164	191	
9	0	6:37.145	5:52.010	107	23.273	237	21.862	190		19			48.813	130	22.798	230			
10	0	1:30.187	46.168	132	22.438	241	21.581	189											



Testtag Porsche Carrera Cup Deutschland

PORSCHE**CARRERA CUP
DEUTSCHLAND**

Sector List Session 2

Provisional

Reg. Nr.:

Thursday, August 4, 2022 13:00:00

Nürburgring, Length: 3629m

Air temperature: 31.93°C

Track temperature: 23.4°C

Weather condition: Dry

Lap Id	Time	SE1	SP1	SE2	SP2	SE3	SP3	TSP	Lap Id	Time	SE1	SP1	SE2	SP2	SE3	SP3	TSP
20	Proczyk, AUT(#1)								theoretical besttime: 1:29.108								
1 0	2:18.114	1:30.683	124	24.197	215	23.234	186		12 0	1:30.854	46.366	133	22.762	239	21.726	189	
2 0	1:33.964	48.221	127	23.381	237	22.362	189		13 0	1:30.671	46.244	133	22.682	240	21.745	189	
3 0	1:32.146	47.555	131	22.946	236	21.645	190		14 0	1:37.172	46.429	130	22.737	240	28.006	54	
4 0	1:31.432	46.838	132	22.681	237	21.913	190		15 0	5:29.427	4:43.548	131	23.287	235	22.592	187	
5 0	1:30.436	46.283	132	22.628	238	21.525	190		16 0	1:31.202	46.847	132	22.737	237	21.618	190	
6 0	1:31.354	46.495	130	22.699	238	22.160	189		17 0	1:29.118	45.563	134	22.315	240	21.240	189	
7 0	1:30.768	46.351	132	22.677	239	21.740	189		18 0	1:29.374	45.770	132	22.374	239	21.230	188	
8 0	1:30.290	45.884	132	22.656	238	21.750	188		19 0	1:29.438	45.719	133	22.454	240	21.265	190	
9 0	1:30.531	46.325	133	22.621	238	21.585	189		20 0	1:35.583	45.733	132	22.535	241	27.315	56	
10 0	1:30.407	46.115	132	22.614	238	21.678	189		21 0	3:29.936	2:45.394	132	22.602	241	21.940	189	
11 0	1:30.768	46.368	132	22.727	238	21.673	188		22 0	1:30.178	46.251	131	22.537	240	21.390	190	

23	Ertl, DEU(#1)								theoretical besttime: 1:28.938								
1 0	2:02.155	1:15.900	130	23.350	203	22.905	187		12 0	1:30.988	46.445	127	22.635	240	21.908	188	
2 0	1:33.502	47.710	128	23.273	208	22.519	188		13 0	1:30.952	46.638	132	22.615	241	21.699	188	
3 0	1:30.837	46.374	129	22.741	238	21.722	188		14 0	1:38.250	47.855	131	22.825	238	27.570	57	
4 0	1:30.586	46.342	130	22.642	239	21.602	191		15 0	4:59.625	4:13.949	130	23.097	221	22.579	188	
5 0	1:29.915	45.930	130	22.581	240	21.404	190		16 0	1:31.811	46.902	132	22.373	240	22.536	190	
6 0	1:31.660	47.394	130	22.628	240	21.638	190		17 0	1:29.193	45.472	132	22.346	240	21.375	190	
7 0	1:35.688	46.112	133	22.474	240	27.102	56		18 0	1:29.054	45.378	132	22.217	241	21.459	190	
8 0	3:28.231	2:43.836	131	22.823	238	21.572	190		19 0	1:29.298	45.546	129	22.220	242	21.532	190	
9 0	1:30.146	46.095	133	22.533	240	21.518	188		20 0	1:31.485	47.292	130	22.417	241	21.776	191	
10 0	1:30.034	46.199	129	22.492	241	21.343	190		21		45.599	132	22.589	240			
11 0	1:30.695	46.152	131	22.546	240	21.997	190										

24	van Splunteren, NLD(#1)								theoretical besttime: 1:28.808								
1 0	3:14.508	2:29.380	128	23.005	236	22.123	186		12 0	1:30.783	46.146	129	22.604	240	22.033	189	
2 0	1:31.949	47.180	128	22.810	237	21.959	188		13 0	1:32.698	46.464	130	23.718	215	22.516	190	
3 0	1:30.868	46.337	130	22.628	239	21.903	192		14 0	1:35.005	46.442	130	22.789	241	25.774	57	
4 0	1:29.979	45.999	130	22.462	240	21.518	190		15 0	5:49.019	5:04.102	130	22.874	233	22.043	189	
5 0	1:30.421	46.393	130	22.552	238	21.476	190		16 0	1:30.272	46.064	132	22.293	240	21.915	191	
6 0	1:35.462	45.894	130	22.493	240	27.075	57		17 0	1:29.104	45.538	131	22.340	241	21.226	191	
7 0	4:00.165	3:15.384	129	22.423	240	22.358	190		18 0	1:28.824	45.443	133	22.139	241	21.242	190	
8 0	1:31.246	46.326	129	22.507	240	22.413	190		19 0	1:28.925	45.486	132	22.172	241	21.267	191	
9 0	1:30.407	46.166	132	22.618	240	21.623	190		20 0	1:29.321	45.620	131	22.193	242	21.508	190	
10 0	1:30.411	46.250	130	22.628	241	21.533	190		21		45.763	130	22.251	241			
11 0	1:30.303	46.070	132	22.686	239	21.547	190										

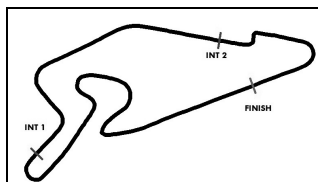
25	ten Voorde, NLD(#1)								theoretical besttime: 1:28.416								
1 0	2:28.454	1:42.385	131	23.595	222	22.474	186		10 0	5:39.148	4:53.480	131	22.365	241	23.303	190	
2 0	1:34.267	46.911	130	23.138	208	24.218	190		11 0	1:29.311	45.749	134	22.355	241	21.207	189	
3 0	1:29.444	45.749	132	22.359	240	21.336	191		12 0	1:33.856	45.625	131	22.379	241	25.852	56	
4 0	1:30.979	45.932	131	22.862	228	22.185	192		13 0	3:41.154	2:55.920	131	23.223	230	22.011	188	
5 0	1:34.141	45.838	130	22.428	241	25.875	56		14 0	1:31.517	46.239	132	22.707	224	22.571	192	
6 0	8:42.082	7:58.210	131	22.492	240	21.380	190		15 0	1:28.479	45.204	135	22.118	242	21.157	191	
7 0	1:29.392	45.738	131	22.383	240	21.271	190		16 0	1:28.416	45.154	133	22.113	242	21.149	190	
8 0	1:29.346	45.632	131	22.385	242	21.329	189		17		48.854	132	22.329	243			
9 0	1:34.973	46.138	133	22.514	241	26.321	57										

26	van Kuijk, NLD(#1)								theoretical besttime: 1:29.036								
1 0	2:14.193	1:28.760	127	23.198	235	22.235	188		12 0	1:30.772	46.567	134	22.615	240	21.590	190	
2 0	1:32.536	47.426	130	23.103	236	22.007	188		13 0	1:31.348	46.436	130	22.798	242	22.114	190	
3 0	1:30.838	46.426	131	22.815	237	21.597	190		14 0	1:31.289	46.764	132	22.654	238	21.871	188	
4 0	1:30.054	46.031	131	22.651	238	21.372	189		15 0	1:36.997	46.351	132	22.511	240	28.135	56	
5 0	1:29.927	46.034	132	22.397	240	21.496	190		16 0	5:57.818	5:12.758	130	23.004	235	22.056	188	
6 0	1:30.097	45.915	131	22.601	239	21.581	190		17 0	1:30.681	46.461	132	22.430	239	21.790	189	
7 0	1:29.974	45.939	131	22.552	239	21.483	188		18 0	1:29.302	45.696	132	22.339	239	21.267	190	
8 0	1:30.139	45.888	130	22.621	239	21.630	190		19 0	1:29.445	45.551	132	22.340	240	21.554	188	
9 0	1:37.123	46.164	133	22.517	239	28.442	55		20 0	1:29.154	45.529	133	22.280	240	21.345	190	
10 0	3:21.248	2:35.943	131	22.726	239	22.579	190		21 0	1:29.186	45.665	131	22.294	241	21.227	191	
11 0	1:32.270	47.726	132	22.803	241	21.741	189		22 0	1:29.257	45.601	132	22.284	241	21.372	190	

ver: 1.0

Page 3 / 7 printed: 4.8.2022 13:46





Testtag Porsche Carrera Cup Deutschland



Sector List Session 2

Provisional

Reg. Nr.:

Thursday, August 4, 2022 13:00:00

Nürburgring, Length: 3629m

Air temperature: 31.93°C

Track temperature: 23.4°C

Weather condition: Dry

Lap Id	Time	SE1	SP1	SE2	SP2	SE3	SP3	TSP	Lap Id	Time	SE1	SP1	SE2	SP2	SE3	SP3	TSP
27 van Kuijk, NLD(#1)									theoretical besttime: 1:28.867								
1	0	2:22.593	1:35.172	125	24.491	201	22.930	184	12	0	1:31.967	46.603	128	22.525	240	22.839	186
2	0	1:34.067	48.026	127	23.391	217	22.650	187	13	0	1:32.391	47.630	126	22.622	241	22.139	190
3	0	1:31.128	46.677	127	22.512	238	21.939	189	14	0	1:30.916	46.320	131	22.660	240	21.936	188
4	0	1:30.776	46.263	130	22.345	241	22.168	188	15	0	1:37.638	46.515	128	22.615	240	28.508	56
5	0	1:30.349	46.097	129	22.534	239	21.718	189	16	0	6:04.340	5:14.095	126	24.573	204	25.672	178
6	0	1:31.198	46.426	130	22.713	239	22.059	188	17	0	1:35.339	47.627	126	23.675	225	24.037	191
7	0	1:30.714	46.433	129	22.457	241	21.824	187	18	0	1:30.381	45.903	129	22.313	241	22.165	188
8	0	1:37.497	46.451	131	22.627	240	28.419	55	19	0	1:28.870	45.466	129	22.115	242	21.289	189
9	0	4:38.562	3:53.147	128	22.663	240	22.752	190	20	0	1:28.889	45.473	131	22.130	241	21.286	187
10	0	1:30.552	46.397	127	22.496	241	21.659	189	21								
11	0	1:30.825	46.397	128	22.587	241	21.841	188									

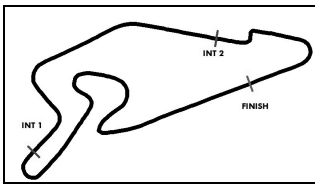
28 Groeneveld, NLD(#1)									theoretical besttime: 1:29.051								
1	0	2:32.802	1:47.164	129	23.408	237	22.230	187	10	0	1:30.131	46.157	130	22.495	240	21.479	188
2	0	1:32.780	47.124	130	22.949	240	22.707	187	11	0	1:39.406	46.918	129	24.228	229	28.260	49
3	0	1:39.953	47.973	129	22.838	237	29.142	46	12	0	7:25.067	6:39.572	127	23.215	235	22.280	185
4	0	5:00.484	4:16.262	129	22.630	238	21.592	188	13	0	1:30.676	46.440	132	22.615	237	21.621	188
5	0	1:29.857	45.871	129	22.412	239	21.574	187	14	0	1:29.397	45.679	130	22.414	239	21.304	189
6	0	1:29.865	45.922	130	22.434	240	21.509	187	15	0	1:29.168	45.579	132	22.240	239	21.349	188
7	0	1:30.400	46.193	130	22.543	240	21.664	187	16	0	1:29.051	45.566	129	22.239	240	21.246	189
8	0	1:38.276	46.284	127	23.440	237	28.552	45	17								
9	0	3:51.490	3:06.775	127	22.807	238	21.908	188									

29 van Eijndhoven, NLD(#1)									theoretical besttime: 1:28.964								
1	0	2:16.557	1:30.045	126	23.809	220	22.703	184	10	0	1:30.326	46.149	130	22.474	240	21.703	188
2	0	1:33.115	47.859	129	23.029	237	22.227	188	11	0	1:30.468	46.393	129	22.501	240	21.574	190
3	0	1:30.836	46.478	130	22.642	237	21.716	190	12	0	1:37.437	46.246	127	22.605	240	28.586	58
4	0	1:30.499	46.471	132	22.388	240	21.640	189	13	0	12:03.865	11:17.867	131	22.909	234	23.089	185
5	0	1:30.063	46.027	131	22.473	239	21.563	188	14	0	1:33.348	48.365	132	22.865	237	22.118	189
6	0	1:30.137	46.108	130	22.411	239	21.618	189	15	0	1:29.213	45.553	132	22.174	240	21.486	189
7	0	1:35.758	46.134	128	22.492	240	27.132	57	16	0	1:29.127	45.599	131	22.213	241	21.315	190
8	0	4:41.499	3:56.746	130	22.634	237	22.119	190	17	0	1:29.036	45.497	131	22.152	241	21.387	189
9	0	1:30.560	46.163	131	22.655	238	21.742	188									

31 Freymuth, DEU(#1)									theoretical besttime: 1:30.494								
1	0	2:24.781	1:38.429	127	23.463	236	22.889	185	12	0	1:30.677	46.446	130	22.597	240	21.634	190
2	0	1:32.796	47.870	130	22.930	237	21.996	189	13	0	1:31.913	46.854	130	22.631	240	22.428	190
3	0	1:31.623	47.072	128	22.703	238	21.848	190	14	0	1:31.157	46.572	130	22.653	239	21.932	190
4	0	1:51.854	1:06.792	118	23.181	237	21.881	190	15	0	1:31.165	46.424	131	22.700	241	22.041	190
5	0	1:31.794	46.483	127	22.912	241	22.399	189	16	0	1:31.605	46.864	124	22.945	239	21.796	190
6	0	1:31.740	46.821	129	23.304	235	21.615	190	17	0	1:31.029	46.547	131	22.640	240	21.842	191
7	0	1:37.473	46.532	129	22.732	239	28.209	49	18	0	1:30.886	46.446	131	22.657	240	21.783	190
8	0	8:45.618	8:00.744	128	22.955	236	21.919	190	19	0	1:31.103	46.513	129	22.631	239	21.959	190
9	0	1:34.800	47.392	121	23.296	198	24.112	190	20	0	1:31.780	46.586	131	22.708	240	22.486	187
10	0	1:31.724	46.724	130	22.628	238	22.372	190	21								
11	0	1:30.657	46.392	130	22.487	240	21.778	189	22	0	1:33.885	46.512	129	23.588	196	23.785	190

40 Honkavuori, FIN(#1)									theoretical besttime: 1:29.105								
1	0	3:10.833	2:21.761	117	24.928	200	24.144	172	12	0	1:30.369	45.690	132	22.334	242	22.345	190
2	0	1:36.630	50.984	106	23.556	237	22.090	188	13	0	1:32.314	46.509	127	22.652	194	23.153	189
3	0	1:31.659	46.932	129	22.836	238	21.891	190	14	0	1:44.314	48.997	86	26.182	241	29.135	57
4	0	1:30.704	46.250	131	22.739	240	21.715	190	15	0	4:29.943	3:44.004	126	23.523	228	22.416	187
5	0	1:30.360	46.036	130	22.533	240	21.791	190	16	0	1:36.723	47.159	124	26.244	151	23.320	191
6	0	1:41.420	46.156	132	22.467	241	32.797	58	17	0	1:31.961	46.723	131	23.011	204	22.227	190
7	0	3:44.539	2:57.917	125	23.292	222	23.330	186	18	0	1:33.227	45.731	124	22.510	233	24.986	190
8	0	1:34.254	48.570	128	23.459	220	22.225	188	19	0	1:38.735	53.165	126	22.905	216	22.665	190
9	0	1:29.967	46.143	130	22.399	240	21.425	190	20	0	1:29.356	45.543	133	22.309	242	21.504	191
10	0	1:29.339	45.629	132	22.255	242	21.455	190	21	0	1:29.168	45.606	132	22.212	242	21.350	190
11	0	1:31.593	46.074	130	23.142	201	22.377	189	22	0							





Testtag Porsche Carrera Cup Deutschland

PORSCHE

**CARRERA CUP
DEUTSCHLAND**

Sector List Session 2

Provisional

Reg. Nr.:

Thursday, August 4, 2022 13:00:00

Nürburgring, Length: 3629m

Air temperature: 31.93°C

Track temperature: 23.4°C

Weather condition: Dry

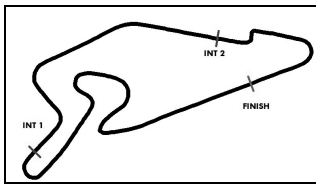
Lap Id	Time	SE1	SP1	SE2	SP2	SE3	SP3	TSP	Lap Id	Time	SE1	SP1	SE2	SP2	SE3	SP3	TSP
44	Greif, DEU(#1)								theoretical besttime: 1:30.418								
1	0	2:17.514	1:29.488	121	24.421	190	23.605	186	13	0	1:30.536	46.522	129	22.396	240	21.618	188
2	0	1:35.405	49.346	122	23.539	235	22.520	188	14	0	1:31.179	46.873	130	22.530	241	21.776	190
3	0	1:32.983	47.918	128	23.141	238	21.924	190	15	0	1:31.071	46.672	130	22.596	241	21.803	190
4	0	1:33.137	47.303	129	22.954	238	22.880	190	16	0	1:37.494	46.509	129	22.442	242	28.543	54
5	0	1:31.995	46.946	130	22.877	240	22.172	190	17	0	3:19.101	2:33.214	109	23.715	239	22.172	189
6	0	1:31.841	47.035	128	22.924	239	21.882	189	18	0	1:31.418	46.834	129	22.651	240	21.933	190
7	0	1:31.259	46.679	126	22.741	241	21.839	189	19	0	1:31.469	46.909	127	22.687	240	21.873	189
8	0	1:40.423	48.178	127	22.774	240	29.471	46	20	0	1:31.045	46.752	128	22.582	241	21.711	189
9	0	4:55.249	4:07.812	107	24.344	211	23.093	186	21	0	1:31.036	46.732	130	22.577	240	21.727	189
10	0	1:33.220	48.483	127	22.863	238	21.874	188	22	0	1:30.731	46.531	130	22.602	241	21.598	189
11	0	1:31.079	46.865	129	22.565	239	21.649	188	23			47.569	125	23.570	230		
12	0	1:30.465	46.454	131	22.443	240	21.568	188									

57	van Buren, NLD(#1)								theoretical besttime: 1:29.028								
1	0	2:01.352	1:14.803	128	23.663	217	22.886	182	11	0	1:30.361	46.286	132	22.562	240	21.513	188
2	0	1:33.260	47.969	127	23.306	232	21.985	190	12	0	1:35.450	46.415	130	22.624	240	26.411	57
3	0	1:30.645	46.370	131	22.797	237	21.478	189	13	0	9:13.491	8:25.705	127	23.685	226	24.101	186
4	0	1:30.466	46.425	130	22.623	239	21.418	190	14	0	1:39.466	47.624	130	24.349	150	27.493	191
5	0	1:30.196	46.238	131	22.593	240	21.365	190	15	0	1:32.580	46.400	127	22.980	235	23.200	192
6	0	1:34.068	49.601	118	22.972	240	21.495	190	16	0	1:29.037	45.649	131	22.286	242	21.102	189
7	0	1:36.355	46.131	131	22.582	241	27.642	58	17	0	1:35.860	45.709	133	22.944	199	27.207	191
8	0	5:18.971	4:32.668	131	22.719	236	23.584	190	18	0	1:29.271	45.835	132	22.343	241	21.093	191
9	0	1:30.345	46.253	128	22.664	240	21.428	190	19			48.152	128	23.438	190		
10	0	1:30.200	46.000	131	22.609	240	21.591	190									

65	Pfister, DEU(#1)								theoretical besttime: 1:32.146								
1	0	2:35.954	1:47.000	123	25.699	225	23.255	185	13	0	1:33.009	47.556	125	23.095	239	22.358	186
2	0	1:35.698	48.980	123	23.909	237	22.809	185	14	0	1:32.772	47.514	125	22.930	238	22.328	185
3	0	1:33.643	47.976	124	23.321	237	22.346	187	15	0	1:49.675	52.780	125	25.639	178	31.256	56
4	0	1:33.355	47.515	127	22.988	240	22.852	186	16	0	3:42.922	2:54.767	122	23.659	236	24.496	187
5	0	1:34.628	47.588	126	23.298	237	23.742	186	17	0	1:32.909	47.484	130	22.945	238	22.480	186
6	0	1:33.603	48.132	123	23.106	238	22.365	186	18	0	1:33.183	47.316	124	23.145	238	22.722	186
7	0	1:32.892	47.066	126	23.248	238	22.578	185	19	0	1:34.093	48.167	127	23.351	240	22.575	186
8	0	1:32.903	47.794	127	22.921	238	22.188	185	20	0	1:34.032	47.941	123	23.248	238	22.843	188
9	0	1:33.180	47.935	124	22.892	239	22.353	186	21	0	1:33.948	47.886	126	22.983	239	23.079	187
10	0	1:33.063	47.694	125	22.976	238	22.393	185	22	0	1:34.977	48.310	126	24.189	240	22.478	189
11	0	1:33.518	47.650	125	23.261	238	22.607	186	23	0	1:33.974	47.778	129	23.175	234	23.021	188
12	0	1:32.709	47.498	126	23.021	240	22.190	187	24			54.119	124	25.899	160		

68	Stender, DEU(#1)								theoretical besttime: 1:31.333								
1	0	2:25.449	1:37.308	124	23.848	230	24.293	186	12	0	1:31.911	47.041	131	22.774	238	22.096	190
2	0	1:38.582	49.082	128	24.653	214	24.847	187	13	0	1:32.525	47.362	132	22.817	237	22.346	187
3	0	1:39.289	52.601	128	23.289	235	23.399	188	14	0	1:31.501	46.596	129	22.644	239	22.261	188
4	0	1:34.862	48.713	128	23.318	236	22.831	190	15	0	1:40.033	47.466	131	22.764	237	29.803	58
5	0	1:35.708	48.818	130	23.357	227	23.533	188	16	0	4:24.490	3:38.684	127	23.197	233	22.609	188
6	0	1:34.115	48.284	131	23.152	237	22.679	188	17	0	1:31.932	47.042	129	22.797	238	22.093	190
7	0	1:33.018	47.688	130	23.044	237	22.286	188	18	0	1:31.638	46.747	130	22.682	238	22.209	190
8	0	1:46.811	51.034	129	23.307	236	32.470	48	19	0	1:32.294	46.932	129	23.009	238	22.353	188
9	0	4:51.737	3:59.029	126	25.992	143	26.716	186	20	0	1:32.525	46.970	131	23.085	238	22.470	189
10	0	1:33.007	47.782	132	23.004	237	22.221	189	21	0	1:32.333	47.087	130	23.069	240	22.177	189
11	0	1:31.854	46.894	132	22.787	237	22.173	188									

75	Levi, ISR(#1)								theoretical besttime: 1:29.586								
1	0	2:08.530	1:21.922	129	23.285	236	23.323	181	12	0	1:31.814	46.716	131	23.143	240	21.955	187
2	0	1:33.536	47.516	127	23.417	171	22.603	187	13	0	1:34.599	49.816	131	22.842	238	21.941	188
3	0	1:30.993	46.409	129	22.790	238	21.794	189	14	0	1:31.244	46.734	130	22.588	241	21.922	188
4	0	1:31.090	46.494	132	22.659	238	21.937	188	15	0	1:38.210	46.831	126	22.916	239	28.463	58
5	0	1:32.715	47.980	130	22.598	240	22.137	190	16	0	3:52.925	3:02.048	126	26.814	115	24.063	186
6	0	1:32.590	48.141	131	22.672	238	21.777	189	17	0	1:31.010	46.876	133	22.443	240	21.691	190
7	0	1:30.982	46.461	131	22.631	239	21.890	188	18	0	1:30.203	46.389	133	22.300	241	21.514	190
8	0	1:37.230	46.360	130	22.626	239	28.244	58	19	0	1:29.615	45.784	133	22.288	241	21.543	190



Testtag Porsche Carrera Cup Deutschland

PORSCHE**CARRERA CUP
DEUTSCHLAND**

Sector List Session 2

Provisional

Reg. Nr.:

Thursday, August 4, 2022 13:00:00

Nürburgring, Length: 3629m

Air temperature: 31.93°C

Track temperature: 23.4°C

Weather condition: Dry

Lap	Id	Time	SE1	SP1	SE2	SP2	SE3	SP3	TSP	Lap	Id	Time	SE1	SP1	SE2	SP2	SE3	SP3	TSP
9	0	7:11.932	6:27.215	131	22.754	240	21.963	188		20	0	1:30.061	46.081	132	22.390	243	21.590	191	
10	0	1:30.979	46.402	131	22.631	240	21.946	188		21			49.153	130	23.456	204			
11	0	1:31.555	46.828	131	22.606	241	22.121	188											

84 Alshehab, KUW(#1)**theoretical besttime: 1:29.751**

1	0	2:09.560	1:19.133	122	24.366	172	26.061	137		12	0	1:31.535	46.607	129	22.767	238	22.161	187	
2	0	1:42.072	54.672	120	24.198	229	23.202	187		13	0	1:31.857	46.920	132	22.816	238	22.121	187	
3	0	1:39.400	50.278	129	22.922	237	26.200	189		14	0	1:37.070	47.221	131	22.806	238	27.043	57	
4	0	1:33.599	48.291	127	22.893	238	22.415	190		15	0	5:20.949	4:34.137	127	23.590	232	23.222	187	
5	0	1:31.397	46.673	131	22.578	239	22.146	189		16	0	1:32.602	47.696	132	22.713	240	22.193	189	
6	0	1:31.707	46.972	131	22.583	239	22.152	188		17	0	1:33.535	46.659	132	22.613	232	24.263	190	
7	0	1:36.728	47.118	130	22.632	240	26.978	56		18	0	1:29.751	45.871	135	22.305	241	21.575	191	
8	0	5:09.048	4:24.221	130	22.775	238	22.052	188		19	0	1:45.500	50.341	125	22.955	240	32.204	188	
9	0	1:33.065	48.106	131	22.602	240	22.357	190		20	0	1:31.789	46.296	132	23.525	236	21.968	190	
10	0	1:31.855	46.796	131	22.978	238	22.081	190		21			46.831	130	27.585	132			
11	0	1:39.059	47.121	130	22.631	240	29.307	188											

94 Pereira, LUX(#1)**theoretical besttime: 1:28.652**

1	0	2:47.437	1:58.585	125	25.097	208	23.755	185		12	0	1:30.173	45.986	131	22.654	240	21.533	188	
2	0	1:34.432	47.911	127	23.082	237	23.439	190		13	0	1:38.633	46.371	129	23.046	212	29.216	57	
3	0	1:30.485	46.297	132	22.612	238	21.576	189		14	0	4:25.524	3:34.955	116	26.817	213	23.752	186	
4	0	1:29.830	45.958	133	22.454	240	21.418	189		15	0	1:32.443	47.157	125	23.149	239	22.137	190	
5	0	1:38.703	50.174	126	25.196	197	23.333	191		16	0	1:41.818	47.659	111	29.045	183	25.114	191	
6	0	1:29.564	45.797	133	22.391	240	21.376	190		17	0	1:29.213	45.410	134	22.311	241	21.492	191	
7	0	1:37.989	46.394	130	23.051	214	28.544	54		18	0	1:31.253	45.506	133	22.274	242	23.473	190	
8	0	4:22.013	3:36.157	125	23.116	238	22.740	190		19	0	1:28.962	45.720	133	22.172	242	21.070	190	
9	0	1:29.981	45.914	129	22.583	240	21.484	188		20	0	1:29.027	45.612	133	22.209	242	21.206	190	
10	0	1:29.897	45.890	130	22.587	241	21.420	188		21	0	1:32.165	46.069	131	23.409	178	22.687	192	
11	0	1:29.918	45.964	130	22.503	241	21.451	189		22			45.598	132	22.351	230			

95 Wagner, DEU(#1)**theoretical besttime: 1:29.464**

1	0	2:55.526	2:06.931	128	24.478	198	24.117	186		11	0	5:33.318	4:39.920	110	28.549	178	24.849	185	
2	0	1:34.687	48.121	129	23.218	214	23.348	189		12	0	1:38.175	49.103	132	24.638	169	24.434	191	
3	0	1:31.606	46.878	130	22.850	238	21.878	190		13	0	1:29.890	45.942	132	22.415	241	21.533	189	
4	0	1:31.171	46.661	127	22.718	240	21.792	191		14	0	1:29.578	45.671	132	22.401	241	21.506	188	
5	0	1:36.910	46.782	128	22.842	239	27.286	57		15	0	1:29.622	45.829	131	22.305	241	21.488	187	
6	0	3:58.773	3:13.997	128	22.787	240	21.989	188		16	0	1:29.776	45.893	131	22.321	241	21.562	188	
7	0	1:31.175	46.689	130	22.705	240	21.781	189		17	0	1:41.429	49.272	127	22.974	230	29.183	56	
8	0	1:30.957	46.417	130	22.767	240	21.773	190		18	0	3:47.780	3:03.374	132	22.638	241	21.768	190	
9	0	1:30.925	46.589	129	22.665	241	21.671	188		19	0	1:30.964	46.774	133	22.493	242	21.697	190	
10	0	1:36.274	46.369	130	22.715	240	27.190	56		20			48.280	127	24.263	165			

96 Slooten, DEU(#1)**theoretical besttime: 1:30.344**

1	0	2:54.748	2:06.379	124	24.213	188	24.156	184		11	0	1:33.859	48.464	130	22.747	242	22.648	188	
2	0	1:36.403	49.770	127	23.095	222	23.538	188		12	0	1:32.013	47.347	131	22.727	239	21.939	189	
3	0	1:32.249	47.314	132	22.949	237	21.986	189		13	0	1:32.159	47.346	129	22.761	240	22.052	187	
4	0	1:34.378	47.607	130	22.851	238	23.920	189		14	0	1:38.627	46.932	131	22.575	241	29.120	57	
5	0	1:31.955	46.998	128	23.012	237	21.945	187		15	0	5:31.133	4:35.492	77	28.144	161	27.497	173	
6	0	1:39.065	47.214	133	23.039	238	28.812	49		16	0	1:36.381	51.180	129	23.068	238	22.133	190	
7	0	6:14.475	5:29.303	127	23.054	238	22.118	188		17	0	1:31.304	47.021	130	22.539	240	21.744	190	
8	0	1:33.069	46.884	133	22.770	241	23.415	187		18	0	1:30.721	46.322	129	22.555	240	21.844	191	
9	0	1:31.779	46.855	125	22.988	239	21.936	187		19	0	1:30.491	46.469	130	22.387	240	21.635	190	
10	0	1:31.628	46.890	129	22.766	239	21.972	188		20			50.755	126	24.205	196			

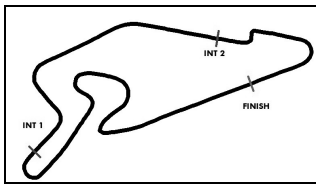
98 Seyffert, DEU(#1)**theoretical besttime: 1:29.274**

1	0	2:12.978	1:26.741	124	23.553	234	22.684	186		12	0	1:30.959	46.201	131	22.732	240	22.026	189	
2	0	1:34.700	48.291	128	23.997	236	22.412	188		13	0	1:40.699	50.977	125	22.676	240	27.046	58	
3	0	1:31.806	47.013	127	22.885	237	21.908	190		14	0	4:49.429	4:00.919	126	23.295	210	25.215	190	
4	0	1:31.979	46.311	132	23.164	235	22.504	191		15	0	1:30.972	47.034	128	22.529	238	21.409	190	
5	0	1:30.381	46.270	132	22.628	240	21.483	191		16	0	1:29.781	46.023	133	22.467	240	21.291	191	
6	0	1:31.216	47.102	127	22.563	239	21.551	190		17	0	1:29.394	45.647	133	22.336	240	21.411	190	
7	0	1:30.485	46.058	129	22.626	240	21.801	190		18	0	1:29.811	45.880	129	22.496	240	21.435	190	

ver: 1.0

Page 6 / 7 printed: 4.8.2022 13:46





Testtag Porsche Carrera Cup Deutschland

PORSCHE

**CARRERA CUP
DEUTSCHLAND**

Sector List Session 2

Provisional

Reg. Nr.:

Thursday, August 4, 2022 13:00:00

Nürburgring, Length: 3629m

Air temperature: 31.93°C

Track temperature: 23.4°C

Weather condition: Dry

Lap	Id	Time	SE1	SP1	SE2	SP2	SE3	SP3	TSP	Lap	Id	Time	SE1	SP1	SE2	SP2	SE3	SP3	TSP
8	0	1:37.030	46.959	126	23.276	240	26.795	57		19	0	1:30.381	45.876	132	22.406	239	22.099	190	
9	0	3:56.175	3:10.202	132	22.885	238	23.088	190		20	0	1:30.605	46.083	129	22.669	240	21.853	190	
10	0	1:31.271	46.535	131	22.894	238	21.842	189		21	0	1:30.057	46.165	128	22.397	240	21.495	190	
11	0	1:36.050	46.877	127	22.873	240	26.300	191		22	0	1:30.686	46.426	129	22.544	241	21.716	191	

99 Buus, DNK(#1)

theoretical besttime: 1:29.222

1	0	4:39.657	3:51.668	128	24.462	219	23.527	185		11	0	1:35.343	46.035	132	22.519	241	26.789	57	
2	0	1:33.123	47.917	128	22.908	232	22.298	186		12	0	4:05.177	3:21.304	131	22.378	241	21.495	190	
3	0	1:32.230	46.827	129	23.352	239	22.051	191		13	0	1:30.949	46.044	131	22.479	241	22.426	190	
4	0	1:29.366	45.724	132	22.306	241	21.336	190		14	0	1:34.937	46.140	133	22.419	241	26.378	57	
5	0	1:29.620	45.678	131	22.272	241	21.670	190		15	0	4:44.174	3:58.447	131	22.510	240	23.217	191	
6	0	1:29.388	45.797	129	22.319	240	21.272	189		16	0	1:30.041	46.247	131	22.412	240	21.382	190	
7	0	1:29.497	45.742	132	22.369	241	21.386	190		17	0	1:29.733	45.868	133	22.419	241	21.446	190	
8	0	1:37.412	46.177	130	22.483	235	28.752	57		18	0	1:30.460	46.407	130	22.434	242	21.619	191	
9	0	4:30.361	3:45.825	130	22.985	239	21.551	188		19			51.499	131	22.724	214			
10	0	1:30.051	45.893	131	22.354	240	21.804	188											