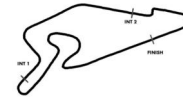


Session 1
Nürburgring



Reg. Nr.:

Provisional

Result List

Stewards / Race Management

STEWARD
STEWARD
STEWARD
RACE DIRECTOR
CLERK OF THE COURSE
TECHNICAL DELEGATE
CHIEF TIMEKEEPER

Weather Start/Finish

AIR 25.6°C
TRACK 23.4°C
CONDITIONS Dry
PRESSURE 1015 hPa
AIR 27.3°C
TRACK 23.4°C
CONDITIONS Dry
PRESSURE 1014 hPa

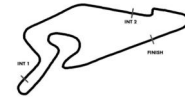
Track Information

GREEN FLAG 10:00:00
CHEQUERED FLAG 10:40:01
SAFETY CAR PHASE 0
FULL COURSE YELLOW PHASE 0
TRACK NAME Nürburgring
TRACK LENGTH 3629m
TURN COUNT 11
FASTEST LAP: #25. LTV - 1:28.537

STARTED: 30 CLASSIFIED: 30 NOT CLASSIFIED: 0 DISQUALIFIED: 0

Nr.	Drivers	Team	Lap	Best Time	Gap	Diff	Kph	Day Time
Cl.	Car	Competitor						
1	25 L.ten Voorde(NLD) Porsche 911 GT3 Cup	Team GP Elite(NLD)	16	1:28.537			147.5	10:33:37
2	24 M.van Splunteren(NLD) Porsche 911 GT3 Cup	Team GP Elite(NLD)	18	1:28.886	0.349	0.349	146.9	10:36:37
3	4 L.Hartog(NLD) Porsche 911 GT3 Cup	BLACK FALCON(DEU)	16	1:28.890	0.353	0.004	146.9	10:34:08
4	29 H.van Eindhoven(NLD) Rookie Porsche 911 GT3 Cup	GP Elite(NLD)	20	1:28.977	0.440	0.087	146.8	10:40:29
5	3 L.Heinrich(DEU) Porsche 911 GT3 Cup	SSR Huber Racing	10	1:29.009	0.472	0.032	146.7	10:24:16
6	26 J.van Kuijk(NLD) Porsche 911 GT3 Cup	Team GP Elite(NLD)	19	1:29.048	0.511	0.039	146.7	10:35:28
7	27 D.van Kuijk(NLD) Porsche 911 GT3 Cup	GP Elite(NLD)	20	1:29.096	0.559	0.048	146.6	10:38:00
8	28 L.Groeneveld(NLD) Porsche 911 GT3 Cup	GP Elite(NLD)	16	1:29.184	0.647	0.088	146.4	10:33:21
9	9 L.Hanafin(GBR) Rookie Porsche 911 GT3 Cup	FACH AUTO TECH(CHE)	20	1:29.211	0.674	0.027	146.4	10:38:10
10	14 M.Schuring(NLD) Porsche 911 GT3 Cup	SSR Huber Racing	16	1:29.309	0.772	0.098	146.2	10:37:19
11	8 A.Fach(CHE) Rookie Porsche 911 GT3 Cup	FACH AUTO TECH(CHE)	20	1:29.490	0.953	0.181	145.9	10:39:23
12	20 H.Proczyk(AUT) Porsche 911 GT3 Cup	HP Racing International(DEU)	16	1:29.525	0.988	0.035	145.9	10:31:26
13	98 J.Seyffert(DEU) Rookie Porsche 911 GT3 Cup	HP Racing International(DEU)	18	1:29.542	1.005	0.017	145.9	10:39:10
14	6 C.Rivas(LUX) ProAM Porsche 911 GT3 Cup	BLACK FALCON(DEU)	19	1:29.568	1.031	0.026	145.8	10:38:42
15	57 R.van Buren(NLD) Porsche 911 GT3 Cup	Huber Racing	16	1:29.578	1.041	0.010	145.8	10:36:34
16	23 L.Ertl(DEU) Porsche 911 GT3 Cup	CarTech Motorsport by Nigrin(DEU)	16	1:29.760	1.223	0.182	145.5	10:28:38
17	31 S.Freytmuth(DEU) Rookie Porsche 911 GT3 Cup	HRT Performance	18	1:29.778	1.241	0.018	145.5	10:36:45
18	40 J.Honkavuori(FIN) Porsche 911 GT3 Cup	ID Racing(DEU)	18	1:29.798	1.261	0.020	145.4	10:38:44
19	94 D.Pereira(LUX) Porsche 911 GT3 Cup	IronForce Racing by Phoenix	16	1:29.820	1.283	0.022	145.4	10:35:13
20	99 B.Buus(DNK) Porsche 911 GT3 Cup	Allied-Racing(DEU)	11	1:29.899	1.362	0.079	145.3	10:21:08
21	13 A.Tauscher(DEU) Rookie Porsche 911 GT3 Cup	Allied-Racing(DEU)	18	1:30.306	1.769	0.407	144.6	10:34:55

Session 1
Nürburgring




Reg. Nr.:

Provisional

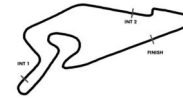
Result List

Nr.	Drivers	Team	Lap	Best Time	Gap	Diff	Kph	Day Time
Cl.	Car	Competitor						
22	5 S.Spreng(DEU) ProAM Porsche 911 GT3 Cup	BLACK FALCON(DEU)	18	1:30.325	1.788	0.019	144.6	10:40:05
23	75 A.Levi(ISR) Rookie Porsche 911 GT3 Cup	Huber Racing	13	1:30.406	1.869	0.081	144.5	10:30:00
24	95 R.Wagner(DEU) Porsche 911 GT3 Cup	IronForce Racing by Phoenix	13	1:30.885	2.348	0.479	143.7	10:30:12
25	84 A.Alshehab(KUW) ProAM Porsche 911 GT3 Cup	CarTech Motorsport by Nigrin(DEU)	19	1:30.917	2.380	0.032	143.6	10:40:10
26	2 G.Donchev(BGR) ProAM Porsche 911 GT3 Cup	Huber Racing	18	1:30.980	2.443	0.063	143.5	10:35:27
27	44 J.Greif(DEU) Rookie Porsche 911 GT3 Cup	SSR Huber Racing	19	1:31.278	2.741	0.298	143.1	10:36:53
28	65 K.Pfister(DEU) ProAM Porsche 911 GT3 Cup	HRT Performance	11	1:31.409	2.872	0.131	142.9	10:25:29
29	7 C.Langer(DEU) ProAM Porsche 911 GT3 Cup	FACH AUTO TECH(CHE)	21	1:31.541	3.004	0.132	142.7	10:40:23
30	68 T.Stender(DEU) Rookie Porsche 911 GT3 Cup	HRT Motorsport(DEU)	12	1:32.310	3.773	0.769	141.5	10:27:13

Subject to final scrutineering!

Publication time:	Clerk of the Course:	Timekeeper: 
-------------------	----------------------	---

Session 1
Nürburgring



Reg. Nr.:

Provisional

Class Result List

Stewards / Race Management

STEWARD
STEWARD
STEWARD
RACE DIRECTOR
CLERK OF THE COURSE
TECHNICAL DELEGATE
CHIEF TIMEKEEPER

Weather Start/Finish

AIR 25.6°C
TRACK 23.4°C
CONDITIONS Dry
PRESSURE 1015 hPa
AIR 27.3°C
TRACK 23.4°C
CONDITIONS Dry
PRESSURE 1014 hPa

Track Information

GREEN FLAG 10:00:00
CHEQUERED FLAG 10:40:01
SAFETY CAR PHASE 0
FULL COURSE YELLOW PHASE 0
TRACK NAME Nürburgring
TRACK LENGTH 3629m
TURN COUNT 11
FASTEST LAP: #25. LTV - 1:28.537

STARTED: 30 CLASSIFIED: 30 NOT CLASSIFIED: 0 DISQUALIFIED: 0

Nr.	Drivers	Team	Lap	Best Time	Gap	Diff	Kph	Day Time
	Car	Competitor						

CLASS: Rookie

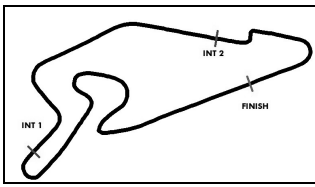
Started: 9	Classified: 9	Not Classified: 0						
1	29 H.van Eindhoven(NLD) Porsche 911 GT3 Cup	GP Elite(NLD)	20	1:28.977			146.8	10:40:29
2	9 L.Hanafin(GBR) Porsche 911 GT3 Cup	FACH AUTO TECH(CHE)	20	1:29.211	0.234	0.234	146.4	10:38:10
3	8 A.Fach(CHE) Porsche 911 GT3 Cup	FACH AUTO TECH(CHE)	20	1:29.490	0.513	0.279	145.9	10:39:23
4	98 J.Seyffert(DEU) Porsche 911 GT3 Cup	HP Racing International(DEU)	18	1:29.542	0.565	0.052	145.9	10:39:10
5	31 S.Freythuth(DEU) Porsche 911 GT3 Cup	HRT Performance	18	1:29.778	0.801	0.236	145.5	10:36:45
6	13 A.Tauscher(DEU) Porsche 911 GT3 Cup	Allied-Racing(DEU)	18	1:30.306	1.329	0.528	144.6	10:34:55
7	75 A.Levi(ISR) Porsche 911 GT3 Cup	Huber Racing	13	1:30.406	1.429	0.100	144.5	10:30:00
8	44 J.Greif(DEU) Porsche 911 GT3 Cup	SSR Huber Racing	19	1:31.278	2.301	0.872	143.1	10:36:53
9	68 T.Stender(DEU) Porsche 911 GT3 Cup	HRT Motorsport(DEU)	12	1:32.310	3.333	1.032	141.5	10:27:13

CLASS: ProAM

Started: 6	Classified: 6	Not Classified: 0						
1	6 C.Rivas(LUX) Porsche 911 GT3 Cup	BLACK FALCON(DEU)	19	1:29.568			145.8	10:38:42
2	5 S.Spreng(DEU) Porsche 911 GT3 Cup	BLACK FALCON(DEU)	18	1:30.325	0.757	0.757	144.6	10:40:05
3	84 A.Alshehab(KUW) Porsche 911 GT3 Cup	CarTech Motorsport by Nigrin(DEU)	19	1:30.917	1.349	0.592	143.6	10:40:10
4	2 G.Donchev(BGR) Porsche 911 GT3 Cup	Huber Racing	18	1:30.980	1.412	0.063	143.5	10:35:27
5	65 K.Pfister(DEU) Porsche 911 GT3 Cup	HRT Performance	11	1:31.409	1.841	0.429	142.9	10:25:29
6	7 C.Langer(DEU) Porsche 911 GT3 Cup	FACH AUTO TECH(CHE)	21	1:31.541	1.973	0.132	142.7	10:40:23

Subject to final scrutineering!

Publication time:	Clerk of the Course:	Timekeeper:
-------------------	----------------------	-------------



Testtag Porsche Carrera Cup Deutschland

PORSCHE**CARRERA CUP
DEUTSCHLAND**

Sector List Session 1

Provisional

Reg. Nr.:

Thursday, August 4, 2022 10:00:00

Nürburgring, Length: 3629m

Air temperature: 27.85°C

Track temperature: 23.4°C

Weather condition: Dry

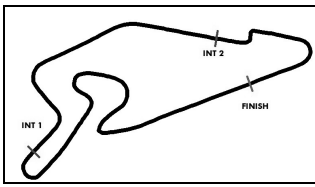
Lap Id	Time	SE1	SP1	SE2	SP2	SE3	SP3	TSP	Lap Id	Time	SE1	SP1	SE2	SP2	SE3	SP3	TSP
2 Donchev, BGR(#1)									theoretical besttime: 1:30.973								
1	0	2:22.354	1:28.694	96	28.400	176	25.260	187	12	0	1:43.335	47.366	132	22.729	241	33.240	188
2	0	1:35.819	49.957	129	23.377	237	22.485	187	13	0	1:32.977	48.170	131	22.672	241	22.135	190
3	0	1:32.682	46.962	132	23.049	238	22.671	187	14	0	1:31.513	46.667	131	22.790	241	22.056	188
4	0	1:32.038	47.094	131	23.001	240	21.943	188	15	0	1:31.904	47.256	131	22.760	241	21.888	189
5	0	1:33.032	47.326	121	23.277	240	22.429	187	16	0	1:37.658	47.063	129	22.694	241	27.901	55
6	0	1:32.329	47.318	126	23.053	238	21.958	189	17	0	4:39.384	3:54.335	130	22.980	240	22.069	189
7	0	1:33.453	47.344	127	22.978	240	23.131	188	18	0	1:30.980	46.426	131	22.659	240	21.895	188
8	0	1:33.080	47.160	128	23.026	240	22.894	188	19	0	1:54.158	1:07.512	125	24.623	240	22.023	189
9	0	1:41.000	46.984	130	22.873	241	31.143	55	20	0	1:31.643	46.632	130	22.697	241	22.314	188
10	0	4:51.852	4:02.054	127	25.165	236	24.633	187	21	0	1:32.365	46.448	131	22.662	241	23.255	181
11	0	1:31.356	46.477	124	22.818	240	22.061	190									

3 Heinrich, DEU(#1)									theoretical besttime: 1:28.926								
1	0	2:19.972	1:24.500	105	27.972	122	27.500	180	10	0	1:29.009	45.522	132	22.266	241	21.221	188
2	0	1:55.493	57.414	121	29.883	133	28.196	186	11	0	1:30.532	45.800	132	22.534	240	22.198	190
3	0	1:46.494	56.027	128	23.653	229	26.814	163	12	0	1:29.028	45.533	133	22.228	241	21.267	190
4	0	1:41.847	52.453	129	23.026	233	26.368	173	13	0	1:36.216	45.985	132	22.423	241	27.808	57
5	0	1:52.098	53.715	110	28.856	141	29.527	153	14	0	7:16.805	6:33.015	132	22.493	236	21.297	188
6	0	1:54.656	56.705	127	26.074	130	31.877	56	15	0	1:36.536	50.048	132	22.922	177	23.566	191
7	0	8:14.847	7:26.582	127	24.477	187	23.788	184	16	0	1:31.294	47.720	133	22.333	241	21.241	190
8	0	1:32.334	46.445	132	22.609	233	23.280	190	17	0	1:30.183	45.477	128	22.289	242	22.417	190
9	0	1:29.652	45.695	131	22.332	241	21.625	190									

4 Hartog, NLD(#1)									theoretical besttime: 1:28.469								
1	0	4:14.467					4:14.467		11	0	1:30.392	45.986	129	22.485	240	21.921	190
2	0	2:12.225	1:25.137	125	24.575	235	22.513	186	12	0	1:30.461	46.333	132	22.423	242	21.705	190
3	0	1:32.034	47.136	129	22.690	236	22.208	190	13	0	1:37.387	46.505	132	22.556	240	28.326	57
4	0	1:30.799	46.022	131	22.967	238	21.810	190	14	0	5:11.341	4:25.544	129	23.100	235	22.697	187
5	0	1:29.240	45.783	127	22.507	240	20.950	189	15	0	1:30.460	46.382	131	22.356	241	21.722	190
6	0	1:30.892	45.708	130	22.407	241	22.777	190	16	0	1:28.890	45.423	132	22.277	241	21.190	191
7	0	1:30.114	45.766	132	22.859	237	21.489	188	17	0	1:29.174	45.311	129	22.208	241	21.655	190
8	0	1:29.635	45.792	131	22.425	240	21.418	189	18	0	1:30.257	46.618	128	22.435	241	21.204	190
9	0	1:34.904	45.917	130	22.588	238	26.399	57	19	0	1:29.342	45.480	127	22.365	241	21.497	190
10	0	4:15.148	3:31.110	132	22.485	241	21.553	191	20	0	1:40.367	48.725	122	22.856	227	28.786	57

5 Spreng, DEU(#1)									theoretical besttime: 1:30.223								
1	0	4:11.205					4:11.205		10	0	7:26.841	6:41.576	127	22.892	240	22.373	188
2	0	2:17.029	1:27.957	116	25.169	188	23.903	184	11	0	1:32.076	47.256	130	22.577	240	22.243	188
3	0	1:35.430	48.934	129	23.410	236	23.086	186	12	0	1:31.154	46.535	130	22.699	241	21.920	189
4	0	1:35.174	48.823	129	23.178	237	23.173	187	13	0	1:38.039	47.269	130	22.730	240	28.040	57
5	0	1:33.471	47.770	129	23.213	238	22.488	186	14	0	4:22.472	3:33.596	115	26.245	233	22.631	186
6	0	1:33.591	48.488	127	22.889	239	22.214	187	15	0	1:31.285	46.798	127	22.626	239	21.861	188
7	0	1:32.557	47.578	129	22.901	239	22.078	188	16	0	1:31.050	46.619	131	22.562	240	21.869	189
8	0	1:32.153	47.124	131	23.023	239	22.006	188	17	0	1:30.725	46.570	128	22.537	239	21.618	189
9	0	1:40.497	47.295	128	22.949	239	30.253	57	18	0	1:30.325	46.100	130	22.505	240	21.720	189

6 Rivas, LUX(#1)									theoretical besttime: 1:29.378								
1	0	4:09.821					4:09.821		11	0	1:30.783	46.413	133	22.643	242	21.727	191
2	0	2:13.642	1:26.716	126	23.981	233	22.945	186	12	0	1:31.080	46.700	131	22.643	240	21.737	189
3	0	1:34.027	48.478	129	23.224	237	22.325	188	13	0	1:30.832	46.514	135	22.590	240	21.728	189
4	0	1:33.749	47.888	127	23.156	239	22.705	188	14	0	1:30.613	46.340	134	22.595	241	21.678	190
5	0	1:31.836	47.015	125	22.830	240	21.991	188	15	0	1:41.965	49.566	121	23.735	239	28.664	57
6	0	1:31.274	46.615	130	22.817	240	21.842	189	16	0	4:20.443	3:34.065	130	23.313	188	23.065	188
7	0	1:31.048	46.432	130	22.813	238	21.803	190	17	0	1:32.695	46.848	135	23.703	215	22.144	188
8	0	1:30.936	46.263	130	22.665	240	22.008	184	18	0	1:30.207	46.236	124	22.434	240	21.537	190
9	0	1:39.561	46.778	129	22.804	240	29.979	57	19	0	1:29.568	45.523	133	22.378	241	21.667	191
10	0	4:48.377	4:03.541	135	22.880	238	21.956	190	20	0	1:31.222	46.894	132	22.851	239	21.477	191



Testtag Porsche Carrera Cup Deutschland

PORSCHE**CARRERA CUP
DEUTSCHLAND**

Sector List Session 1

Provisional

Reg. Nr.:

Thursday, August 4, 2022 10:00:00

Nürburgring, Length: 3629m

Air temperature: 27.85°C

Track temperature: 23.4°C

Weather condition: Dry

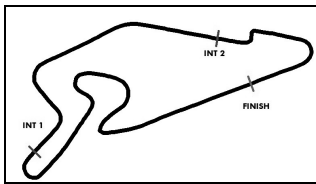
Lap Id	Time	SE1	SP1	SE2	SP2	SE3	SP3	TSP	Lap Id	Time	SE1	SP1	SE2	SP2	SE3	SP3	TSP
7 Langer, DEU(#1)									theoretical besttime: 1:31.518								
1	0	2:20.476	1:25.995	104	27.347	140	27.134	184	12	0	1:32.593	47.517	126	22.904	240	22.172	188
2	0	1:39.702	52.491	124	23.844	234	23.367	186	13	0	1:32.797	47.722	131	22.952	239	22.123	187
3	0	1:38.256	49.412	126	25.362	210	23.482	186	14	0	1:32.422	47.180	131	22.771	240	22.471	188
4	0	1:37.784	50.072	124	23.541	235	24.171	178	15	0	1:44.445	49.465	131	23.866	165	31.114	56
5	0	1:35.500	49.743	125	23.259	236	22.498	184	16	0	4:22.867	3:37.369	129	23.033	238	22.465	187
6	0	1:33.483	48.082	129	23.165	238	22.236	188	17	0	1:34.221	47.602	130	23.824	216	22.795	189
7	0	1:40.664	48.551	131	23.051	237	29.062	58	18	0	1:34.797	47.698	124	23.242	178	23.857	186
8	0	5:07.308	4:19.093	121	24.159	166	24.056	185	19	0	1:32.063	46.904	129	23.086	237	22.073	188
9	0	1:32.820	47.560	130	23.030	238	22.230	187	20	0	1:33.409	47.161	130	23.971	238	22.277	189
10	0	1:32.839	47.491	126	23.064	237	22.284	190	21	0	1:31.541	46.778	131	22.667	240	22.096	188
11	0	1:32.596	47.324	131	22.948	238	22.324	187									

Lap Id	Time	SE1	SP1	SE2	SP2	SE3	SP3	TSP	Lap Id	Time	SE1	SP1	SE2	SP2	SE3	SP3	TSP
8 Fach, CHE(#1)									theoretical besttime: 1:29.391								
1	0	2:00.693	1:13.546	127	23.895	214	23.252	187	12	0	1:30.656	45.903	133	22.475	241	22.278	190
2	0	1:34.015	48.015	129	23.244	238	22.756	188	13	0	1:30.251	45.989	133	22.523	242	21.739	191
3	0	1:32.792	47.354	132	23.065	239	22.373	190	14	0	1:37.022	46.463	133	22.568	241	27.991	57
4	0	1:33.808	47.852	125	23.524	241	22.432	190	15	0	5:30.923	4:45.625	129	23.151	239	22.147	188
5	0	1:32.372	47.018	128	22.775	240	22.579	190	16	0	1:31.406	46.686	132	22.716	240	22.004	191
6	0	1:31.060	46.473	132	22.824	240	21.763	190	17	0	1:33.262	48.312	129	22.951	241	21.999	190
7	0	1:31.477	46.611	122	22.843	241	22.023	189	18	0	1:29.988	45.650	132	22.492	241	21.846	189
8	0	1:30.755	46.296	132	22.694	242	21.765	190	19	0	1:30.478	46.595	130	22.459	241	21.424	191
9	0	1:38.467	48.198	130	22.596	241	27.673	58	20	0	1:29.490	45.700	132	22.317	241	21.473	190
10	0	5:43.488	4:58.745	133	22.729	240	22.014	188	21	0	1:30.492	45.923	120	22.850	241	21.719	191
11	0	1:30.579	46.174	133	22.582	241	21.823	188									

Lap Id	Time	SE1	SP1	SE2	SP2	SE3	SP3	TSP	Lap Id	Time	SE1	SP1	SE2	SP2	SE3	SP3	TSP
9 Hanafin, GBR(#1)									theoretical besttime: 1:29.099								
1	0	2:28.120	1:38.492	125	26.167	204	23.461	184	12	0	1:32.028	46.094	130	22.649	241	23.285	191
2	0	1:36.705	50.061	127	23.818	215	22.826	187	13	0	1:35.309	48.738	127	24.247	205	22.324	189
3	0	1:34.598	47.525	131	24.063	121	23.010	189	14	0	1:30.257	46.058	131	22.704	240	21.495	189
4	0	1:32.096	47.446	130	22.725	241	21.925	188	15	0	1:30.149	46.199	133	22.405	242	21.545	190
5	0	1:30.910	46.487	129	22.776	241	21.647	189	16	0	1:37.352	47.252	128	22.587	241	27.513	57
6	0	1:30.942	46.414	130	22.803	238	21.725	188	17	0	3:51.427	3:04.509	125	23.975	197	22.943	188
7	0	1:31.339	46.078	130	22.758	241	22.503	189	18	0	1:38.555	54.235	129	22.770	239	21.550	190
8	0	1:30.782	46.293	128	22.711	242	21.778	188	19	0	1:29.523	45.858	133	22.272	241	21.393	190
9	0	1:41.918	47.271	129	22.861	212	31.786	49	20	0	1:29.211	45.602	133	22.292	241	21.317	189
10	0	5:28.519	4:43.273	129	23.210	233	22.036	188	21	0	1:29.242	45.510	133	22.317	241	21.415	190
11	0	1:30.246	46.202	132	22.550	241	21.494	190	22	0	1:30.025	45.782	132	22.350	241	21.893	190

Lap Id	Time	SE1	SP1	SE2	SP2	SE3	SP3	TSP	Lap Id	Time	SE1	SP1	SE2	SP2	SE3	SP3	TSP
13 Tauscher, DEU(#1)									theoretical besttime: 1:30.042								
1	0	2:38.402	1:46.659	127	27.481	151	24.262	183	11	0	1:31.103	46.577	131	22.883	239	21.643	189
2	0	1:35.118	48.123	130	23.390	218	23.605	188	12	0	1:30.631	46.474	131	22.627	241	21.530	188
3	0	1:34.183	48.570	127	23.329	239	22.284	188	13	0	1:37.162	46.823	133	22.711	242	27.628	57
4	0	1:32.888	47.453	132	22.963	239	22.472	188	14	0	5:20.738	4:34.776	130	23.097	237	22.865	185
5	0	1:32.511	47.508	130	22.940	240	22.063	189	15	0	1:32.575	47.571	132	22.541	240	22.463	189
6	0	1:32.355	47.121	132	23.091	241	22.143	189	16	0	1:30.804	46.449	133	22.519	241	21.836	189
7	0	1:37.792	47.547	131	22.738	240	27.507	57	17	0	1:30.752	46.771	132	22.357	241	21.624	190
8	0	3:44.677	3:00.189	132	22.779	240	21.709	187	18	0	1:30.306	46.175	132	22.595	240	21.536	190
9	0	1:31.101	46.581	131	22.634	240	21.886	188	19	0	1:35.368	46.155	132	22.526	241	26.687	57
10	0	1:31.838	46.598	129	23.259	241	21.981	188	20	0	3:54.279	3:09.174	133	22.576	242	22.529	187

Lap Id	Time	SE1	SP1	SE2	SP2	SE3	SP3	TSP	Lap Id	Time	SE1	SP1	SE2	SP2	SE3	SP3	TSP
14 Schuring, NLD(#1)									theoretical besttime: 1:29.197								
1	0	2:18.420	1:20.716	104	29.958	146	27.746	135	10	0	1:30.079	46.137	123	22.386	242	21.556	190
2	0	1:48.954	56.192	110	27.922	156	24.840	166	11	0	1:29.503	45.844	134	22.265	242	21.394	191
3	0	1:48.460	56.777	119	25.671	203	26.012	178	12	0	1:29.420	45.698	135	22.284	242	21.438	188
4	0	1:45.349	56.312	129	24.024	224	25.013	187	13	0	1:37.838	46.030	132	22.469	242	29.339	57
5	0	1:55.545	55.817	102	28.763	142	30.965	151	14	0	6:25.212	5:38.925	131	23.090	185	23.197	191
6	0	2:03.231	1:00.162	73	30.566	141	32.503	55	15	0	1:30.578	46.307	133	22.406	240	21.865	191
7	0	7:03.740	6:14.745	104	25.865	183	23.130	188	16	0	1:29.309	45.682	133	22.377	242	21.250	191
8	0	1:31.050	47.064	132	22.481	240	21.505	190	17	0	1:30.928	46.230	132	22.828	242	21.870	191
9	0	1:32.200	46.766	128	22.459	226	22.975	191	18	0	1:29.611	45.823	134	22.329	242	21.459	190



Testtag Porsche Carrera Cup Deutschland

PORSCHE**CARRERA CUP
DEUTSCHLAND**

Sector List Session 1

Provisional

Reg. Nr.:

Thursday, August 4, 2022 10:00:00

Nürburgring, Length: 3629m

Air temperature: 27.85°C

Track temperature: 23.4°C

Weather condition: Dry

Lap	Id	Time	SE1	SP1	SE2	SP2	SE3	SP3	TSP	Lap	Id	Time	SE1	SP1	SE2	SP2	SE3	SP3	TSP
20		Proczyk, AUT(#1)																	theoretical besttime: 1:29.268
1	0	2:47.653	1:56.592	122	26.452	210	24.609	182		12	0	1:29.905	46.005	132	22.488	240	21.412	190	
2	0	1:37.515	50.706	128	23.696	235	23.113	188		13	0	1:29.721	45.792	133	22.501	241	21.428	190	
3	0	1:35.070	47.953	125	23.401	238	23.716	188		14	0	1:30.424	45.564	133	22.320	240	22.540	188	
4	0	1:33.356	47.407	131	23.082	238	22.867	188		15	0	1:29.564	45.636	135	22.434	240	21.494	190	
5	0	1:33.292	48.046	129	23.014	240	22.232	188		16	0	1:29.525	45.659	133	22.333	240	21.533	190	
6	0	1:31.673	46.942	131	22.898	240	21.833	189		17	0	1:30.345	45.974	132	22.374	241	21.997	189	
7	0	1:31.015	46.491	133	22.752	240	21.772	189		18	0	1:35.514	46.022	130	22.638	240	26.854	57	
8	0	1:31.238	46.828	131	22.757	239	21.653	188		19	0	3:51.561	3:06.838	132	22.691	237	22.032	190	
9	0	1:38.434	46.832	136	22.772	239	28.830	57		20	0	1:29.913	46.151	133	22.292	241	21.470	190	
10	0	7:03.460	6:16.387	127	23.803	231	23.270	185		21	0	1:29.578	45.725	133	22.326	240	21.527	190	
11	0	1:34.497	49.161	130	23.064	236	22.272	187											

23		Ertl, DEU(#1)																	theoretical besttime: 1:29.737
1	0	2:25.267	1:36.486	126	24.935	187	23.846	184		13	0	1:38.340	46.606	131	22.835	240	28.899	57	
2	0	1:37.853	50.988	129	23.852	203	23.013	186		14	0	4:39.443	3:51.625	128	24.930	215	22.888	185	
3	0	1:33.250	47.672	131	23.503	235	22.075	188		15	0	1:32.235	47.683	126	22.676	240	21.876	190	
4	0	1:31.553	46.903	131	22.806	240	21.844	188		16	0	1:29.760	45.814	134	22.339	240	21.607	190	
5	0	1:31.190	46.785	130	22.748	240	21.657	188		17	0	1:30.909	46.029	131	22.426	241	22.454	191	
6	0	1:31.228	46.705	130	22.781	240	21.742	189		18	0	1:30.683	46.515	131	22.544	241	21.624	190	
7	0	1:32.004	46.650	127	22.729	241	22.625	188		19	0	1:30.145	45.953	128	22.316	241	21.876	190	
8	0	1:31.728	46.861	131	22.895	242	21.972	190		20	0	1:30.361	46.148	131	22.457	241	21.756	190	
9	0	1:30.882	46.430	131	22.646	241	21.806	188		21	0	1:30.231	46.157	132	22.451	241	21.623	188	
10	0	1:31.132	46.460	130	22.696	241	21.976	188		22	0	1:38.635	47.664	126	22.665	242	28.306	57	
11	0	1:30.704	46.420	130	22.654	240	21.630	190		23			3:10.141	131	22.473	240			
12	0	1:31.156	46.406	127	22.782	241	21.968	188											

24		van Splunteren, NLD(#1)																	theoretical besttime: 1:28.746
1	0	2:13.390	1:26.651	128	23.998	231	22.741	185		12	0	1:29.991	45.991	133	22.433	241	21.567	189	
2	0	1:33.826	47.867	130	23.018	235	22.941	186		13	0	1:30.567	46.480	131	22.498	240	21.589	190	
3	0	1:39.843	48.538	123	23.881	236	27.424	57		14	0	1:36.195	46.158	125	22.925	240	27.112	57	
4	0	4:37.368	3:52.229	129	23.136	235	22.003	188		15	0	3:45.155	2:55.690	133	23.453	204	26.012	190	
5	0	1:31.031	46.674	130	22.633	238	21.724	188		16	0	1:30.088	45.937	131	22.437	241	21.714	192	
6	0	1:30.243	46.143	132	22.545	240	21.555	188		17	0	1:28.920	45.320	131	22.174	241	21.426	190	
7	0	1:30.968	46.281	126	22.623	241	22.064	188		18	0	1:28.886	45.460	131	22.163	242	21.263	191	
8	0	1:29.910	46.064	131	22.496	240	21.350	188		19	0	1:29.197	45.555	131	22.209	241	21.433	190	
9	0	1:34.754	45.939	130	22.446	242	26.369	57		20	0	1:30.062	46.148	132	22.432	241	21.482	190	
10	0	4:36.216	3:52.084	131	22.567	238	21.565	189		21			45.559	132	22.343	241			
11	0	1:29.865	45.737	131	22.484	240	21.644	190											

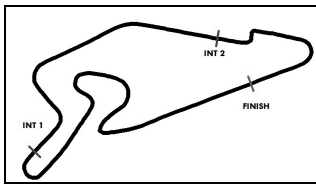
25		ten Voorde, NLD(#1)																	theoretical besttime: 1:28.384
1	0	2:11.569	1:24.251	126	24.328	200	22.990	185		11	0	1:34.137	45.834	132	22.491	241	25.812	57	
2	0	1:34.374	48.656	130	23.161	222	22.557	189		12	0	4:07.834	3:18.262	131	26.641	167	22.931	191	
3	0	1:31.612	47.032	132	22.889	239	21.691	189		13	0	1:35.259	46.012	132	22.476	242	26.771	56	
4	0	1:31.339	46.784	130	22.749	241	21.806	190		14	0	4:48.944	4:02.974	128	23.527	212	22.443	188	
5	0	1:30.801	46.578	132	22.632	240	21.591	190		15	0	1:31.686	46.463	133	22.590	220	22.633	192	
6	0	1:30.514	46.343	131	22.671	240	21.500	190		16	0	1:28.537	45.298	133	22.164	242	21.075	190	
7	0	1:36.016	46.186	129	22.611	241	27.219	56		17	0	1:29.123	45.145	133	22.180	242	21.798	192	
8	0	4:05.359	3:21.406	131	22.498	241	21.455	190		18	0	1:33.648	45.284	132	22.213	242	26.151	57	
9	0	1:29.658	45.746	129	22.511	241	21.401	188		19			3:44.219	131	23.378	206			
10	0	1:29.590	45.700	131	22.486	241	21.404	189											

26		van Kuijk, NLD(#1)																	theoretical besttime: 1:28.790
1	0	2:10.076	1:21.972	123	24.767	211	23.337	183		13	0	1:30.014	45.951	131	22.595	240	21.468	190	
2	0	1:35.559	49.480	131	23.350	230	22.729	187		14	0	1:33.263	46.633	133	22.613	241	24.017	190	
3	0	1:33.035	48.118	132	22.948	239	21.969	189		15	0	1:38.850	46.325	126	22.764	240	29.761	58	
4	0	1:31.753	47.031	133	22.951	240	21.771	189		16	0	5:01.025	4:14.545	129	23.888	205	22.592	188	
5	0	1:31.061	46.716	132	22.711	240	21.634	189		17	0	1:31.725	47.096	132	22.744	238	21.885	191	
6	0	1:30.716	46.258	132	22.731	240	21.727	189		18	0	1:30.176	45.763	132	22.530	240	21.883	191	
7	0	1:32.045	46.257	134	23.311	227	22.477	189		19	0	1:29.048	45.320	134	22.327	240	21.401	189	
8	0	1:30.394	46.336	133	22.624	240	21.434	189		20	0	1:29.421	45.951	132	22.275	241	21.195	190	
9	0	1:38.431	46.239	132	22.739	239	29.453	57		21	0	1:29.152	45.557	133	22.374	240	21.221	191	

ver: 1.0

Page 3/ 6 printed: 4.8.2022 10:45





Testtag Porsche Carrera Cup Deutschland

PORSCHE**CARRERA CUP
DEUTSCHLAND**

Sector List Session 1

Provisional

Reg. Nr.:

Thursday, August 4, 2022 10:00:00

Nürburgring, Length: 3629m

Air temperature: 27.85°C

Track temperature: 23.4°C

Weather condition: Dry

Lap	Id	Time	SE1	SP1	SE2	SP2	SE3	SP3	TSP	Lap	Id	Time	SE1	SP1	SE2	SP2	SE3	SP3	TSP
10	0	3:39.578	2:54.327	132	22.612	239	22.639	189		22	0	1:31.430	46.497	129	22.608	240	22.325	191	
11	0	1:31.313	46.303	131	23.040	240	21.970	189		23	0	1:30.420	45.865	132	22.362	240	22.193	191	
12	0	1:30.429	46.340	131	22.630	240	21.459	190											

27 van Kuijk, NLD(#1)

theoretical besttime: 1:29.010

1	0	2:24.566	1:33.741	116	26.344	183	24.481	183		12	0	1:30.505	46.492	133	22.506	240	21.507	188	
2	0	1:37.860	51.096	126	23.998	227	22.766	185		13	0	1:30.582	46.470	127	22.617	240	21.495	188	
3	0	1:32.834	47.797	128	23.211	238	21.826	187		14	0	1:30.360	46.246	129	22.625	241	21.489	188	
4	0	1:31.588	46.744	133	22.988	238	21.856	187		15	0	1:30.206	46.090	130	22.555	240	21.561	188	
5	0	1:30.918	46.528	131	22.577	241	21.813	188		16	0	1:40.464	46.819	131	22.878	241	30.767	57	
6	0	1:31.314	47.041	129	22.606	241	21.667	188		17	0	4:59.515	4:05.134	120	26.793	155	27.588	183	
7	0	1:32.039	46.885	128	22.852	242	22.302	187		18	0	1:37.219	49.648	127	23.720	200	23.851	187	
8	0	1:30.863	46.368	129	22.582	240	21.913	187		19	0	1:31.173	46.199	131	22.428	240	22.546	188	
9	0	1:39.308	46.607	126	22.634	240	30.067	58		20	0	1:29.096	45.722	131	22.197	240	21.177	190	
10	0	4:18.197	3:33.770	131	22.576	239	21.851	188		21	0	1:29.183	45.636	130	22.297	240	21.250	188	
11	0	1:31.717	46.935	126	22.637	240	22.145	186		22	0	1:30.103	46.306	131	22.394	241	21.403	189	

28 Groeneveld, NLD(#1)

theoretical besttime: 1:28.975

1	0	2:31.162	1:43.630	127	23.777	219	23.755	185		11	0	1:31.924	46.350	130	22.634	240	22.940	188	
2	0	1:37.724	48.905	124	25.839	209	22.980	190		12	0	1:38.317	47.016	113	24.845	240	26.456	57	
3	0	1:31.686	47.042	131	22.740	238	21.904	187		13	0	4:07.169	3:17.365	125	22.879	238	26.925	57	
4	0	1:53.209	47.142	125	22.751	240	43.316	188		14	0	4:22.148	3:36.847	115	23.288	236	22.013	188	
5	0	1:30.920	46.574	127	22.569	239	21.777	187		15	0	1:30.908	46.420	131	22.496	240	21.992	188	
6	0	1:30.837	46.535	127	22.688	239	21.614	188		16	0	1:29.184	45.623	132	22.285	240	21.276	190	
7	0	1:35.349	46.566	129	22.735	239	26.048	57		17	0	1:29.824	45.911	132	22.369	240	21.544	189	
8	0	3:29.978	2:45.756	126	22.686	238	21.536	188		18	0	1:30.833	45.446	132	22.253	241	23.134	153	
9	0	1:30.484	46.161	128	22.622	240	21.701	188		19	0	1:37.891	48.430	128	22.768	240	26.693	57	
10	0	1:30.311	46.400	131	22.467	241	21.444	190		20	0	4:09.038	3:21.012	121	24.252	198	23.774	188	

29 van Eindhoven, NLD(#1)

theoretical besttime: 1:28.900

1	0	2:30.252	1:42.923	127	23.903	205	23.426	183		11	0	1:36.457	46.908	129	22.740	240	26.809	57	
2	0	1:38.411	49.198	125	26.115	210	23.098	187		12	0	5:33.553	4:41.211	121	26.246	212	26.096	188	
3	0	1:33.621	48.737	129	22.930	238	21.954	188		13	0	1:30.666	46.432	131	22.592	240	21.642	187	
4	0	1:34.084	47.223	130	22.802	234	24.059	189		14	0	1:30.163	46.089	131	22.489	240	21.585	187	
5	0	1:32.221	47.331	130	22.856	237	22.034	186		15	0	1:36.028	46.666	132	22.551	241	26.811	57	
6	0	1:38.727	46.950	130	22.940	238	28.837	57		16	0	3:27.126	2:40.377	130	23.322	201	23.427	187	
7	0	4:07.460	3:22.592	130	22.810	237	22.058	186		17	0	1:32.259	46.859	128	22.626	231	22.774	190	
8	0	1:30.642	46.489	128	22.602	240	21.551	188		18	0	1:28.996	45.535	132	22.219	241	21.242	190	
9	0	1:30.677	46.526	130	22.544	239	21.607	188		19	0	1:37.780	45.636	131	22.987	167	29.157	191	
10	0	1:30.856	46.506	132	22.710	238	21.640	188		20	0	1:28.977	45.476	132	22.182	241	21.319	190	

31 Freymuth, DEU(#1)

theoretical besttime: 1:29.778

1	0	4:12.568					4:12.568			12	0	1:31.172	46.345	131	22.827	240	22.000	190	
2	0	2:13.449	1:25.647	128	24.510	228	23.292	187		13	0	1:36.321	46.313	122	22.815	239	27.193	58	
3	0	1:34.283	48.503	128	23.059	238	22.721	189		14	0	4:33.435	3:47.665	130	23.309	238	22.461	187	
4	0	1:33.521	47.330	128	23.629	225	22.562	187		15	0	1:31.001	46.527	131	22.695	239	21.779	190	
5	0	1:32.098	46.913	130	22.872	239	22.313	189		16	0	1:30.562	46.264	131	22.622	240	21.676	190	
6	0	1:31.171	46.530	128	22.746	240	21.895	188		17	0	1:30.026	45.967	131	22.526	240	21.533	190	
7	0	1:31.380	46.651	129	22.846	238	21.883	190		18	0	1:29.778	45.884	132	22.460	241	21.434	190	
8	0	1:31.027	46.400	129	22.805	239	21.822	190		19	0	1:30.834	46.523	119	22.589	239	21.722	190	
9	0	1:39.572	46.763	128	22.730	240	30.079	57		20	0	1:30.392	46.130	132	22.660	239	21.602	190	
10	0	4:13.150	3:27.949	129	23.127	237	22.074	190		21	0	1:30.912	46.295	127	22.632	239	21.985	190	
11	0	1:30.926	46.290	129	22.705	239	21.931	190											

40 Honkavuori, FIN(#1)

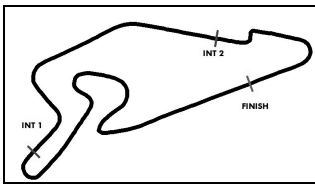
theoretical besttime: 1:29.720

1	0	4:07.790					4:07.790			11	0	1:30.709	46.469	130	22.650	240	21.590	191	
2	0	5:37.952	4:46.976	119	25.596	198	25.380	185		12	0	1:43.513	47.577	128	22.928	227	33.008	58	
3	0	1:39.400	52.016	125	24.170	194	23.214	182		13	0	5:37.398	4:48.488	128	24.199	206	24.711	186	
4	0	1:35.297	48.653	128	23.497	221	23.147	184		14	0	1:32.742	47.552	131	22.854	234	22.336	188	
5	0	1:37.887	49.353	108	25.748	220	22.786	187		15	0	1:31.055	46.791	129	22.475	240	21.789	190	
6	0	1:32.512	47.476	129	23.024	239	22.012	188		16	0	1:29.904	46.128	133	22.357	241	21.419	190	
7	0	1:31.762	47.072	129	22.688	240	22.002	188		17	0	1:30.344	46.376	131	22.441	240	21.527	190	

ver: 1.0

Page 4/ 6 printed: 4.8.2022 10:45





Testtag Porsche Carrera Cup Deutschland

PORSCHE**CARRERA CUP
DEUTSCHLAND**

Sector List Session 1

Provisional

Reg. Nr.:

Thursday, August 4, 2022 10:00:00

Nürburgring, Length: 3629m

Air temperature: 27.85°C

Track temperature: 23.4°C

Weather condition: Dry

Lap	Id	Time	SE1	SP1	SE2	SP2	SE3	SP3	TSP	Lap	Id	Time	SE1	SP1	SE2	SP2	SE3	SP3	TSP
8	0	1:31.789	46.983	130	22.986	240	21.820	190		18	0	1:29.798	45.944	132	22.377	241	21.477	190	
9	0	1:31.056	46.504	130	22.701	239	21.851	189		19	0	1:42.992	46.811	131	25.011	170	31.170	191	
10	0	1:33.177	48.588	131	22.848	240	21.741	189											

44 Greif, DEU(#1)**theoretical besttime: 1:30.938**

1	0	2:24.107	1:30.559	111	28.030	181	25.518	183		12	0	1:33.428	46.659	129	22.653	240	24.116	188	
2	0	1:46.599	55.052	121	27.206	165	24.341	186		13	0	1:31.501	47.104	130	22.647	240	21.750	188	
3	0	1:39.237	50.324	122	25.850	208	23.063	184		14	0	1:31.492	47.094	129	22.701	240	21.697	189	
4	0	1:35.705	49.417	125	23.408	238	22.880	187		15	0	1:39.191	47.010	130	22.709	240	29.472	53	
5	0	1:34.897	48.401	126	23.252	236	23.244	187		16	0	4:19.035	3:34.042	127	22.908	238	22.085	188	
6	0	1:33.316	48.082	125	23.127	239	22.107	187		17	0	1:31.749	47.101	130	22.587	240	22.061	188	
7	0	1:41.285	47.769	129	23.803	225	29.713	52		18	0	1:31.391	46.852	130	22.685	240	21.854	188	
8	0	4:52.104	4:05.022	124	23.885	219	23.197	186		19	0	1:31.278	46.765	129	22.740	240	21.773	190	
9	0	1:32.886	47.979	128	22.934	238	21.973	188		20	0	1:31.521	46.860	129	22.739	240	21.922	190	
10	0	1:32.091	47.465	130	22.809	238	21.817	188		21	0	1:31.416	46.771	130	22.582	241	22.063	188	
11	0	1:31.858	47.008	130	22.697	240	22.153	188		22	0	1:31.471	46.939	129	22.635	240	21.897	189	

57 van Buren, NLD(#1)**theoretical besttime: 1:29.448**

1	0	2:26.957	1:31.794	126	29.191	142	25.972	162		11	0	1:31.617	46.068	133	22.444	240	23.105	192	
2	0	1:45.686	53.736	121	26.759	189	25.191	174		12	0	1:29.663	45.839	131	22.459	241	21.365	190	
3	0	1:38.885	50.625	123	24.370	212	23.890	191		13	0	1:34.643	45.803	131	22.405	242	26.435	57	
4	0	1:33.140	47.246	130	22.856	240	23.038	157		14	0	6:26.626	5:42.355	129	22.773	238	21.498	190	
5	0	1:43.606	53.506	130	24.572	157	25.528	188		15	0	1:29.623	45.870	132	22.501	240	21.252	189	
6	0	1:44.178	51.023	102	24.741	180	28.414	57		16	0	1:29.578	45.811	131	22.527	241	21.240	191	
7	0	7:00.824	6:14.651	128	23.678	213	22.495	185		17	0	1:30.493	45.944	133	22.482	240	22.067	191	
8	0	1:38.721	47.390	129	26.866	134	24.465	189		18	0	1:29.971	45.832	132	22.435	240	21.704	190	
9	0	1:30.217	46.228	132	22.526	240	21.463	189		19	0	1:30.245	46.075	132	22.534	241	21.636	190	
10	0	1:29.824	45.992	134	22.468	240	21.364	190											

65 Pfister, DEU(#1)**theoretical besttime: 1:31.095**

1	0	4:04.922					4:04.922			11	0	1:31.409	47.286	127	22.867	237	21.256	187	
2	0	2:42.029	1:50.220	118	25.610	181	26.199	184		12	0	1:32.454	47.270	127	22.971	237	22.213	187	
3	0	1:39.103	51.415	123	24.269	229	23.419	186		13	0	1:33.415	47.695	126	22.986	237	22.734	186	
4	0	1:36.998	50.366	120	23.911	235	22.721	186		14	0	1:32.999	47.432	124	22.913	238	22.654	187	
5	0	1:55.362	50.365	120	30.934	197	34.063	57		15	0	1:33.191	47.619	126	22.970	237	22.602	186	
6	0	5:34.874	4:40.724	110	27.553	154	26.597	171		16	0	1:36.090	50.549	125	23.083	237	22.458	186	
7	0	1:45.822	53.729	99	26.841	226	25.252	186		17	0	1:42.124	48.481	118	24.350	238	29.293	57	
8	0	1:33.861	47.918	127	23.226	238	22.717	188		18	0	4:14.372	3:28.033	122	23.599	233	22.740	188	
9	0	1:32.566	47.237	126	22.993	237	22.336	186		19	0	1:33.435	46.972	126	22.898	237	23.565	187	
10	0	1:32.519	47.093	130	23.015	238	22.411	187											

68 Stender, DEU(#1)**theoretical besttime: 1:32.079**

1	0	3:45.068					3:45.068			11	0	1:33.461	47.798	128	22.902	238	22.761	188	
2	0	3:01.121	2:08.629	122	25.174	169	27.318	176		12	0	1:32.310	47.208	130	22.785	238	22.317	188	
3	0	1:43.986	56.640	128	23.507	226	23.839	187		13	0	1:32.669	47.468	131	22.869	237	22.332	188	
4	0	1:36.969	48.671	128	24.170	225	24.128	186		14	0	1:32.378	47.077	130	22.927	238	22.374	188	
5	0	1:38.090	51.402	128	23.287	236	23.401	188		15	0	1:36.325	48.194	131	23.484	170	24.647	188	
6	0	1:34.872	48.641	128	23.174	236	23.057	187		16	0	1:33.092	47.765	130	22.866	238	22.461	190	
7	0	1:33.154	47.433	129	23.063	237	22.658	187		17	0	1:33.496	47.974	129	23.088	237	22.434	188	
8	0	1:32.827	47.467	130	22.866	237	22.494	189		18	0	1:32.380	47.026	130	23.086	237	22.268	189	
9	0	1:41.642	47.414	129	23.189	237	31.039	58		19	0	1:46.272	59.527	106	24.141	235	22.604	188	
10	0	5:59.801	5:13.550	129	22.957	236	23.294	187		20	0	1:41.589	47.878	128	22.959	237	30.752	58	

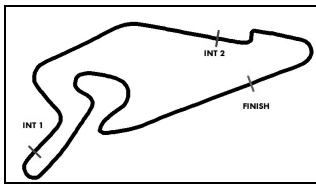
75 Levi, ISR(#1)**theoretical besttime: 1:30.235**

1	0	2:59.439	1:48.322	113	40.247	98	30.870	109		11	0	1:32.190	46.174	131	22.585	240	23.431	188	
2	0	1:56.434	1:01.201	127	30.440	201	24.793	186		12	0	1:31.697	46.062	132	22.603	238	23.032	188	
3	0	1:49.754	56.206	127	25.833	136	27.715	146		13	0	1:30.406	45.996	132	22.529	240	21.881	187	
4	0	2:08.436	1:03.282	104	29.028	177	36.126	58		14	0	1:34.302	49.862	131	22.594	240	21.846	188	
5	0	8:20.885	7:28.164	129	23.211	229	29.510	57		15	0	1:36.309	46.628	132	22.443	240	27.238	58	
6	0	2:06.238	1:20.570	133	23.119	234	22.549	187		16	0	3:43.596	2:59.269	132	22.531	240	21.796	188	
7	0	1:31.321	46.484	132	22.674	242	22.163	187		17	0	1:31.367	46.717	132	22.735	240	21.915	188	
8	0	1:30.894	46.239	131	22.635	240	22.020	189		18	0	1:33.426	48.801	130	22.520	241	22.105	189	

ver: 1.0

Page 5/ 6 printed: 4.8.2022 10:45





Testtag Porsche Carrera Cup Deutschland

PORSCHE**CARRERA CUP
DEUTSCHLAND**

Sector List Session 1

Provisional

Reg. Nr.:

Thursday, August 4, 2022 10:00:00

Nürburgring, Length: 3629m

Air temperature: 27.85°C

Track temperature: 23.4°C

Weather condition: Dry

Lap	Id	Time	SE1	SP1	SE2	SP2	SE3	SP3	TSP	Lap	Id	Time	SE1	SP1	SE2	SP2	SE3	SP3	TSP
9	0	1:30.980	46.498	132	22.580	240	21.902	185		19			46.466	133	22.491	240			
10	0	1:31.758	46.620	131	22.564	240	22.574	188											

84 Alshehab, KUW(#1)**theoretical besttime: 1:30.861**

1	0	2:32.443	1:40.722	115	26.078	190	25.643	182		11	0	1:50.806	1:02.609	123	25.073	237	23.124	190
2	0	1:39.059	49.629	125	24.863	191	24.567	187		12	0	1:33.328	47.799	131	22.807	239	22.722	189
3	0	1:35.877	50.212	126	23.295	236	22.370	187		13	0	1:39.847	46.931	129	24.607	230	28.309	57
4	0	1:34.039	48.549	130	23.044	240	22.446	190		14	0	6:26.500	5:36.494	78	26.253	158	23.753	187
5	0	1:51.086	1:05.376	128	23.127	237	22.583	188		15	0	1:35.822	48.649	126	22.967	236	24.206	189
6	0	1:32.206	47.263	131	22.863	239	22.080	188		16	0	1:34.767	46.917	131	23.699	183	24.151	188
7	0	1:47.539	51.508	118	24.882	192	31.149	56		17	0	1:31.021	46.455	131	22.551	237	22.015	190
8	0	5:12.953	4:28.014	130	22.953	238	21.986	190		18	0	1:36.246	48.930	125	24.525	200	22.791	189
9	0	1:31.898	46.939	130	22.737	240	22.222	189		19	0	1:30.917	46.344	131	22.531	239	22.042	190
10	0	1:33.468	47.032	130	24.093	237	22.343	188										

94 Pereira, LUX(#1)**theoretical besttime: 1:29.730**

1	0	4:49.520					4:49.520			10	0	1:30.102	46.159	134	22.488	241	21.455	189
2	0	2:05.978	1:13.881	111	26.986	192	25.111	171		11	0	1:29.840	45.821	130	22.590	242	21.429	190
3	0	1:40.318	51.652	123	24.709	211	23.957	175		12	0	1:37.645	45.989	126	23.108	238	28.548	58
4	0	1:40.652	52.247	128	24.408	206	23.997	182		13	0	5:24.678	4:38.179	126	23.508	237	22.991	188
5	0	1:34.681	48.632	129	23.160	228	22.889	188		14	0	1:32.087	46.857	130	22.891	237	22.339	190
6	0	1:31.228	46.609	132	22.676	241	21.943	188		15	0	1:31.099	46.508	133	22.547	242	22.044	192
7	0	1:42.204	46.722	127	25.519	195	29.963	57		16	0	1:29.820	45.887	133	22.512	242	21.421	190
8	0	3:52.878	3:03.446	131	22.676	240	26.756	190		17	0	1:40.403	47.935	131	23.463	196	29.005	57
9	0	1:40.063	55.371	129	22.634	240	22.058	190		18	0	3:33.557	2:47.377	128	22.667	241	23.513	190

95 Wagner, DEU(#1)**theoretical besttime: 1:30.738**

1	0	6:47.568	5:58.211	120	25.555	202	23.802	185		10	0	1:33.147	47.947	130	22.946	221	22.254	190
2	0	1:39.219	52.814	127	23.397	207	23.008	188		11	0	1:30.948	46.399	129	22.702	241	21.847	190
3	0	1:33.803	48.535	132	22.962	239	22.306	188		12	0	1:31.007	46.532	130	22.665	241	21.810	188
4	0	1:32.043	47.039	133	22.734	240	22.270	187		13	0	1:30.885	46.500	132	22.620	241	21.765	190
5	0	1:31.927	46.882	133	22.665	240	22.380	188		14	0	1:31.348	46.353	132	23.012	241	21.983	189
6	0	1:32.675	46.847	129	22.757	240	23.071	190		15	0	1:36.708	46.500	130	22.705	242	27.503	57
7	0	1:32.191	46.798	131	22.902	240	22.491	188		16	0	3:50.794	3:05.489	125	23.243	237	22.062	187
8	0	1:36.722	46.623	131	22.696	240	27.403	57		17	0	1:30.909	46.395	130	22.696	240	21.818	190
9	0	6:20.348	5:33.145	129	23.811	211	23.392	185		18	0	1:33.023	46.887	128	22.940	239	23.196	190

98 Seyffert, DEU(#1)**theoretical besttime: 1:29.542**

1	0	2:50.011	2:01.429	123	24.540	224	24.042	186		11	0	1:31.011	46.514	133	22.725	240	21.772	190
2	0	1:36.674	49.789	125	23.796	237	23.089	187		12	0	1:37.396	46.738	129	22.831	241	27.827	54
3	0	1:34.997	48.671	129	23.374	239	22.952	188		13	0	3:15.964	2:29.581	126	23.365	236	23.018	186
4	0	1:34.627	48.166	130	23.216	237	23.245	188		14	0	1:37.348	48.943	133	22.656	238	25.749	191
5	0	2:15.084	1:03.867	90	32.619	151	38.598	44		15	0	1:30.007	45.803	133	22.630	241	21.574	191
6	0	9:07.769	8:21.290	125	23.452	234	23.027	188		16	0	1:30.077	45.830	132	22.541	242	21.706	191
7	0	1:32.232	47.328	133	23.066	237	21.838	189		17	0	1:29.915	46.026	133	22.473	240	21.416	191
8	0	1:31.864	47.072	133	22.934	239	21.858	188		18	0	1:29.542	45.742	130	22.449	240	21.351	190
9	0	1:33.229	46.644	128	22.911	240	23.674	189		19	0	1:34.986	46.125	127	22.606	240	26.255	58
10	0	1:32.734	47.582	129	22.856	242	22.296	190										

99 Buus, DNK(#1)**theoretical besttime: 1:29.811**

1	0	2:48.264	2:00.440	127	24.082	227	23.742	187		12	0	1:32.146	46.508	128	22.811	238	22.827	191
2	0	1:35.707	48.558	129	23.407	234	23.742	189		13	0	1:31.236	46.257	132	22.418	242	22.561	191
3	0	1:32.101	46.768	129	22.865	239	22.468	190		14	0	2:17.051	1:30.449	118	23.722	229	22.880	190
4	0	1:32.106	46.303	132	22.602	241	23.201	191		15	0	1:31.787	46.740	129	22.567	242	22.480	191
5	0	1:31.573	46.469	130	22.732	242	22.372	190		16	0	1:30.775	46.142	132	22.618	241	22.015	190
6	0	1:30.429	46.218	131	22.604	241	21.607	189		17	0	1:30.190	46.121	129	22.586	241	21.483	190
7	0	1:37.238	46.667	130	22.563	241	28.008	57		18	0	1:31.773	46.388	131	22.486	242	22.899	191
8	0	4:29.379	3:39.419	131	22.576	239	27.384	190		19	0	1:34.547	48.300	129	22.976	207	23.271	190
9	0	1:31.283	45.961	131	22.563	238	22.759	190		20	0	1:37.904	46.791	128	22.692	241	28.421	57
10	0	1:30.110	46.112	133	22.453	240	21.545	188		21	0	3:41.628	2:56.637	129	22.553	240	22.438	191
11	0	1:29.899	45.944	131	22.506	240	21.449	189		22	0	1:31.398	46.208	132	23.072	237	22.118	192

ver: 1.0

Page 6 / 6 printed: 4.8.2022 10:45

