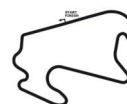


Session 1
Lausitzring



Reg. Nr.:

Provisional

Result List

Stewards / Race Management

STEWARD
STEWARD
STEWARD
RACE DIRECTOR
CLERK OF THE COURSE
TECHNICAL DELEGATE
CHIEF TIMEKEEPER

Weather Start/Finish

AIR 13.1°C
TRACK N/A°C
CONDITIONS Dry
PRESSURE 955 hPa
AIR 15.1°C
TRACK N/A°C
CONDITIONS Dry
PRESSURE 955 hPa

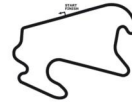
Track Information

GREEN FLAG 08:00:00
CHEQUERED FLAG 09:10:00
SAFETY CAR PHASE 0
FULL COURSE YELLOW PHASE 0
TRACK NAME Lausitzring
TRACK LENGTH 3478m
TURN COUNT 12
FASTEST LAP: #3. HEI - 1:23.894

STARTED: 30 CLASSIFIED: 30 NOT CLASSIFIED: 0 DISQUALIFIED: 0

Nr.	Drivers	Team	Lap	Best Time	Gap	Diff	Kph	Day Time
Cl.	Car	Competitor						
1	3 L.Heinrich(DEU) Porsche 911 GT3 Cup	SSR Huber Racing	21	1:23.894			149.2	9:10:39
2	57 R.van Buren(NLD) Porsche 911 GT3 Cup	Huber Racing	18	1:24.054	0.160	0.160	148.9	9:10:41
3	99 B.Buus(DNK) Porsche 911 GT3 Cup	Allied-Racing(DEU)	13	1:24.144	0.250	0.090	148.8	8:52:48
4	25 L.ten Voorde(NLD) Porsche 911 GT3 Cup	Team GP Elite(NLD)	19	1:24.250	0.356	0.106	148.6	9:07:48
5	14 M.Schuring(NLD) Porsche 911 GT3 Cup	SSR Huber Racing	21	1:24.402	0.508	0.152	148.3	9:10:36
6	26 J.van Kuijk(NLD) Porsche 911 GT3 Cup	Team GP Elite(NLD)	16	1:24.428	0.534	0.026	148.3	8:54:10
7	4 L.Hartog(NLD) Porsche 911 GT3 Cup	BLACK FALCON(DEU)	20	1:24.482	0.588	0.054	148.2	9:11:02
8	9 L.Hanafin(GBR) Rookie Porsche 911 GT3 Cup	FACH AUTO TECH(CHE)	13	1:24.583	0.689	0.101	148.0	8:51:23
9	94 D.Pereira(LUX) Porsche 911 GT3 Cup	IronForce Racing by Phoenix	15	1:24.799	0.905	0.216	147.6	8:55:26
10	27 D.van Kuijk(NLD) Porsche 911 GT3 Cup	GP Elite(NLD)	17	1:24.812	0.918	0.013	147.6	9:09:49
11	23 L.Ertl(DEU) Porsche 911 GT3 Cup	CarTech Motorsport by Nigrin(DEU)	17	1:24.861	0.967	0.049	147.5	8:55:49
12	29 H.van Eijndhoven(NLD) Rookie Porsche 911 GT3 Cup	GP Elite(NLD)	20	1:24.909	1.015	0.048	147.4	9:10:43
13	8 A.Fach(CHE) Rookie Porsche 911 GT3 Cup	FACH AUTO TECH(CHE)	13	1:24.993	1.099	0.084	147.3	8:51:36
14	5 S.Spreng(DEU) ProAM Porsche 911 GT3 Cup	BLACK FALCON(DEU)	15	1:25.154	1.260	0.161	147.0	8:53:38
15	75 A.Levi(ISR) Rookie Porsche 911 GT3 Cup	Huber Racing	16	1:25.289	1.395	0.135	146.8	8:56:54
16	98 J.Seyffert(DEU) Rookie Porsche 911 GT3 Cup	HP Racing International(DEU)	8	1:25.334	1.440	0.045	146.7	8:12:48
17	95 R.Wagner(DEU) Porsche 911 GT3 Cup	IronForce Racing by Phoenix	20	1:25.339	1.445	0.005	146.7	9:09:44
18	31 S.Freymuth(DEU) Rookie Porsche 911 GT3 Cup	HRT Performance	18	1:25.350	1.456	0.011	146.6	9:09:20
19	2 G.Donchev(BGR) ProAM Porsche 911 GT3 Cup	Huber Racing	22	1:25.364	1.470	0.014	146.6	9:10:59
20	13 A.Tauscher(DEU) Rookie Porsche 911 GT3 Cup	Allied-Racing(DEU)	12	1:25.406	1.512	0.042	146.6	9:09:47
21	40 J.Honkavuori(FIN) Porsche 911 GT3 Cup	ID Racing(DEU)	23	1:25.430	1.536	0.024	146.5	9:11:04

Session 1
Lausitzring



Reg. Nr.:

Provisional

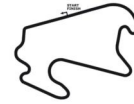
Result List

Nr.	Drivers	Team	Lap	Best Time	Gap	Diff	Kph	Day Time
Cl.	Car	Competitor						
22	6 C.Rivas(LUX) ProAM Porsche 911 GT3 Cup	BLACK FALCON(DEU)	20	1:25.580	1.686	0.150	146.3	9:10:58
23	20 H.Proczyk(AUT) Porsche 911 GT3 Cup	HP Racing International(DEU)	18	1:25.933	2.039	0.353	145.7	8:57:35
24	84 A.Alshehab(KUW) ProAM Porsche 911 GT3 Cup	CarTech Motorsport by Nigrin(DEU)	13	1:25.936	2.042	0.003	145.6	8:54:13
25	77 K.Hauschild(DEU) ProAM Porsche 911 GT3 Cup	HRT Performance	22	1:26.074	2.180	0.138	145.4	9:09:53
26	96 J.Slooten(DEU) ProAM Porsche 911 GT3 Cup	IronForce Racing by Phoenix	20	1:26.258	2.364	0.184	145.1	9:10:52
27	44 J.Greif(DEU) Rookie Porsche 911 GT3 Cup	SSR Huber Racing	18	1:26.532	2.638	0.274	144.6	9:10:09
28	42 L.Wiömer(DEU) Rookie Porsche 911 GT3 Cup	ID Racing(DEU)	20	1:26.801	2.907	0.269	144.2	9:08:15
29	7 C.Langer(DEU) ProAM Porsche 911 GT3 Cup	FACH AUTO TECH(CHE)	22	1:27.701	3.807	0.900	142.7	9:10:04
30	68 T.Stender(DEU) Rookie	HRT Performance	16	1:27.804	3.910	0.103	142.5	8:56:27

Subject to final scrutineering!

Publication time:	Clerk of the Course:	Timekeeper:
-------------------	----------------------	-------------

Session 1
Lausitzring



Reg. Nr.:

Provisional

Class Result List

Stewards / Race Management

STEWARD
STEWARD
STEWARD
RACE DIRECTOR
CLERK OF THE COURSE
TECHNICAL DELEGATE
CHIEF TIMEKEEPER

Weather Start/Finish

AIR 13.1°C
TRACK N/A°C
CONDITIONS Dry
PRESSURE 955 hPa
AIR 15.1°C
TRACK N/A°C
CONDITIONS Dry
PRESSURE 955 hPa

Track Information

GREEN FLAG 08:00:00
CHEQUERED FLAG 09:10:00
SAFETY CAR PHASE 0
FULL COURSE YELLOW PHASE 0
TRACK NAME Lausitzring
TRACK LENGTH 3478m
TURN COUNT 12
FASTEST LAP: #3. HEI - 1:23.894

STARTED: 30 CLASSIFIED: 30 NOT CLASSIFIED: 0 DISQUALIFIED: 0

Nr.	Drivers	Team	Lap	Best Time	Gap	Diff	Kph	Day Time
	Car	Competitor						

CLASS: Rookie

Started: 10 Classified: 10

Not Classified: 0

1	9	L.Hanafin(GBR) Porsche 911 GT3 Cup	FACH AUTO TECH(CHE)	13	1:24.583			148.0	8:51:23
2	29	H.van Eijndhoven(NLD) Porsche 911 GT3 Cup	GP Elite(NLD)	20	1:24.909	0.326	0.326	147.4	9:10:43
3	8	A.Fach(CHE) Porsche 911 GT3 Cup	FACH AUTO TECH(CHE)	13	1:24.993	0.410	0.084	147.3	8:51:36
4	75	A.Levi(ISR) Porsche 911 GT3 Cup	Huber Racing	16	1:25.289	0.706	0.296	146.8	8:56:54
5	98	J.Seyffert(DEU) Porsche 911 GT3 Cup	HP Racing International(DEU)	8	1:25.334	0.751	0.045	146.7	8:12:48
6	31	S.Freytmuth(DEU) Porsche 911 GT3 Cup	HRT Performance	18	1:25.350	0.767	0.016	146.6	9:09:20
7	13	A.Tauscher(DEU) Porsche 911 GT3 Cup	Allied-Racing(DEU)	12	1:25.406	0.823	0.056	146.6	9:09:47
8	44	J.Greif(DEU) Porsche 911 GT3 Cup	SSR Huber Racing	18	1:26.532	1.949	1.126	144.6	9:10:09
9	42	L.Wlömer(DEU) Porsche 911 GT3 Cup	ID Racing(DEU)	20	1:26.801	2.218	0.269	144.2	9:08:15
10	68	T.Stender(DEU)	HRT Performance	16	1:27.804	3.221	1.003	142.5	8:56:27

CLASS: ProAM

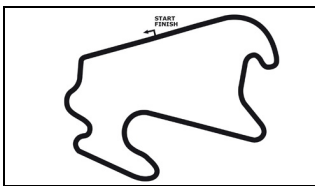
Started: 7 Classified: 7

Not Classified: 0

1	5	S.Spreng(DEU) Porsche 911 GT3 Cup	BLACK FALCON(DEU)	15	1:25.154			147.0	8:53:38
2	2	G.Donchev(BGR) Porsche 911 GT3 Cup	Huber Racing	22	1:25.364	0.210	0.210	146.6	9:10:59
3	6	C.Rivas(LUX) Porsche 911 GT3 Cup	BLACK FALCON(DEU)	20	1:25.580	0.426	0.216	146.3	9:10:58
4	84	A.Alshehab(KUW) Porsche 911 GT3 Cup	CarTech Motorsport by Nigrin(DEU)	13	1:25.936	0.782	0.356	145.6	8:54:13
5	77	K.Hauschild(DEU) Porsche 911 GT3 Cup	HRT Performance	22	1:26.074	0.920	0.138	145.4	9:09:53
6	96	J.Slooten(DEU) Porsche 911 GT3 Cup	IronForce Racing by Phoenix	20	1:26.258	1.104	0.184	145.1	9:10:52
7	7	C.Langer(DEU) Porsche 911 GT3 Cup	FACH AUTO TECH(CHE)	22	1:27.701	2.547	1.443	142.7	9:10:04

Subject to final scrutineering!

Publication time:	Clerk of the Course:	Timekeeper:
-------------------	----------------------	-------------



Testtag Porsche Carrera Cup Deutschland

PORSCHE

CARRERA CUP
DEUTSCHLAND

Sector List Session 1

Provisional

Reg. Nr.:

Thursday, August 18, 2022 08:00:00

Lausitzring, Length: 3478m

Air temperature: 15.09°C

Track temperature: N/A°C

Weather condition: Dry

Lap Id	Time	SE1	SP1	SE2	SP2	SE3	SP3	TSP	Lap Id	Time	SE1	SP1	SE2	SP2	SE3	SP3	TSP		
2 Donchev, BGR(#1)									theoretical besttime: 1:25.364										
1	0	2:04.587	53.864	125	29.006	152	41.717	230	12	0	1:28.358	29.286	174	22.515	216	36.557	236	237	
2	0	1:33.043	30.667	175	23.089	213	39.287	235	223	13	0	1:26.652	28.766	175	22.607	218	35.279	236	246
3	0	1:28.876	29.388	175	23.333	217	36.155	236	245	14	0	1:27.357	28.914	176	22.695	217	35.748	236	245
4	0	1:29.458	29.182	176	22.934	213	37.342	237	245	15	0	1:26.611	28.817	175	22.496	216	35.298	236	246
5	0	1:28.073	29.781	176	22.867	218	35.425	237	247	16	0	1:30.840	28.833	174	22.556	217	39.451	58	247
6	0	1:27.222	28.760	177	22.661	218	35.801	237	246	17	0	5:06.357	3:30.602	115	38.712	101	57.043	55	
7	0	1:26.495	28.722	176	22.368	217	35.405	236	246	18	0	5:27.884	4:20.244	144	25.812	176	41.828	230	
8	0	1:27.584	29.406	175	22.573	217	35.605	236	247	19	0	1:36.888	29.626	173	25.338	146	41.924	231	241
9	0	1:27.210	29.394	175	22.350	218	35.466	236	246	20	0	1:28.911	29.883	174	23.232	214	35.796	236	242
10	0	1:57.315	29.188	175	31.225	78	56.902	57	247	21	0	1:26.238	28.871	175	22.201	220	35.166	237	246
11	0	31:18.042	30:12.293	154	25.984	165	39.765	233		22	0	1:25.364	28.369	177	22.109	219	34.886	237	247

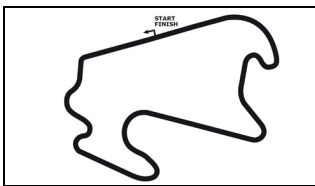
Lap Id	Time	SE1	SP1	SE2	SP2	SE3	SP3	TSP	Lap Id	Time	SE1	SP1	SE2	SP2	SE3	SP3	TSP		
3 Heinrich, DEU(#1)									theoretical besttime: 1:23.840										
1	0	1:47.689	42.289	130	26.703	163	38.697	205	12	0	1:24.857	28.279	176	21.998	220	34.580	237	246	
2	0	1:31.050	31.395	162	23.655	198	36.000	236	207	13	0	1:24.317	27.996	177	21.929	220	34.392	238	247
3	0	1:26.609	28.631	177	22.454	214	35.524	238	246	14	0	1:24.813	27.984	177	21.966	220	34.863	238	248
4	0	1:24.846	28.187	177	22.191	219	34.468	237	247	15	0	1:24.207	27.897	177	21.826	221	34.484	239	247
5	0	1:26.012	28.311	177	22.302	216	35.399	237	247	16	0	1:29.225	28.560	177	21.944	219	38.721	58	249
6	0	1:24.736	28.243	177	22.002	219	34.491	237	247	17	0	8:18.301	7:16.298	151	24.724	193	37.279	229	
7	0	1:29.004	28.349	177	22.063	219	38.592	58	247	18	0	1:31.541	30.439	146	23.936	193	37.166	237	231
8	0	4:09.692	3:04.344	156	24.531	203	40.817	102		19	0	1:25.651	28.124	176	22.040	213	35.487	238	247
9	0	2:25.682	48.372	81	40.869	77	56.441	57	80	20	0	1:24.104	27.845	177	21.884	219	34.375	238	247
10	0	30:45.785	29:42.618	129	25.368	168	37.799	201		21	0	1:23.894	27.899	177	21.760	220	34.235	238	248
11	0	1:37.333	32.470	145	24.792	130	40.071	236	170										

Lap Id	Time	SE1	SP1	SE2	SP2	SE3	SP3	TSP	Lap Id	Time	SE1	SP1	SE2	SP2	SE3	SP3	TSP		
4 Hartog, NLD(#1)									theoretical besttime: 1:24.482										
1	0	1:58.705	53.889	151	25.567	203	39.249	176	11	0	1:26.807	28.621	174	22.174	219	36.012	237	247	
2	0	1:32.159	31.484	137	23.857	171	36.818	238	178	12	0	1:25.384	28.460	176	22.121	219	34.803	236	247
3	0	1:25.678	28.316	177	22.652	218	34.710	238	248	13	0	1:24.932	28.170	177	22.118	218	34.644	237	246
4	0	1:26.408	28.813	176	22.824	219	34.771	237	248	14	0	1:26.234	28.634	177	22.289	220	35.311	238	247
5	0	1:26.168	28.330	172	22.682	212	35.156	238	248	15	0	1:27.473	28.343	172	22.529	219	36.601	58	247
6	0	1:25.014	28.208	177	22.214	218	34.592	237	247	16	0	10:08.968	9:09.081	169	23.692	212	36.195	232	
7	0	1:29.341	29.341	175	22.341	218	37.659	58	247	17	0	1:32.822	29.780	175	22.226	218	40.816	237	242
8	0	3:53.845	2:54.845	176	22.213	218	36.787	130		18	0	1:24.711	28.116	176	22.016	220	34.579	238	247
9	0	2:24.437	45.015	74	41.098	76	58.324	58	114	19	0	1:28.217	30.105	176	22.276	203	35.836	238	248
10	0	30:50.082	29:48.235	121	24.655	157	37.192	237		20	0	1:24.482	27.956	176	22.007	219	34.519	238	247

Lap Id	Time	SE1	SP1	SE2	SP2	SE3	SP3	TSP	Lap Id	Time	SE1	SP1	SE2	SP2	SE3	SP3	TSP		
5 Spreng, DEU(#1)									theoretical besttime: 1:24.474										
1	0	2:02.160	55.363	146	27.104	173	39.693	230	12	0	1:30.349	30.023	173	24.146	164	36.180	232	242	
2	0	1:31.441	30.969	172	23.501	191	36.971	234	236	13	0	1:30.242	29.094		23.357	214	37.791	236	242
3	0	1:27.422	28.456		23.514	216	35.452	236	244	14	0	1:26.706	28.101		23.025	219	35.580	236	245
4	0	1:27.088	28.587		23.258	216	35.243	237	245	15	0	1:25.154	27.678		22.788	219	34.688	236	247
5	0	1:26.429	28.056		23.187	216	35.186	236	247	16	0	1:27.066	28.827	176	22.611	217	35.628	236	247
6	0	1:26.237	28.069		23.223	216	34.945	236	246	17	0	1:26.260	28.477	176	22.108	218	35.675	236	245
7	0	1:27.008	28.426		23.210	217	35.372	235	245	18	0	1:32.263	29.340	174	22.353	196	40.570	58	245
8	0	1:27.452	28.284		23.117	217	36.051	235	246	19	0	7:00.692	5:57.133	173	22.808	208	40.751	235	
9	0	1:25.852	28.002		23.081	216	34.769	235	245	20	0	1:30.460	28.778	175	22.578	217	39.104	235	245
10	0	1:45.636	35.248	174	23.897	134	46.491	58	245	21	0	1:28.513	29.589	174	23.642	216	35.282	236	245
11	0	32:18.450	31:15.897	153	24.849	201	37.704	230		22	0	1:57.241	57.074		24.474	218	35.693	235	247

Lap Id	Time	SE1	SP1	SE2	SP2	SE3	SP3	TSP	Lap Id	Time	SE1	SP1	SE2	SP2	SE3	SP3	TSP		
6 Rivas, LUX(#1)									theoretical besttime: 1:25.464										
1	0	2:20.804	1:12.284	122	27.374	99	41.146	207	11	0	30:59.443	29:59.216	169	23.508	203	36.719	233		
2	0	1:30.401	30.821	167	23.380	205	36.200	234	199	12	0	1:27.533	28.880	175	22.391	217	36.262	236	244
3	0	1:26.892	29.003	176	22.561	216	35.328	235	244	13	0	1:25.955	28.516	176	22.212	219	35.227	238	246
4	0	1:26.137	28.650	177	22.292	216	35.195	236	245	14	0	1:25.800	28.406	175	22.167	219	35.227	238	248
5	0	1:28.227	29.080	176	22.262	218	36.885	237	247	15	0	1:31.284	28.804	176	22.367	218	40.113	58	248
6	0	1:26.713	28.928	177	22.791	216	34.994	236	247	16	0	12:06.724	11:03.363	148	25.715	165	37.646	234	
7	0	1:26.084	28.595	176	22.357	219	35.132	236	247	17	0	1:32.567	30.429	173	22.847	209	39.291	235	244
8	0	1:25.739	28.446	176	22.162	218	35.131	235	246	18	0	1:34.525	33.441	153	23.791	158	37.293	236	246
9	0	1:27.815	29.712	175	22.802	216	35.301	236	245	19	0	1:25.977	28.682	176	22.183	218	35.112	236	246
10	0	2:03.693	28.615	177	35.293	130	59.785	57	246	20	0	1:25.580	28.494	175	22.190	219	34.896	237	247





Testtag Porsche Carrera Cup Deutschland

PORSCHE**CARRERA CUP
DEUTSCHLAND**

Sector List Session 1

Provisional

Reg. Nr.:

Thursday, August 18, 2022 08:00:00

Lausitzring, Length: 3478m

Air temperature: 15.09°C

Track temperature: N/A°C

Weather condition: Dry

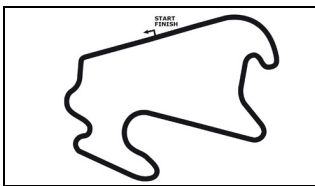
Lap	Id	Time	SE1	SP1	SE2	SP2	SE3	SP3	TSP	Lap	Id	Time	SE1	SP1	SE2	SP2	SE3	SP3	TSP
7 Langer, DEU(#1)										theoretical besttime: 1:27.276									
1	0	2:41.735	1:28.122	123	29.379	150	44.234	161		12	0	1:36.177	33.453	158	25.503	200	37.221	234	200
2	0	1:39.155	34.777	150	25.617	183	38.761	230	156	13	0	1:29.475	30.190	171	23.097	214	36.188	234	243
3	0	1:31.483	30.873	167	23.999	214	36.611	235	242	14	0	1:28.792	29.815	171	23.157	214	35.820	235	244
4	0	1:28.609	29.606	173	23.096	215	35.907	235	244	15	0	1:29.268	29.936	174	22.999	217	36.333	236	244
5	0	1:29.610	30.416	173	23.275	214	35.919	235	245	16	0	1:30.278	29.991	173	23.432	181	36.855	237	246
6	0	1:29.056	30.032	171	23.100	215	35.924	235	245	17	0	1:28.462	29.241		23.604	218	35.617	236	246
7	0	1:28.608	29.840	172	23.308	214	35.460	235	245	18	0	1:33.030	29.299	172	23.020	216	40.711	57	245
8	0	1:28.406	29.455	173	23.387	216	35.564	235	244	19	0	7:30.919	6:30.557	166	23.542	213	36.820	234	
9	0	1:30.152	29.808	174	23.084	216	37.260	145	244	20	0	1:29.144	29.979	172	23.194	216	35.971	236	244
10	0	2:22.704	43.878	69	40.826	82	58.000	58	118	21	0	1:28.212	29.793	175	22.790	216	35.629	236	245
11	0	30:22.574	29:10.373	123	31.338	147	40.863	197		22	0	1:27.701	29.337	174	22.575	218	35.789	237	245

Lap	Id	Time	SE1	SP1	SE2	SP2	SE3	SP3	TSP	Lap	Id	Time	SE1	SP1	SE2	SP2	SE3	SP3	TSP
8 Fach, CHE(#1)										theoretical besttime: 1:24.123									
1	0	2:10.357	1:07.150		25.485	195	37.722	233		11	0	1:39.493	28.122		24.474	139	46.897	236	244
2	0	1:30.146	29.981	172	24.506	209	35.659	236	243	12	0	1:27.166	28.030		23.562	219	35.574	237	246
3	0	1:26.736	28.906	177	22.733	219	35.097	237	246	13	0	1:24.993	28.416	177	22.010	221	34.567	238	248
4	0	1:26.986	28.330		23.209	220	35.447	236	247	14	0	1:25.699	27.846		22.707	221	35.146	238	248
5	0	1:25.568	27.748		22.835	220	34.985	238	247	15	0	1:31.348	27.546		22.767	220	41.035	59	248
6	0	1:26.117	27.642		23.591	216	34.884	237	247	16	0	11:44.185	10:45.303	172	23.067	215	35.815	235	
7	0	1:25.265	27.790		22.673	219	34.802	238	247	17	0	1:25.923	28.057		22.862	219	35.004	238	245
8	0	1:25.250	27.830		22.588	220	34.832	238	248	18	0	1:25.463	28.054		22.672	220	34.737	238	247
9	0	1:32.692	31.190	174	22.807	219	38.695	58	242	19	0	1:25.122	27.673		22.717	221	34.732	237	247
10	0	33:15.342	32:14.344	170	24.535	204	36.463	234											

Lap	Id	Time	SE1	SP1	SE2	SP2	SE3	SP3	TSP	Lap	Id	Time	SE1	SP1	SE2	SP2	SE3	SP3	TSP
9 Hanafin, GBR(#1)										theoretical besttime: 1:24.441									
1	0	2:13.261	1:09.250	130	26.632	151	37.379	233		11	0	1:29.297	28.585	176	23.816	140	36.896	237	246
2	0	1:35.294	31.815	157	25.397	197	38.082	237	238	12	0	1:25.520	28.371	177	21.907	221	35.242	239	249
3	0	1:26.116	28.868	177	22.371	219	34.877	238	248	13	0	1:24.583	28.051	176	21.889	221	34.643	238	249
4	0	1:24.916	28.248	177	21.967	220	34.701	240	248	14	0	1:27.257	28.191	177	22.088	222	36.978	238	248
5	0	1:31.536	30.285	132	23.101	188	38.150	236	250	15	0	1:24.925	27.991	177	22.126	221	34.808	238	249
6	0	1:24.906	28.221	177	22.082	219	34.603	238	247	16	0	1:29.059	28.566	173	22.631	200	37.862	58	249
7	0	1:24.821	28.161	176	22.099	221	34.561	240	248	17	0	10:51.533	9:46.958	119	26.188	152	38.387	236	
8	0	1:27.028	28.860	177	22.378	219	35.790	238	249	18	0	1:25.880	28.489	177	22.430	219	34.961	239	247
9	0	1:28.008	28.821	177	21.924	220	37.263	58	248	19	0	1:26.091	28.414	177	22.013	221	35.664	238	249
10	0	33:07.767	32:06.233	168	24.496	192	37.038	235		20	0	1:25.157	28.537	177	22.013	221	34.607	238	248

Lap	Id	Time	SE1	SP1	SE2	SP2	SE3	SP3	TSP	Lap	Id	Time	SE1	SP1	SE2	SP2	SE3	SP3	TSP
13 Tauscher, DEU(#1)										theoretical besttime: 1:25.105									
1	0	31:11.049					31:11.049			8	0	2:15.180	35.357	60	42.770	75	57.053	55	247
2	0	16:11.447	15:00.969	139	28.784	175	41.694	206		9	0	5:36.927	4:38.995	174	22.741	217	35.191	236	
3	0	1:39.621	33.271	163	24.633	200	41.717	56	214	10	0	1:26.885	28.899	176	22.892	217	35.094	237	246
4	0	4:08.631	3:04.641	162	25.687	198	38.303	224		11	0	1:25.866	28.403	175	22.641	219	34.822	237	247
5	0	1:32.915	30.891	171	23.431	178	38.593	210	233	12	0	1:25.406	28.593	176	22.016	220	34.797	238	247
6	0	1:27.435	29.881	170	22.484	219	35.070	237	216	13	0	1:25.654	28.473	177	22.380	218	34.801	238	248
7	0	1:25.631	28.740	177	22.205	220	34.686	237	247										

Lap	Id	Time	SE1	SP1	SE2	SP2	SE3	SP3	TSP	Lap	Id	Time	SE1	SP1	SE2	SP2	SE3	SP3	TSP
14 Schuring, NLD(#1)										theoretical besttime: 1:24.235									
1	0	1:48.765	43.346	122	26.681	163	38.738	201		12	0	1:40.766	40.260	173	23.118	204	37.388	237	245
2	0	1:30.997	31.338	163	23.779	190	35.880	237	201	13	0	1:25.318	28.446	177	21.994	220	34.878	237	247
3	0	1:26.590	28.803	176	22.448	218	35.339	238	247	14	0	1:24.888	28.254	177	22.012	220	34.622	238	248
4	0	1:25.283	28.438	177	22.122	219	34.723	238	248	15	0	1:24.871	27.977	177	22.058	220	34.836	238	248
5	0	1:26.078	28.291	177	22.035	219	35.752	238	248	16	0	1:27.920	28.352	174	21.963	220	37.605	58	248
6	0	1:25.100	28.306	177	21.956	219	34.838	238	247	17	0	8:06.217	7:04.634	154	24.397	173	37.186	211	
7	0	1:29.280	28.194	177	22.045	219	39.041	57	248	18	0	1:28.440	30.293	171	22.668	213	35.479	228	214
8	0	4:09.632	3:03.002	153	24.998	161	41.632	98		19	0	1:26.506	29.346	173	22.357	217	34.803	238	239
9	0	2:26.129	47.894	75	41.128	80	57.107	57	75	20	0	1:24.758	28.188	177	21.957	220	34.613	238	248
10	0	30:34.107	29:24.698	139	27.934	131	41.475	235		21	0	1:24.402	28.144	176	21.856	220	34.402	238	247
11	0	1:39.525	28.880	172	30.432	110	40.213	235	244										



Testtag Porsche Carrera Cup Deutschland

PORSCHE**CARRERA CUP
DEUTSCHLAND**

Sector List Session 1

Provisional

Reg. Nr.:

Thursday, August 18, 2022 08:00:00

Lausitzring, Length: 3478m

Air temperature: 15.09°C

Track temperature: N/A°C

Weather condition: Dry

Lap	Id	Time	SE1	SP1	SE2	SP2	SE3	SP3	TSP	Lap	Id	Time	SE1	SP1	SE2	SP2	SE3	SP3	TSP
20	Proczyk, AUT(#1)										theoretical besttime: 1:25.800								
1	0	2:21.879	1:08.629	134	28.997	152	44.253	196		13	0	1:28.850	29.955	174	23.111	211	35.784	236	244
2	0	1:37.257	34.179	167	24.945	198	38.133	230	204	14	0	1:28.125	29.295	175	23.056	213	35.774	235	245
3	0	1:29.990	30.595	173	23.134	212	36.261	235	241	15	0	1:27.039	29.194	174	22.703	217	35.142	236	245
4	0	1:28.574	29.831	175	22.879	215	35.864	235	245	16	0	1:26.181	28.804	175	22.189	218	35.188	236	245
5	0	1:28.159	29.789	175	22.646	216	35.724	236	245	17	0	1:26.222	28.804	176	22.328	219	35.090	236	247
6	0	1:28.107	29.658	175	22.679	215	35.770	236	245	18	0	1:25.933	28.747	175	22.322	217	34.864	236	246
7	0	1:26.873	29.089	175	22.444	216	35.340	236	245	19	0	2:10.191	33.997	77	40.397	82	55.797	57	246
8	0	1:26.746	29.178	175	22.445	217	35.123	237	246	20	0	5:31.717	4:30.298	172	23.914	201	37.505	234	
9	0	1:27.299	29.087	176	23.160	217	35.052	236	246	21	0	1:29.425	29.477	175	22.900	210	37.048	237	245
10	0	2:19.626	35.750	72	42.264	76	1:01.612	57	246	22	0	1:28.038	29.282	175	22.676	217	36.080	236	246
11	0	30:48.724	29:44.784	158	25.073	183	38.867	233		23	0	1:32.013	29.040	175	26.557	159	36.416	237	246
12	0	1:29.320	29.841	173	23.075	209	36.404	234	242	24	0	1:27.137	28.864	174	23.207	218	35.066	238	247

Lap	Id	Time	SE1	SP1	SE2	SP2	SE3	SP3	TSP	Lap	Id	Time	SE1	SP1	SE2	SP2	SE3	SP3	TSP
23	Ertl, DEU(#1)										theoretical besttime: 1:24.843								
1	0	2:11.655	1:08.510	144	25.497	178	37.648	233		13	0	1:28.774	28.488	175	22.221	218	38.065	237	246
2	0	1:29.843	30.543	168	23.340	184	35.960	234	237	14	0	1:25.219	28.254	176	22.336	219	34.629	237	247
3	0	1:28.271	30.307	174	22.694	218	35.270	238	243	15	0	1:25.167	28.214	176	22.246	218	34.707	238	245
4	0	1:28.063	29.301	176	22.984	216	35.778	237	247	16	0	1:25.106	28.196	176	22.174	219	34.736	237	246
5	0	1:40.024	29.008	177	29.783	62	41.233	237	246	17	0	1:24.861	28.099	176	22.115	219	34.647	237	246
6	0	1:26.534	28.746	174	22.624	216	35.164	237	245	18	0	1:29.223	28.810	175	22.445	219	37.968	58	246
7	0	1:30.151	28.398	176	23.164	213	38.589	237	245	19	0	7:49.951	6:51.642	171	22.857	215	35.452	237	
8	0	1:25.681	28.358	175	22.346	217	34.977	237	247	20	0	1:28.921	28.564	176	22.419	217	37.938	237	247
9	0	1:29.873	30.292	171	22.984	216	36.597	238	246	21	0	1:26.253	28.888	176	22.519	219	34.846	238	247
10	0	2:09.326	31.554	79	41.712	92	56.060	59	248	22	0	1:25.640	28.472	176	22.203	219	34.965	238	245
11	0	30:52.029	29:51.286	151	24.546	204	36.197	229		23	0	1:25.811	28.260	176	22.471	214	35.080	237	247
12	0	1:28.664	29.147	174	22.324	214	37.193	236	232										

Lap	Id	Time	SE1	SP1	SE2	SP2	SE3	SP3	TSP	Lap	Id	Time	SE1	SP1	SE2	SP2	SE3	SP3	TSP
25	ten Voorde, NLD(#1)										theoretical besttime: 1:24.239								
1	0	1:57.629	51.506	129	26.182	170	39.941	177		12	0	1:24.903	28.258	176	22.044	219	34.601	237	247
2	0	1:31.985	31.513	146	23.819	177	36.653	236	175	13	0	1:24.900	28.092	176	22.064	220	34.744	237	246
3	0	1:26.490	29.235	173	22.284	219	34.971	236	245	14	0	1:28.337	28.602	171	22.576	218	37.159	58	247
4	0	1:25.324	28.746	176	22.099	219	34.479	236	246	15	0	5:20.867	4:16.267	143	24.263	185	40.337	159	
5	0	1:24.864	28.297	175	21.957	218	34.610	236	246	16	0	2:13.462	41.822	83	36.872	87	54.768	58	140
6	0	1:24.881	28.046	176	22.097	219	34.738	236	246	17	0	4:43.639	3:44.053	169	23.332	211	36.254	227	
7	0	1:24.726	28.092	176	22.026	219	34.608	235	246	18	0	1:28.238	29.663	157	22.553	207	36.022	236	236
8	0	1:24.536	28.022	176	22.049	218	34.465	236	245	19	0	1:24.250	27.897	176	21.939	219	34.414	238	246
9	0	1:27.590	28.484	176	22.184	219	36.922	58	245	20	0	1:24.348	28.006	176	21.929	220	34.413	238	247
10	0	33:24.508	32:25.219	170	23.588	157	35.701	234		21	0	1:30.100	27.915	177	22.020	219	40.165	236	247
11	0	1:26.380	28.884	175	22.540	218	34.956	237	244										

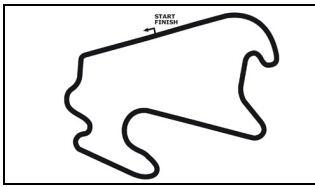
Lap	Id	Time	SE1	SP1	SE2	SP2	SE3	SP3	TSP	Lap	Id	Time	SE1	SP1	SE2	SP2	SE3	SP3	TSP
26	van Kuijk, NLD(#1)										theoretical besttime: 1:24.428								
1	0	1:54.024	47.523	128	27.033	144	39.468	195		13	0	1:25.908	28.520	177	22.070	220	35.318	237	248
2	0	1:31.087	31.472	167	23.391	185	36.224	237	199	14	0	1:25.401	28.038	177	22.022	222	35.341	238	247
3	0	1:26.819	29.137	177	22.522	219	35.160	238	247	15	0	1:25.458	28.129	175	22.503	220	34.826	237	248
4	0	1:25.483	28.538	177	22.126	219	34.819	237	247	16	0	1:24.428	27.917	177	21.990	221	34.521	237	247
5	0	1:25.139	28.261	177	22.228	219	34.650	237	246	17	0	1:24.989	28.303	177	22.012	221	34.674	238	247
6	0	1:26.675	28.407	177	23.316	215	34.952	237	247	18	0	1:30.152	28.194	177	22.137	219	39.821	57	247
7	0	1:30.529	28.264	177	22.047	219	40.218	58	247	19	0	7:53.519	6:51.570	165	24.406	192	37.543	237	
8	0	2:43.439	1:46.096	175	22.536	217	34.807	236		20	0	1:32.301	29.795	174	22.813	180	39.693	238	247
9	0	1:25.406	28.445	177	22.166	219	34.795	201	247	21	0	1:25.546	28.432	176	22.242	219	34.872	238	248
10	0	2:22.415	43.159	59	40.852	83	58.404	59	144	22	0	1:25.168	28.202	177	22.164	220	34.802	237	248
11	0	29:46.824	28:46.796	162	24.072	185	35.956	231		23	0	1:25.132	28.303	176	22.067	221	34.762	238	248
12	0	1:30.784	29.037	176	24.157	151	37.590	238	243										

Lap	Id	Time	SE1	SP1	SE2	SP2	SE3	SP3	TSP	Lap	Id	Time	SE1	SP1	SE2	SP2	SE3	SP3	TSP
27	van Kuijk, NLD(#1)										theoretical besttime: 1:24.791								
1	0	1:55.840	48.944	128	26.822	152	40.074	195		10	0	1:26.172	28.805	175	22.399	217	34.968	237	248
2	0	1:31.052	31.357	149	23.338	176	36.357	237	201	11	0	1:25.572	28.242	175	22.438	219	34.892	237	247
3	0	1:27.242	29.158	172	22.888	216	35.196	237	247	12	0	1:30.262	32.106	122	22.832	219	35.324	237	247
4	0	1:24.997	28.135	175	22.172	219	34.690	238	247	13	0	1:33.763	28.589	175	23.019	196	42.155	57	247
5	0	2:01.090	30.488	131	22.750	219	1:07.852	55	247	14	0	7:03.278	5:55.011	120	26.923	152	41.344	203	
6	0	39:37.204	38:36.981	150	24.010	189	36.213	235		15	0	1:32.898	31.278	159	24.674	153	36.946	234	207

ver: 1.0

Page 3 / 7 printed: 18.8.2022 9:27





Testtag Porsche Carrera Cup Deutschland

PORSCHE**CARRERA CUP
DEUTSCHLAND**

Sector List Session 1

Provisional

Reg. Nr.:

Thursday, August 18, 2022 08:00:00

Lausitzring, Length: 3478m

Air temperature: 15.09°C

Track temperature: N/A°C

Weather condition: Dry

Lap	Id	Time	SE1	SP1	SE2	SP2	SE3	SP3	TSP	Lap	Id	Time	SE1	SP1	SE2	SP2	SE3	SP3	TSP
7	0	1:32.749	28.971	167	24.398	123	39.380	236	245	16	0	1:29.825	28.656	175	25.793	209	35.376	237	244
8	0	1:26.285	28.588	174	22.447	217	35.250	237	245	17	0	1:24.812	28.156	175	22.048	219	34.608	238	247
9	0	1:25.668	28.409	174	22.162	220	35.097	238	246	18	0	1:27.118	28.250	173	22.303	220	36.565	237	248

29 van Eijndhoven, NLD(#1)**theoretical besttime: 1:24.909**

1	0	1:59.165	53.482	140	25.982	184	39.701	173		11	0	1:26.377	28.706	176	22.401	218	35.270	237	246
2	0	1:32.400	32.189	145	23.510	167	36.701	236	169	12	0	1:27.743	28.623	177	23.881	217	35.239	237	247
3	0	1:26.750	28.896	175	22.579	218	35.275	237	245	13	0	1:25.675	28.396	177	22.307	219	34.972	237	246
4	0	1:25.722	28.609	176	22.180	218	34.933	238	246	14	0	1:29.217	28.778	174	22.244	219	38.195	58	247
5	0	1:25.969	28.515	176	22.113	219	35.341	238	247	15	0	5:55.299	4:16.503	63	40.646	82	58.150	58	
6	0	1:25.240	28.383	176	22.061	218	34.796	238	247	16	0	5:06.743	4:06.270	164	24.104	207	36.369	235	
7	0	1:26.167	28.641	177	22.483	219	35.043	237	247	17	0	1:31.274	30.023	172	23.486	183	37.765	237	244
8	0	1:28.840	28.349	177	22.181	217	38.310	58	245	18	0	1:25.668	28.553	177	22.127	219	34.988	238	247
9	0	34:25.933	33:26.613	166	23.499	211	35.821	233		19	0	1:25.106	28.308	176	22.045	219	34.753	238	247
10	0	1:29.301	31.459	175	22.410	218	35.432	237	243	20	0	1:24.909	28.288	176	21.916	219	34.705	237	246

31 Freymuth, DEU(#1)**theoretical besttime: 1:25.348**

1	0	2:08.313	1:01.427	122	26.442	166	40.444	195		11	0	1:40.047	39.392	155	23.245	208	37.410	238	245
2	0	1:32.843	31.648	169	24.791	188	36.404	237	189	12	0	1:26.560	28.643	175	22.455	218	35.462	237	247
3	0	1:27.914	29.751	167	22.891	215	35.272	236	247	13	0	1:28.026	28.465	176	22.264	218	37.297	58	246
4	0	1:26.995	28.866	175	22.319	218	35.810	236	246	14	0	4:55.988	3:36.787	130	27.076	117	52.125	53	
5	0	1:26.918	29.093	175	22.473	218	35.352	236	244	15	0	6:02.648	5:00.437	155	24.746	189	37.465	216	
6	0	1:25.944	28.583	175	22.346	217	35.015	236	245	16	0	1:32.424	31.190	169	23.054	190	38.180	237	224
7	0	1:26.172	28.610	176	22.467	216	35.095	236	245	17	0	1:25.996	28.432	176	22.263	219	35.301	237	247
8	0	1:34.611	33.685	176	22.344	219	38.582	58	247	18	0	1:25.350	28.187	175	22.162	218	35.001	237	247
9	0	35:13.477	34:04.994	158	27.268	133	41.215	236		19	0	1:25.429	28.185	176	22.223	218	35.021	237	247
10	0	1:40.002	28.807	175	25.805	128	45.390	235	247										

40 Honkavuori, FIN(#1)**theoretical besttime: 1:25.415**

1	0	3:21.443	2:08.891	120	28.494	153	44.058	204		13	0	1:26.810	28.802	177	22.848	219	35.160	236	247
2	0	1:41.712	33.829	167	24.859	167	43.024	235	196	14	0	1:26.262	28.570	176	22.682	219	35.010	238	247
3	0	1:32.167	30.803	155	23.904	199	37.460	236	228	15	0	1:25.996	28.553	176	22.462	220	34.981	237	247
4	0	1:36.444	29.388	168	29.063	180	37.993	237	245	16	0	1:26.998	28.556	176	23.290	220	35.152	238	247
5	0	1:29.720	29.073	175	24.642	204	36.005	238	247	17	0	1:26.470	29.229	177	22.306	221	34.935	238	247
6	0	1:28.797	29.931	166	23.374	215	35.492	237	248	18	0	1:51.323	28.641	149	30.263	101	52.419	58	247
7	0	1:27.168	28.925	177	22.894	215	35.349	237	247	19	0	5:58.042	4:55.998	167	23.680	193	38.364	235	
8	0	1:27.754	29.519	177	22.566	216	35.669	237	247	20	0	1:30.712	30.562	176	23.640	215	36.510	240	244
9	0	2:11.195	30.174	105	43.218	77	57.803	58	247	21	0	1:26.582	28.706	175	22.470	220	35.406	240	249
10	0	30:58.888	29:56.475	150	25.707	187	36.706	218		22	0	1:26.471	28.530	176	22.718	221	35.223	240	249
11	0	1:30.230	30.422	172	23.029	212	36.779	237	226	23	0	1:25.430	28.212	175	22.268	221	34.950	240	249
12	0	1:27.147	28.774	176	22.803	219	35.570	238	247										

42 Wlömer, DEU(#0)**theoretical besttime: 1:26.548**

1	0	2:18.708	1:11.195	135	26.833	165	40.680	218		12	0	1:28.438	29.765	176	22.542	218	36.131	238	240
2	0	1:33.558	31.195	173	23.882	206	38.481	230	220	13	0	1:30.175	29.311	176	23.526	195	37.338	238	247
3	0	1:30.946	31.130	174	23.688	215	36.128	235	239	14	0	1:32.983	28.895	177	24.572	213	39.516	59	247
4	0	1:36.669	36.381	182	23.509	210	36.779	236	243	15	0	4:26.442	3:18.196	131	26.495	190	41.751	196	
5	0	1:29.790	30.178	175	23.346	215	36.266	236	244	16	0	1:31.015	31.281	173	23.219	210	36.515	235	211
6	0	1:28.317	29.372	175	23.021	216	35.924	235	244	17	0	2:12.772	34.104	79	40.980	76	57.688	58	246
7	0	1:28.924	29.822	176	23.208	217	35.894	236	244	18	0	5:23.845	4:22.766	171	23.320	213	37.759	229	
8	0	1:27.504	29.125	175	22.778	216	35.601	236	244	19	0	1:28.908	30.102	175	22.767	217	36.039	239	241
9	0	1:28.105	29.485	176	22.826	217	35.794	237	246	20	0	1:26.801	28.747	177	22.461	219	35.593	240	248
10	0	2:17.403	36.944	81	41.310	82	59.149	58	247	21	0	1:27.186	29.190	177	22.610	220	35.386	240	249
11	0	30:33.268	29:31.444	148	24.886	203	36.938	231		22	0	1:27.030	29.166	177	22.524	219	35.340	241	249

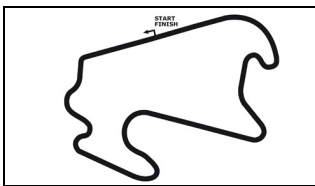
44 Greif, DEU(#1)**theoretical besttime: 1:26.532**

1	0	2:06.493	58.728	137	27.026	172	40.739	213		10	0	1:27.656	29.367	173	22.583	215	35.706	233	242
2	0	1:32.947	31.889	172	23.912	208	37.146	233	214	11	0	1:29.586	29.202	174	22.753	216	37.631	234	241
3	0	1:29.456	29.684	174	23.964	213	35.808	234	241	12	0	1:28.004	29.156	174	22.627	216	36.221	234	242
4	0	1:28.687	29.937	173	23.012	215	35.738	234	243	13	0	1:30.968	28.834	174	22.490	216	39.644	57	243
5	0	1:27.437	28.992	174	22.863	216	35.582	233	243	14	0	5:09.017	3:40.500	160	31.183	98	57.334	57	
6	0	1:27.409	29.011	174	22.806	215	35.592	234	242	15	0	6:33.407	5:32.960	157	24.078	210	36.369	230	

ver: 1.0

Page 4/ 7 printed: 18.8.2022 9:27





Testtag Porsche Carrera Cup Deutschland

PORSCHE**CARRERA CUP
DEUTSCHLAND**

Sector List Session 1

Provisional

Reg. Nr.:

Thursday, August 18, 2022 08:00:00

Lausitzring, Length: 3478m

Air temperature: 15.09°C

Track temperature: N/A°C

Weather condition: Dry

Lap	Id	Time	SE1	SP1	SE2	SP2	SE3	SP3	TSP	Lap	Id	Time	SE1	SP1	SE2	SP2	SE3	SP3	TSP
7	0	1:32.116	28.984	174	22.660	216	40.472	57	243	16	0	1:28.822	29.622	173	23.210	213	35.990	232	240
8	0	35:34.098	34:32.551	154	24.579	203	36.968	225		17	0	1:27.291	29.128	174	22.625	216	35.538	234	242
9	0	1:29.003	30.273	173	22.964	213	35.766	233	234	18	0	1:26.532	28.743	174	22.460	216	35.329	234	242

57 van Buren, NLD(#1)

theoretical besttime: 1:24.007

1	0	1:51.715	46.630	127	26.160	166	38.925	205		10	0	1:34.407	29.225	141	25.075	132	40.107	235	245
2	0	1:32.187	32.147	126	24.104	177	35.936	236	201	11	0	1:25.028	28.234	175	22.045	220	34.749	237	245
3	0	1:26.402	29.510	176	22.272	218	34.620	237	246	12	0	1:24.878	28.157	176	22.143	219	34.578	238	247
4	0	1:24.447	27.997	176	22.105	219	34.345	237	247	13	0	1:29.197	28.088	175	22.798	204	38.311	58	248
5	0	1:24.381	27.905	177	21.877	219	34.599	238	247	14	0	11:07.353	10:04.929	144	24.967	196	37.457	227	
6	0	1:27.711	28.252	176	22.838	211	36.621	236	248	15	0	1:31.389	30.098	163	23.481	182	37.810	236	236
7	0	1:30.367	27.992	175	21.966	219	40.409	58	246	16	0	1:25.369	28.210	176	22.024	220	35.135	238	247
8	0	5:37.864	3:54.343	149	45.937	78	57.584	57		17	0	1:24.361	27.859	176	22.050	220	34.452	238	248
9	0	31:39.988	30:39.777	155	24.201	191	36.010	234		18	0	1:24.054	27.869	176	21.914	220	34.271	238	248

68 Stender, DEU(#0)

theoretical besttime: 1:27.468

1	0	2:51.912	1:36.109	131	29.564	152	46.239	188		12	0	1:30.008	30.299	173	23.254	211	36.455	235	239
2	0	1:40.108	35.194	166	25.222	191	39.692	231	195	13	0	1:30.280	29.602	176	24.394	211	36.284	235	243
3	0	1:34.336	31.755	168	24.546	204	38.035	234	238	14	0	1:28.629	29.515	176	22.946	216	36.168	237	244
4	0	1:32.597	30.571	175	24.162	183	37.864	192	243	15	0	1:28.658	29.557	176	23.308	216	35.793	237	245
5	0	1:34.275	31.355	175	24.755	137	38.165	235	193	16	0	1:27.804	29.185	172	23.080	216	35.539	237	247
6	0	1:31.944	30.043	175	25.316	212	36.585	236	244	17	0	1:28.345	29.211	176	22.744	218	36.390	196	246
7	0	1:30.586	30.050	175	23.244	213	37.292	236	244	18	0	2:14.120	43.025	84	36.952	88	54.143	57	148
8	0	1:33.414	33.404	155	23.909	215	36.101	236	245	19	0	5:13.668	4:11.098	165	24.529	207	38.041	227	
9	0	1:59.666	29.874	175	33.151	81	56.641	58	245	20	0	1:39.686	31.276	120	31.020	150	37.390	234	236
10	0	31:40.853	30:33.566	147	27.908	172	39.379	219		21	0	1:28.693	29.494	175	23.081	215	36.118	237	243
11	0	1:32.141	31.150	170	23.740	201	37.251	231	228	22	0	1:29.312	29.371	175	22.990	217	36.951	237	245

75 Levi, ISR(#1)

theoretical besttime: 1:25.235

1	0	2:00.895	56.822	143	26.002	183	38.071	215		11	0	1:26.762	28.607	175	22.269	218	35.886	237	246
2	0	1:31.951	31.173	157	23.685	170	37.093	235	203	12	0	1:25.578	28.407	177	22.228	220	34.943	238	247
3	0	1:26.712	28.901	175	22.440	216	35.371	238	243	13	0	1:28.173	28.258	177	22.521	219	37.394	238	247
4	0	1:26.228	28.720	175	22.461	218	35.047	238	247	14	0	1:25.325	28.320	176	22.124	220	34.881	237	247
5	0	1:25.843	28.391	176	22.213	218	35.239	238	247	15	0	1:25.518	28.453	177	22.096	219	34.969	237	247
6	0	1:25.726	28.495	175	22.327	218	34.904	237	247	16	0	1:25.289	28.274	177	22.110	220	34.905	237	247
7	0	2:18.326	28.294	177	1:09.772	212	40.260	58	248	17	0	1:39.056	28.497	177	22.161	219	48.398	55	246
8	0	5:06.262	3:28.300	95	38.056	73	59.906	56		18	0	10:06.068	9:06.103	134	23.912	206	36.053	234	
9	0	30:05.946	29:05.167	143	24.141	194	36.638	231		19	0	1:26.028	28.627	175	22.221	217	35.180	237	242
10	0	1:29.865	29.541	175	23.142	215	37.182	235	241										

77 Hauschild, DEU(#0)

theoretical besttime: 1:25.871

1	0	2:07.496	1:00.105	144	27.050	167	40.341	208		13	0	1:27.940	28.797	176	22.682	219	36.461	237	247
2	0	1:33.415	31.724	174	23.751	209	37.940	236	222	14	0	1:26.528	28.776	175	22.418	217	35.334	239	247
3	0	1:30.649	30.893	150	23.665	216	36.091	236	248	15	0	1:30.503	28.822	177	22.734	180	38.947	237	248
4	0	1:27.272	28.900	176	22.787	217	35.585	238	247	16	0	1:26.587	28.854	174	22.460	217	35.273	236	247
5	0	1:28.080	29.371	176	23.082	217	35.627	236	249	17	0	1:26.782	29.202	175	22.552	218	35.028	237	247
6	0	1:27.106	28.923	176	22.688	217	35.495	236	247	18	0	1:44.849	28.816	174	23.572	136	52.461	57	247
7	0	1:26.412	28.809	177	22.450	218	35.153	237	247	19	0	6:37.159	5:38.288	175	22.855	216	36.016	236	
8	0	1:27.787	28.822	176	22.489	219	36.476	238	247	20	0	1:27.120	28.977	175	22.429	218	35.714	237	245
9	0	1:30.746	28.855	176	22.557	219	39.334	58	248	21	0	1:26.741	28.660	176	22.907	217	35.174	237	247
10	0	32:57.688	31:57.265	167	24.107	208	36.316	235		22	0	1:26.074	28.425	176	22.555	219	35.094	236	248
11	0	1:29.266	29.273	174	22.674	214	37.319	236	245	23			57.351	169	23.330	218			247
12	0	1:26.800	28.955	175	22.561	217	35.284	236	246										

84 Alshehab, KUW(#1)

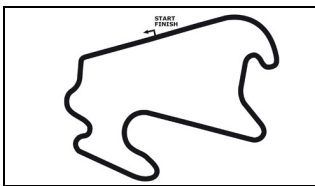
theoretical besttime: 1:25.886

1	0	2:33.114	1:23.213	110	29.268	122	40.633	149		11	0	1:27.567	29.564	175	22.546	216	35.457	236	245
2	0	1:35.818	34.448	154	24.497	206	36.873	234	153	12	0	1:28.537	29.151	175	22.525	217	36.861	236	245
3	0	1:33.036	29.973	159	24.721	164	38.342	236	243	13	0	1:25.936	28.744	175	22.223	218	34.969	237	245
4	0	1:27.769	29.215	176	22.684	217	35.870	236	245	14	0	1:26.408	28.915	176	22.393	218	35.100	236	247
5	0	1:26.918	28.986	177	22.660	216	35.272	237	246	15	0	1:33.309	29.940	174	22.476	217	40.893	48	245
6	0	1:30.648	30.061	174	22.954	197	37.633	235	246	16	0	7:53.555	6:51.234	125	24.675	202	37.646	232	
7	0	1:31.543	28.805	177	22.750	216	39.988	54	244	17	0	1:33.518	31.908	166	22.774	213	38.836	236	238

ver: 1.0

Page 5/ 7 printed: 18.8.2022 9:27





Testtag Porsche Carrera Cup Deutschland

PORSCHE**CARRERA CUP
DEUTSCHLAND**

Sector List Session 1

Provisional

Reg. Nr.:

Thursday, August 18, 2022 08:00:00

Lausitzring, Length: 3478m

Air temperature: 15.09°C

Track temperature: N/A°C

Weather condition: Dry

Lap	Id	Time	SE1	SP1	SE2	SP2	SE3	SP3	TSP	Lap	Id	Time	SE1	SP1	SE2	SP2	SE3	SP3	TSP
8	0	35:12.386	34:05.783	141	28.018	165	38.585	205		18	0	1:33.293	30.594	175	24.959	170	37.740	236	245
9	0	1:31.034	31.718	171	23.147	212	36.169	232	207	19	0	1:27.456	28.864	175	22.574	219	36.018	237	246
10	0	1:28.229	29.685	175	22.817	211	35.727	235	240	20	0	1:26.642	28.694	175	22.768	218	35.180	237	246

94 Pereira, LUX(#1)

theoretical besttime: 1:24.128

1	0	2:28.398	1:18.865	145	26.731	167	42.802	193		11	0	1:26.405	28.118		23.168	217	35.119	238	247
2	0	1:38.181	33.460	147	24.638	173	40.083	203	195	12	0	1:25.076	27.677		22.737	219	34.662	240	248
3	0	1:34.841	31.671	147	25.072	165	38.098	205	203	13	0	1:28.652	30.256	159	23.031	219	35.365	239	249
4	0	1:32.135	31.662	155	23.435	186	37.038	201	189	14	0	1:25.545	27.721		23.127	220	34.697	239	248
5	0	1:30.539	30.319	166	23.371	175	36.849	207	202	15	0	1:24.799	27.416		22.640	219	34.743	238	248
6	0	1:38.391	31.129	169	22.724	196	44.538	58	207	16	0	1:30.105	27.787		22.913	219	39.405	58	248
7	0	3:59.548	2:59.140	132	24.076	206	36.332	237		17	0	7:50.489	6:51.445	171	23.051	211	35.993	236	
8	0	2:15.913	35.139	80	41.585	76	59.189	59	247	18	0	1:25.779	28.027		22.987	217	34.765	237	247
9	0	30:09.222	29:06.587		25.050	197	37.585	233		19	0	1:25.165	27.490		22.728	219	34.947	237	247
10	0	1:28.613	29.830	175	23.123	217	35.660	237	243	20	0	1:28.264	28.550	177	22.050	219	37.664	58	247

95 Wagner, DEU(#1)

theoretical besttime: 1:25.152

1	0	2:46.787	1:31.547	117	30.323	125	44.917	185		12	0	1:27.267	29.180	174	22.600	219	35.487	238	247
2	0	1:43.106	34.193	147	27.854	126	41.059	204	185	13	0	1:26.488	28.232		23.081	219	35.175	238	247
3	0	1:31.535	30.670	175	23.551	194	37.314	235	203	14	0	1:26.290	28.652	176	22.424	218	35.214	238	247
4	0	1:28.867	29.110		23.494	215	36.263	237	245	15	0	1:26.334	28.577	175	22.465	217	35.292	237	247
5	0	1:27.272	28.648		23.315	217	35.309	237	247	16	0	1:28.162	28.840	176	22.519	218	36.803	58	247
6	0	1:26.988	28.364		23.156	217	35.468	237	246	17	0	8:16.182	7:08.744	135	25.459	180	41.979	207	
7	0	1:26.721	28.199		23.043	218	35.479	237	247	18	0	1:33.272	31.412	146	24.639	162	37.221	234	212
8	0	1:29.518	29.099	176	22.527	217	37.892	58	248	19	0	1:27.881	29.862	175	22.517	217	35.502	238	245
9	0	33:27.964	32:26.992	151	23.857	198	37.115	221		20	0	1:25.339	28.253	176	22.350	220	34.736	240	249
10	0	1:31.294	30.059	173	23.540	214	37.695	235	230	21	0	1:25.511	28.371	176	22.217	220	34.923	241	249
11	0	1:26.964	28.345		23.288	217	35.331	237	246										

96 Slooten, DEU(#1)

theoretical besttime: 1:25.798

1	0	2:34.724	1:26.342	133	27.393	154	40.989	210		11	0	1:32.085	29.183		25.265	218	37.637	58	245
2	0	1:36.088	33.841	158	24.546	192	37.701	235	186	12	0	3:47.596	2:45.032	127	24.985	194	37.579	232	
3	0	1:32.595	31.611	168	23.386	205	37.598	208	221	13	0	1:34.783	31.193	170	25.267	201	38.323	235	226
4	0	1:32.334	31.112		24.395	203	36.827	234	185	14	0	1:30.953	31.973	170	23.378	215	35.602	236	244
5	0	1:30.838	30.661	167	23.559	194	36.618	220	221	15	0	1:41.797	28.984		23.123	216	49.690	55	247
6	0	1:31.072	31.781	164	23.240	212	36.051	235	197	16	0	6:28.938	5:27.142	167	23.676	174	38.120	235	
7	0	1:37.423	30.803		25.876	194	40.744	55	245	17	0	1:31.850	30.145	170	22.836	213	38.869	236	245
8	0	4:13.096	2:32.315	134	45.403	77	55.378	58		18	0	1:27.076	28.600		23.119	217	35.357	235	246
9	0	30:46.760	29:43.700	154	25.872	151	37.188	233		19	0	1:26.291	28.129		23.104	216	35.058	236	245
10	0	1:29.474	29.389		23.736	210	36.349	235	243	20	0	1:26.258	27.904		23.224	217	35.130	236	247

98 Seyffert, DEU(#1)

theoretical besttime: 1:25.120

1	0	2:11.590	1:05.536	133	26.551	162	39.503	219		10	0	2:12.613	33.810	71	41.540	75	57.263	56	247
2	0	1:31.996	31.547	145	24.035	194	36.414	230	228	11	0	31:10.392	30:05.013	162	24.729	199	40.650	230	
3	0	1:32.606	29.806	164	23.151	204	39.649	237	237	12	0	1:29.315	29.888	173	23.460	208	35.967	233	241
4	0	1:31.662	28.650	175	22.066	218	40.946	236	247	13	0	1:27.050	29.350	175	22.353	218	35.347	237	243
5	0	1:25.562	28.318	176	22.034	219	35.210	237	247	14	0	1:26.785	28.478	175	23.499	216	34.808	236	246
6	0	1:27.462	28.535	177	22.583	216	36.344	237	247	15	0	1:25.595	28.412	177	22.274	218	34.909	236	246
7	0	1:42.204	44.801	173	22.187	217	35.216	237	247	16	0	1:25.385	28.438	177	22.162	217	34.785	236	245
8	0	1:25.334	28.417	176	22.149	217	34.768	237	247	17	0	1:27.539	28.557	172	23.337	191	35.645	237	247
9	0	1:25.554	28.501	178	22.267	217	34.786	237	247	18	0	7:20.929	28.483	175	22.215	219	6:30.231	41	248

99 Buus, DNK(#1)

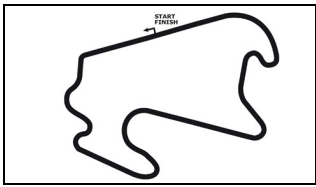
theoretical besttime: 1:23.959

1	0	2:23.589	1:16.551	129	26.599	169	40.439	221		11	0	1:24.725	28.209	176	22.034	219	34.482	237	248
2	0	1:37.665	33.375	155	25.244	178	39.046	229	209	12	0	1:24.242	28.062	176	21.951	220	34.229	238	247
3	0	1:33.042	31.493	165	24.030	199	37.519	229	237	13	0	1:24.144	27.807	177	21.923	220	34.414	238	248
4	0	1:30.610	31.366	169	23.385	214	35.859	235	236	14	0	1:32.015	28.105	177	24.020	120	39.890	58	247
5	0	1:29.661	30.036	173	23.487	213	36.138	235	244	15	0	5:33.466	3:53.025	57	42.800	81	57.641	58	
6	0	1:32.103	30.043	173	22.749	216	39.311	58	244	16	0	5:21.933	4:19.788	173	23.211	213	38.934	237	
7	0	4:05.511	3:04.957	166	24.321	208	36.233	225		17	0	1:27.417	28.960	175	22.287	216	36.170	238	247
8	0	2:09.324	34.256	81	40.184	81	54.884	58	233	18	0	1:26.874	28.094	177	22.103	219	36.677	239	247
9	0	30:45.491	29:43.732	167	23.974	203	37.785	225		19	0	1:32.108	34.559	159	22.789	220	34.760	239	248

ver: 1.0

Page 6 / 7 printed: 18.8.2022 9:27





Testtag Porsche Carrera Cup Deutschland

PORSCHE

**CARRERA CUP
DEUTSCHLAND**

Sector List Session 1

Provisional

Reg. Nr.:

Thursday, August 18, 2022 08:00:00

Lausitzring, Length: 3478m

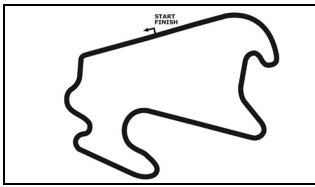
Air temperature: 15.09°C

Track temperature: N/A°C

Weather condition: Dry

Lap Id	Time	SE1	SP1	SE2	SP2	SE3	SP3	TSP	Lap Id	Time	SE1	SP1	SE2	SP2	SE3	SP3	TSP
10 0	1:28.146	28.842	175	22.530	206	36.774	237	233	20 0	1:25.876	28.305	176	21.965	220	35.606	240	249





Testtag Porsche Carrera Cup Deutschland

Top speed list Session 1

Provisional

Reg. Nr.:

Thursday, August 18, 2022 08:00:00

PORSCHE

**CARRERA CUP
DEUTSCHLAND**

Lausitzring, Length: 3478m

Air temperature: 15.09°C

Track temperature: N/A°C

Weather condition: Dry

#	Name (NAT)	Team	Car name	Speed	Lap	Race time
9	Lorcan Hanafin (GBR)	FACH AUTO TECH (CHE)	Porsche 911 GT3 Cup	250.48	5	6:41.290
42	Luka Wlömer (DEU)	ID Racing (DEU)	Porsche 911 GT3 Cup	249.90	21	38:16.081
95	Richard Wagner (DEU)	IronForce Racing by Phoenix	Porsche 911 GT3 Cup	249.90	21	39:45.744
77	Kim Andre Hauschild (DEU)	HRT Performance	Porsche 911 GT3 Cup	249.32	5	6:40.543
94	Dylan Pereira (LUX)	IronForce Racing by Phoenix	Porsche 911 GT3 Cup	249.32	13	21:08.777
3	Laurin Heinrich (DEU)	SSR Huber Racing	Porsche 911 GT3 Cup	249.32	16	25:08.147
40	Jukka Honkavuori (FIN)	ID Racing (DEU)	Porsche 911 GT3 Cup	249.32	21	36:46.794
99	Bastian Buus (DNK)	Allied-Racing (DEU)	Porsche 911 GT3 Cup	249.32	20	39:43.581
4	Loek Hartog (NLD)	BLACK FALCON (DEU)	Porsche 911 GT3 Cup	248.75	3	3:32.579
26	Jesse van Kuijk (NLD)	Team GP Elite (NLD)	Porsche 911 GT3 Cup	248.75	15	21:21.454
8	Alexander Fach (CHE)	FACH AUTO TECH (CHE)	Porsche 911 GT3 Cup	248.75	14	21:37.629
14	Morris Schuring (NLD)	SSR Huber Racing	Porsche 911 GT3 Cup	248.75	14	22:29.092
57	Rudy van Buren (NLD)	Huber Racing	Porsche 911 GT3 Cup	248.75	17	37:54.205
13	Alexander Tauscher (DEU)	Allied-Racing (DEU)	Porsche 911 GT3 Cup	248.75	13	39:48.512
75	Ariel Levi (ISR)	Huber Racing	Porsche 911 GT3 Cup	248.17	7	9:19.074
23	Lukas Ertl (DEU)	CarTech Motorsport by Nigrin (DEU)	Porsche 911 GT3 Cup	248.17	10	14:11.812
6	Carlos Rivas (LUX)	BLACK FALCON (DEU)	Porsche 911 GT3 Cup	248.17	14	19:56.962
27	Daan van Kuijk (NLD)	GP Elite (NLD)	Porsche 911 GT3 Cup	248.17	10	22:23.652
98	Jan Seyffert (DEU)	HP Racing International (DEU)	Porsche 911 GT3 Cup	248.17	18	26:20.172
31	Sebastian Freymuth (DEU)	HRT Performance	Porsche 911 GT3 Cup	247.60	3	3:42.877
29	Huub van Eijndhoven (NLD)	GP Elite (NLD)	Porsche 911 GT3 Cup	247.60	5	6:25.755
25	Larry ten Voorde (NLD)	Team GP Elite (NLD)	Porsche 911 GT3 Cup	247.60	21	39:13.381
5	Sören Spreng (DEU)	BLACK FALCON (DEU)	Porsche 911 GT3 Cup	247.03	5	6:29.837
2	Georgi Donchev (BGR)	Huber Racing	Porsche 911 GT3 Cup	247.03	5	6:37.683
84	Ahmad Alshehab (KUW)	CarTech Motorsport by Nigrin (DEU)	Porsche 911 GT3 Cup	247.03	14	24:14.064
20	Harald Proczyk (AUT)	HP Racing International (DEU)	Porsche 911 GT3 Cup	247.03	17	24:44.287
68	Tim Stender (DEU)	HRT Performance	Porsche 911 GT3 Cup	247.03	16	25:00.937
96	Jan-Erik Slooten (DEU)	IronForce Racing by Phoenix	Porsche 911 GT3 Cup	247.03	15	26:51.355
7	Christof Langer (DEU)	FACH AUTO TECH (CHE)	Porsche 911 GT3 Cup	246.46	16	23:37.338
44	Jonas Greif (DEU)	SSR Huber Racing	Porsche 911 GT3 Cup	243.67	5	6:39.329