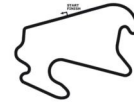


Session 3
Lausitzring



Reg. Nr.:

Provisional

Result List

Stewards / Race Management

STEWARD
STEWARD
STEWARD
RACE DIRECTOR
CLERK OF THE COURSE
TECHNICAL DELEGATE
CHIEF TIMEKEEPER

Weather Start/Finish

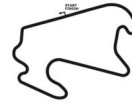
AIR 34.7°C
TRACK N/A°C
CONDITIONS Dry
PRESSURE 955 hPa
AIR 33.5°C
TRACK N/A°C
CONDITIONS Dry
PRESSURE 955 hPa

Track Information

GREEN FLAG 14:00:00
CHEQUERED FLAG 14:40:00
SAFETY CAR PHASE 0
FULL COURSE YELLOW PHASE 0
TRACK NAME Lausitzring
TRACK LENGTH 3478m
TURN COUNT 12
FASTEST LAP: #3. HEI - 1:23.735

STARTED: 30 CLASSIFIED: 30 NOT CLASSIFIED: 0 DISQUALIFIED: 0

Nr.	Drivers	Team	Lap	Best Time	Gap	Diff	Kph	Day Time
Cl.	Car	Competitor						
1	3 L.Heinrich(DEU) Porsche 911 GT3 Cup	SSR Huber Racing	20	1:23.735			149.5	14:37:01
2	26 J.van Kuijk(NLD) Porsche 911 GT3 Cup	Team GP Elite(NLD)	15	1:23.937	0.202	0.202	149.1	14:25:02
3	25 L.ten Voorde(NLD) Porsche 911 GT3 Cup	Team GP Elite(NLD)	20	1:24.126	0.391	0.189	148.8	14:38:04
4	57 R.van Buren(NLD) Porsche 911 GT3 Cup	Huber Racing	21	1:24.275	0.540	0.149	148.5	14:36:27
5	29 H.van Eijndhoven(NLD) Rookie Porsche 911 GT3 Cup	GP Elite(NLD)	21	1:24.306	0.571	0.031	148.5	14:39:29
6	4 L.Hartog(NLD) Porsche 911 GT3 Cup	BLACK FALCON(DEU)	18	1:24.334	0.599	0.028	148.4	14:36:17
7	14 M.Schuring(NLD) Porsche 911 GT3 Cup	SSR Huber Racing	20	1:24.362	0.627	0.028	148.4	14:35:16
8	98 J.Seyffert(DEU) Rookie Porsche 911 GT3 Cup	HP Racing International(DEU)	22	1:24.477	0.742	0.115	148.2	14:39:09
9	23 L.Ertl(DEU) Porsche 911 GT3 Cup	CarTech Motorsport by Nigrin(DEU)	14	1:24.508	0.773	0.031	148.1	14:24:15
10	9 L.Hanafin(GBR) Rookie Porsche 911 GT3 Cup	FACH AUTO TECH(CHE)	12	1:24.573	0.838	0.065	148.0	14:37:20
11	99 B.Buus(DNK) Porsche 911 GT3 Cup	Allied-Racing(DEU)	7	1:24.667	0.932	0.094	147.8	14:11:16
12	40 J.Honkavuori(FIN) Porsche 911 GT3 Cup	ID Racing(DEU)	20	1:24.720	0.985	0.053	147.7	14:36:08
13	75 A.Levi(ISR) Rookie Porsche 911 GT3 Cup	Huber Racing	19	1:24.740	1.005	0.020	147.7	14:36:29
14	27 D.van Kuijk(NLD) Porsche 911 GT3 Cup	GP Elite(NLD)	23	1:24.744	1.009	0.004	147.7	14:39:08
15	8 A.Fach(CHE) Rookie Porsche 911 GT3 Cup	FACH AUTO TECH(CHE)	11	1:24.786	1.051	0.042	147.6	14:38:00
16	94 D.Pereira(LUX) Porsche 911 GT3 Cup	IronForce Racing by Phoenix	9	1:24.840	1.105	0.054	147.5	14:14:10
17	13 A.Tauscher(DEU) Rookie Porsche 911 GT3 Cup	Allied-Racing(DEU)	19	1:24.849	1.114	0.009	147.5	14:36:13
18	95 R.Wagner(DEU) Porsche 911 GT3 Cup	IronForce Racing by Phoenix	20	1:25.139	1.404	0.290	147.0	14:37:00
19	6 C.Rivas(LUX) ProAM Porsche 911 GT3 Cup	BLACK FALCON(DEU)	24	1:25.146	1.411	0.007	147.0	14:38:51
20	31 S.Freythuth(DEU) Rookie Porsche 911 GT3 Cup	HRT Performance	20	1:25.181	1.446	0.035	146.9	14:34:36
21	5 S.Spreng(DEU) ProAM Porsche 911 GT3 Cup	BLACK FALCON(DEU)	13	1:25.200	1.465	0.019	146.9	14:22:21



Reg. Nr.:

Provisional

Result List

Nr.	Drivers	Team	Lap	Best Time	Gap	Diff	Kph	Day Time
Cl.	Car	Competitor						
22	20 H.Proczyk(AUT) Porsche 911 GT3 Cup	HP Racing International(DEU)	23	1:25.252	1.517	0.052	146.8	14:40:15
23	96 J.Slooten(DEU) ProAM Porsche 911 GT3 Cup	IronForce Racing by Phoenix	19	1:25.253	1.518	0.001	146.8	14:36:11
24	77 K.Hauschild(DEU) ProAM Porsche 911 GT3 Cup	HRT Performance	13	1:25.295	1.560	0.042	146.7	14:23:57
25	84 A.Alshehab(KUW) ProAM Porsche 911 GT3 Cup	CarTech Motorsport by Nigrin(DEU)	23	1:25.625	1.890	0.330	146.2	14:40:09
26	42 L.Wiömer(DEU) Rookie Porsche 911 GT3 Cup	ID Racing(DEU)	20	1:25.732	1.997	0.107	146.0	14:36:44
27	2 G.Donchev(BGR) ProAM Porsche 911 GT3 Cup	Huber Racing	10	1:25.738	2.003	0.006	146.0	14:17:15
28	44 J.Greif(DEU) Rookie Porsche 911 GT3 Cup	SSR Huber Racing	21	1:25.958	2.223	0.220	145.6	14:37:41
29	7 C.Langer(DEU) ProAM Porsche 911 GT3 Cup	FACH AUTO TECH(CHE)	6	1:27.050	3.315	1.092	143.8	14:24:02
30	68 T.Stender(DEU) Rookie Porsche 911 GT3 Cup	HRT Performance	16	1:27.351	3.616	0.301	143.3	14:41:22

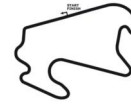
Subject to final scrutineering!

Publication time:

Clerk of the Course:

Timekeeper:

Session 3
Lausitzring



Reg. Nr.:

Provisional

Class Result List

Stewards / Race Management

STEWARD
STEWARD
STEWARD
RACE DIRECTOR
CLERK OF THE COURSE
TECHNICAL DELEGATE
CHIEF TIMEKEEPER

Weather Start/Finish

AIR 34.7°C
TRACK N/A°C
CONDITIONS Dry
PRESSURE 955 hPa
AIR 33.5°C
TRACK N/A°C
CONDITIONS Dry
PRESSURE 955 hPa

Track Information

GREEN FLAG 14:00:00
CHEQUERED FLAG 14:40:00
SAFETY CAR PHASE 0
FULL COURSE YELLOW PHASE 0
TRACK NAME Lausitzring
TRACK LENGTH 3478m
TURN COUNT 12
FASTEST LAP: #3. HEI - 1:23.735

STARTED: 30 CLASSIFIED: 30 NOT CLASSIFIED: 0 DISQUALIFIED: 0

Nr.	Drivers	Team	Lap	Best Time	Gap	Diff	Kph	Day Time
	Car	Competitor						

CLASS: Rookie

Started: 10 Classified: 10

Not Classified: 0

1	29	H.van Eijndhoven(NLD) Porsche 911 GT3 Cup	GP Elite(NLD)	21	1:24.306			148.5	14:39:29
2	98	J.Seyffert(DEU) Porsche 911 GT3 Cup	HP Racing International(DEU)	22	1:24.477	0.171	0.171	148.2	14:39:09
3	9	L.Hanafin(GBR) Porsche 911 GT3 Cup	FACH AUTO TECH(CHE)	12	1:24.573	0.267	0.096	148.0	14:37:20
4	75	A.Levi(ISR) Porsche 911 GT3 Cup	Huber Racing	19	1:24.740	0.434	0.167	147.7	14:36:29
5	8	A.Fach(CHE) Porsche 911 GT3 Cup	FACH AUTO TECH(CHE)	11	1:24.786	0.480	0.046	147.6	14:38:00
6	13	A.Tauscher(DEU) Porsche 911 GT3 Cup	Allied-Racing(DEU)	19	1:24.849	0.543	0.063	147.5	14:36:13
7	31	S.Freythuth(DEU) Porsche 911 GT3 Cup	HRT Performance	20	1:25.181	0.875	0.332	146.9	14:34:36
8	42	L.Wiömer(DEU) Porsche 911 GT3 Cup	ID Racing(DEU)	20	1:25.732	1.426	0.551	146.0	14:36:44
9	44	J.Greif(DEU) Porsche 911 GT3 Cup	SSR Huber Racing	21	1:25.958	1.652	0.226	145.6	14:37:41
10	68	T.Stender(DEU) Porsche 911 GT3 Cup	HRT Performance	16	1:27.351	3.045	1.393	143.3	14:41:22

CLASS: ProAM

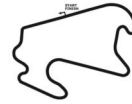
Started: 7 Classified: 7

Not Classified: 0

1	6	C.Rivas(LUX) Porsche 911 GT3 Cup	BLACK FALCON(DEU)	24	1:25.146			147.0	14:38:51
2	5	S.Spreng(DEU) Porsche 911 GT3 Cup	BLACK FALCON(DEU)	13	1:25.200	0.054	0.054	146.9	14:22:21
3	96	J.Slooten(DEU) Porsche 911 GT3 Cup	IronForce Racing by Phoenix	19	1:25.253	0.107	0.053	146.8	14:36:11
4	77	K.Hauschild(DEU) Porsche 911 GT3 Cup	HRT Performance	13	1:25.295	0.149	0.042	146.7	14:23:57
5	84	A.Alshehab(KUW) Porsche 911 GT3 Cup	CarTech Motorsport by Nigrin(DEU)	23	1:25.625	0.479	0.330	146.2	14:40:09
6	2	G.Donchev(BGR) Porsche 911 GT3 Cup	Huber Racing	10	1:25.738	0.592	0.113	146.0	14:17:15
7	7	C.Langer(DEU) Porsche 911 GT3 Cup	FACH AUTO TECH(CHE)	6	1:27.050	1.904	1.312	143.8	14:24:02

Subject to final scrutineering!

Session 3
Lausitzring



Reg. Nr.:

Provisional

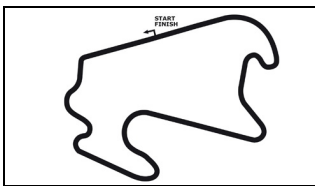
Class Result List

Nr. Drivers	Team	Lap	Best Time	Gap	Diff	Kph	Day Time
Car	Competitor						

Publication time:

Clerk of the Course:

Timekeeper:



Testtag Porsche Carrera Cup Deutschland

PORSCHE**CARRERA CUP
DEUTSCHLAND**

Sector List Session 3

Provisional

Reg. Nr.:

Thursday, August 18, 2022 14:00:00

Lausitzring, Length: 3478m

Air temperature: 33.47°C

Track temperature: N/A°C

Weather condition: Dry

Lap	Id	Time	SE1	SP1	SE2	SP2	SE3	SP3	TSP	Lap	Id	Time	SE1	SP1	SE2	SP2	SE3	SP3	TSP		
2		Donchev, BGR(#1)																	theoretical besttime: 1:25.386		
1	0	1:49.052	43.480	130	26.393	167	39.179	197		12	0	1:26.323	28.485	176	22.424	218	35.414	235	244		
2	0	1:31.388	31.272	171	23.363	209	36.753	232	197	13	0	1:32.905	29.568	172	23.382	214	39.955	57	245		
3	0	1:29.897	29.096	175	23.088	210	37.713	234	243	14	0	4:38.501	3:37.070	152	24.602	177	36.829	231			
4	0	1:26.646	28.806	175	22.472	218	35.368	235	245	15	0	1:27.935	29.540	172	22.859	212	35.536	234	240		
5	0	1:26.524	28.811	176	22.371	217	35.342	236	246	16	0	1:25.747	28.671	176	22.259	219	34.817	235	244		
6	0	1:29.975	28.910	175	22.542	217	38.523	58	246	17	0	1:26.854	28.762	176	22.578	217	35.514	235	245		
7	0	3:39.968	2:36.850	144	24.233	207	38.885	220		18	0	1:26.428	28.878	174	22.467	217	35.083	235	245		
8	0	1:27.904	29.911	172	22.628	215	35.365	234	232	19	0	1:26.178	28.819	176	22.284	219	35.075	235	245		
9	0	1:27.530	28.474	176	23.655	207	35.401	235	244	20	0	1:26.044	28.678	176	22.416	218	34.950	235	245		
10	0	1:25.738	28.626	176	22.143	218	34.969	234	245	21	0	1:25.960	28.426	175	22.168	219	35.366	235	245		
11	0	1:26.009	28.481	175	22.512	216	35.016	234	244	22	0	1:31.374	28.768	175	22.212	219	40.394	57	245		

Lap	Id	Time	SE1	SP1	SE2	SP2	SE3	SP3	TSP	Lap	Id	Time	SE1	SP1	SE2	SP2	SE3	SP3	TSP		
3		Heinrich, DEU(#1)																	theoretical besttime: 1:23.735		
1	0	1:59.383	57.897	139	24.293	198	37.193	206		12	0	1:24.753	28.134	177	22.017	219	34.602	237	246		
2	0	1:30.171	30.425	170	23.352	202	36.394	232	204	13	0	1:24.645	28.110	177	21.995	219	34.540	237	247		
3	0	1:26.979	29.513	172	22.360	215	35.106	236	231	14	0	1:24.618	28.053	177	22.049	219	34.516	236	247		
4	0	1:24.679	28.043	177	21.940	219	34.696	237	247	15	0	1:27.933	28.163	177	21.950	219	37.820	58	247		
5	0	1:24.904	28.273	176	22.058	219	34.573	237	248	16	0	9:20.913	8:20.562	156	23.615	200	36.736	225			
6	0	1:24.569	28.114	177	21.874	221	34.581	237	247	17	0	1:31.295	31.333	171	23.505	168	36.457	236	198		
7	0	1:24.604	28.012	176	21.981	219	34.611	236	247	18	0	1:24.856	28.226	176	21.897	219	34.733	238	246		
8	0	1:24.774	28.118	177	22.006	219	34.650	236	247	19	0	1:23.952	27.880	177	21.826	219	34.246	238	248		
9	0	1:24.675	28.260	177	21.938	219	34.477	236	246	20	0	1:23.735	27.808	177	21.773	219	34.154	237	247		
10	0	1:24.696	28.137	177	22.103	218	34.456	236	246	21	0	1:24.037	27.820	177	21.819	220	34.398	238	247		
11	0	1:25.169	28.036	177	22.190	218	34.943	237	247	22	0	1:29.406	28.543	178	22.120	219	38.743	57	248		

Lap	Id	Time	SE1	SP1	SE2	SP2	SE3	SP3	TSP	Lap	Id	Time	SE1	SP1	SE2	SP2	SE3	SP3	TSP		
4		Hartog, NLD(#1)																	theoretical besttime: 1:24.205		
1	0	1:59.937	58.741	132	24.181	190	37.015	204		12	0	1:25.077	28.241	175	22.196	217	34.640	235	246		
2	0	1:30.752	30.439	171	23.250	208	37.063	235	205	13	0	1:27.731	28.632	175	22.394	218	36.705	58	246		
3	0	1:27.221	28.792	174	22.401	216	36.028	236	245	14	0	4:35.115	3:31.984	145	25.835	154	37.296	204			
4	0	1:24.982	28.262	174	22.019	219	34.701	236	247	15	0	1:30.168	30.654	173	23.059	177	36.455	235	200		
5	0	1:27.211	30.255	174	22.194	218	34.762	236	247	16	0	1:24.579	28.281	176	21.966	219	34.332	235	246		
6	0	1:25.245	28.429	176	22.135	217	34.681	235	246	17	0	1:24.360	28.000	176	21.943	219	34.417	237	247		
7	0	1:27.350	28.150	176	22.400	218	36.800	58	245	18	0	1:24.334	28.014	177	21.924	219	34.396	236	247		
8	0	5:35.224	4:36.176	175	24.189	203	34.859	235		19	0	1:40.496	36.659	96	24.532	189	39.305	237	247		
9	0	1:25.203	28.413	175	22.201	219	34.589	236	245	20	0	1:24.431	27.949	176	22.069	220	34.413	237	247		
10	0	1:29.304	29.973	176	22.255	218	37.076	58	247	21	0	1:29.346	28.357	176	22.800	215	38.189	58	247		
11	0	3:52.827	2:55.542	128	22.484	219	34.801	236													

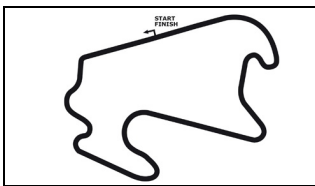
Lap	Id	Time	SE1	SP1	SE2	SP2	SE3	SP3	TSP	Lap	Id	Time	SE1	SP1	SE2	SP2	SE3	SP3	TSP		
5		Spreng, DEU(#1)																	theoretical besttime: 1:25.192		
1	0	1:49.030	45.569	161	25.742	179	37.719	232		13	0	1:25.200	28.371	175	22.086	217	34.743	233	245		
2	0	1:29.389	30.067	173	23.301	213	36.021	233	243	14	0	1:25.562	28.552	175	22.087	218	34.923	235	244		
3	0	1:27.359	29.284	175	22.520	216	35.555	234	244	15	0	1:43.191	40.661	129	23.642	214	38.888	58	245		
4	0	1:26.533	28.868	175	22.468	216	35.197	234	245	16	0	4:11.995	3:13.258	171	22.671	212	36.066	234			
5	0	1:26.056	28.644	175	22.368	217	35.044	235	245	17	0	1:26.997	28.531	175	22.451	216	36.015	234	244		
6	0	1:26.944	28.545	175	23.233	202	35.166	233	244	18	0	1:27.273	28.475	175	22.695	216	36.103	234	244		
7	0	1:25.808	28.416	175	22.416	216	34.976	233	243	19	0	1:27.855	29.414	174	22.634	216	35.807	234	244		
8	0	1:32.282	28.788	173	23.046	214	40.448	58	243	20	0	1:28.272	29.776	174	23.186	215	35.310	235	245		
9	0	4:24.379	3:24.123	167	23.863	210	36.393	231		21	0	1:31.539	28.550	175	23.828	147	39.161	234	245		
10	0	1:34.235	31.716	171	25.360	169	37.159	233	242	22	0	1:25.629	28.379	175	22.303	217	34.947	235	245		
11	0	1:27.805	29.876	174	22.487	216	35.442	236	240	23	0	1:33.571	30.260	172	23.325	210	39.986	58	244		
12	0	1:25.852	28.363	175	22.291	217	35.198	234	246												

Lap	Id	Time	SE1	SP1	SE2	SP2	SE3	SP3	TSP	Lap	Id	Time	SE1	SP1	SE2	SP2	SE3	SP3	TSP		
6		Rivas, LUX(#1)																	theoretical besttime: 1:25.013		
1	0	2:18.032	1:16.042	132	25.292	198	36.698	233		14	0	1:26.805	28.784	175	22.622	218	35.399	235	246		
2	0	1:28.351	29.694	171	22.880	213	35.777	233	242	15	0	1:25.914	28.602	175	22.370	217	34.942	236	246		
3	0	1:27.415	29.200	175	22.662	217	35.553	234	244	16	0	1:26.120	28.577	176	22.468	219	35.075	236	248		
4	0	1:27.086	29.096	173	22.512	218	35.478	235	246	17	0	1:29.854	28.717	174	22.774	216	38.363	58	247		
5	0	1:26.551	28.713	175	22.551	216	35.287	235	245	18	0	4:42.423	3:41.604	138	24.432	165	36.387	232			
6	0	1:25.982	28.704	175	22.238	218	35.040	234	245	19	0	1:29.234	29.786	157	22.766	215	36.682	233	243		
7	0	1:26.520	28.779	175	22.262	218	35.479	235	245	20	0	1:30.033	30.627	172	23.095	213	36.311	235	244		
8	0	1:26.576	29.139	168	22.206	218	35.231	235	245	21	0	1:25.390	28.498	175	22.126	218	34.766	235	245		

ver: 1.0

Page 1 / 7 printed: 18.8.2022 14:43





Testtag Porsche Carrera Cup Deutschland

PORSCHE**CARRERA CUP
DEUTSCHLAND**

Sector List Session 3

Provisional

Reg. Nr.:

Thursday, August 18, 2022 14:00:00

Lausitzring, Length: 3478m

Air temperature: 33.47°C

Track temperature: N/A°C

Weather condition: Dry

Lap	Id	Time	SE1	SP1	SE2	SP2	SE3	SP3	TSP	Lap	Id	Time	SE1	SP1	SE2	SP2	SE3	SP3	TSP
9	0	1:26.573	28.775	176	22.609	213	35.189	235	245	22	0	1:25.294	28.470	176	22.160	218	34.664	235	245
10	0	1:26.197	28.774	175	22.285	219	35.138	235	246	23	0	1:25.342	28.266	175	22.290	219	34.786	235	245
11	0	1:26.619	28.579	176	22.688	218	35.352	234	247	24	0	1:25.146	28.246	176	22.103	218	34.797	233	246
12	0	1:26.444	28.859	175	22.351	216	35.234	235	245	25	0	1:29.161	28.690	177	22.222	218	38.249	235	244
13	0	1:26.781	29.066	174	22.428	217	35.287	235	245										

7 Langer, DEU(#1)

theoretical besttime: 1:26.900

1	0	16:36.411	15:30.882	152	27.088	177	38.441	228		9	0	1:28.171	29.829	175	23.074	217	35.268	234	245
2	0	1:32.244	30.879	171	24.552	210	36.813	232	239	10	0	1:27.540	29.320	175	22.670	218	35.550	235	244
3	0	1:29.179	30.024	175	23.120	214	36.035	234	243	11	0	1:31.425	29.663	175	23.266	206	38.496	236	245
4	0	1:28.767	29.641	173	22.951	213	36.175	235	244	12	0	1:28.025	29.359	175	23.025	215	35.641	235	245
5	0	1:28.021	29.173	174	22.550	216	36.298	234	245	13	0	1:32.503	29.312	174	22.625	216	40.566	58	245
6	0	1:27.050	29.229	175	22.644	217	35.177	235	245	14	0	3:26.973	2:24.983	167	24.619	146	37.371	233	
7	0	1:27.514	29.351	175	22.668	216	35.495	235	245	15	0	1:31.311	29.650	173	24.342	159	37.319	235	243
8	0	1:28.234	30.212	170	22.755	216	35.267	235	245	16	0	1:27.727	29.376	175	22.821	216	35.530	231	245

8 Fach, CHE(#1)

theoretical besttime: 1:24.663

1	0	2:08.557	1:06.189	127	25.456	143	36.912	231		8	0	1:29.836	30.741	172	22.529	219	36.566	236	197
2	0	1:32.194	29.812	131	24.708	165	37.674	236	241	9	0	1:25.103	28.514	177	21.981	220	34.608	237	246
3	0	1:36.093	37.616	198	22.638	216	35.839	236	245	10	0	1:27.495	30.017	175	22.450	219	35.028	237	248
4	0	1:29.263	28.581	176	22.229	170	38.453	237	246	11	0	1:24.786	28.126	176	22.104	219	34.556	237	247
5	0	1:34.231	28.784	134	25.728	147	39.719	236	247	12	0	1:25.187	28.155	177	22.305	218	34.727	237	248
6	0	1:30.195	28.430	177	24.219	216	37.546	56	245	13	0	1:31.277	28.300	176	22.913	197	40.064	58	247
7	0	22:22.171	21:17.765	124	24.932	162	39.474	186											

9 Hanafin, GBR(#1)

theoretical besttime: 1:24.344

1	0	2:06.424	1:01.694	129	26.335	169	38.395	233		8	0	20:44.897	19:43.670	131	24.462	172	36.765	230	
2	0	1:33.185	30.638	102	25.313	154	37.234	236	243	9	0	1:30.830	30.084	135	23.303	137	37.443	237	238
3	0	1:27.462	28.561	177	22.444	219	36.457	237	247	10	0	1:24.753	28.395	176	21.886	219	34.472	237	247
4	0	1:24.965	28.462	177	21.947	220	34.556	237	248	11	0	1:24.590	28.083	177	22.090	219	34.417	237	247
5	0	1:24.579	28.041	176	21.998	218	34.540	237	247	12	0	1:24.573	28.041	177	21.944	220	34.588	237	247
6	0	1:24.595	28.051	176	21.957	220	34.587	237	247	13	0	1:24.761	28.191	177	22.049	220	34.521	237	247
7	0	1:29.364	28.260	176	22.757	205	38.347	58	248	14	0	1:25.472	28.198	177	22.342	218	34.932	237	247

13 Tauscher, DEU(#1)

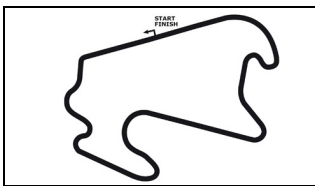
theoretical besttime: 1:24.775

1	0	2:28.552	1:23.658	139	26.712	166	38.182	219		11	0	1:26.187	28.290	177	22.509	217	35.388	236	247
2	0	1:33.832	31.838	167	24.323	174	37.671	229	168	12	0	1:25.210	28.363	176	22.202	218	34.645	236	246
3	0	1:29.393	31.144	175	22.628	215	35.621	233	198	13	0	1:29.891	30.248	177	22.185	218	37.458	58	245
4	0	1:30.960	29.725	175	22.999	210	38.236	234	242	14	0	5:02.133	4:01.161	169	23.747	199	37.225	227	
5	0	1:26.431	28.653	176	22.432	217	35.346	236	245	15	0	1:30.703	30.415	140	24.250	190	36.038	230	235
6	0	1:25.675	28.590	176	22.238	218	34.847	236	246	16	0	1:31.394	29.433	170	23.288	168	38.673	234	239
7	0	1:25.310	28.233	176	22.151	219	34.926	234	245	17	0	1:25.047	28.371	176	22.042	219	34.634	236	245
8	0	1:28.333	28.565	175	22.366	218	37.402	57	244	18	0	1:25.894	28.161	177	22.087	219	35.646	235	247
9	0	5:17.132	4:19.695	175	22.481	216	34.956	235		19	0	1:24.849	28.166	177	21.980	219	34.703	234	246
10	0	1:25.700	28.737	175	22.166	218	34.797	236	244	20	0	1:29.657	28.540	177	22.074	218	39.043	57	245

14 Schuring, NLD(#1)

theoretical besttime: 1:24.087

1	0	2:00.683	59.515	133	24.141	178	37.027	193		13	0	1:25.161	28.150	176	22.293	218	34.718	236	246
2	0	1:31.041	30.570	172	23.262	208	37.209	230	195	14	0	1:25.089	28.098	176	22.198	219	34.793	236	246
3	0	1:27.735	29.596	172	22.517	214	35.622	236	233	15	0	1:25.461	28.399	176	22.286	219	34.776	236	247
4	0	1:25.618	28.308	176	22.247	219	35.063	236	248	16	0	1:30.820	29.274	176	22.110	220	39.436	56	247
5	0	1:27.209	28.727	175	22.386	203	36.096	237	247	17	0	7:20.612	6:18.584	137	24.754	183	37.274	205	
6	0	1:25.333	28.230	176	22.174	219	34.929	237	247	18	0	1:28.825	30.316	171	22.762	196	35.747	236	211
7	0	1:25.052	28.253	176	22.131	219	34.668	236	247	19	0	1:26.320	28.288	175	21.981	219	36.051	237	246
8	0	1:24.979	28.081	176	22.149	219	34.749	236	246	20	0	1:24.362	28.159	177	21.850	220	34.353	238	247
9	0	1:24.815	28.167	176	21.990	219	34.658	235	245	21	0	1:24.408	27.884	177	22.017	220	34.507	238	248
10	0	1:25.269	28.380	173	22.176	219	34.713	236	246	22	0	1:27.742	29.649	175	22.417	219	35.676	237	245
11	0	1:25.335	28.308	176	22.280	217	34.747	236	247	23	0	1:24.626	28.063	177	21.852	220	34.711	238	248
12	0	1:26.506	28.417	177	23.258	216	34.831	236	247	24	0	1:30.638	27.967	177	22.172	219	40.499	56	248



Testtag Porsche Carrera Cup Deutschland

PORSCHE**CARRERA CUP
DEUTSCHLAND**

Sector List Session 3

Provisional

Reg. Nr.:

Thursday, August 18, 2022 14:00:00

Lausitzring, Length: 3478m

Air temperature: 33.47°C

Track temperature: N/A°C

Weather condition: Dry

Lap	Id	Time	SE1	SP1	SE2	SP2	SE3	SP3	TSP	Lap	Id	Time	SE1	SP1	SE2	SP2	SE3	SP3	TSP
20	Proczyk, AUT(#1)									theoretical besttime: 1:25.202									
1	0	1:53.782	42.918	145	28.931	160	41.933	200		13	0	1:26.275	28.492	175	23.008	217	34.775	234	245
2	0	1:39.492	34.262	157	24.670	193	40.560	219	198	14	0	1:26.026	28.861	175	22.337	216	34.828	235	244
3	0	1:38.621	31.592	169	27.973	185	39.056	231	218	15	0	1:25.358	28.431	176	22.272	217	34.655	235	245
4	0	1:33.057	29.335	175	23.992	211	39.730	235	242	16	0	1:25.583	28.614	176	22.311	217	34.658	234	245
5	0	1:27.898	29.061	176	22.781	216	36.056	235	244	17	0	1:29.433	28.851	175	22.592	217	37.990	57	244
6	0	1:25.777	28.763	176	22.290	218	34.724	235	245	18	0	3:15.212	2:09.047	166	28.279	199	37.886	224	
7	0	1:25.795	28.656	175	22.312	217	34.827	236	245	19	0	1:32.674	31.510	163	24.034	205	37.130	231	222
8	0	1:29.202	30.225	174	23.123	211	35.854	234	245	20	0	1:29.306	29.627	167	23.537	213	36.142	234	242
9	0	1:25.704	28.554	175	22.274	217	34.876	235	245	21	0	1:25.670	28.587	176	22.305	218	34.778	235	244
10	0	1:29.016	28.653	175	22.257	218	38.106	57	244	22	0	1:25.343	28.491	177	22.145	215	34.707	234	245
11	0	5:33.631	4:34.505	171	23.018	215	36.108	233		23	0	1:25.252	28.450	175	22.176	216	34.626	235	245
12	0	1:26.512	28.765	176	22.741	217	35.006	234	243										

Lap	Id	Time	SE1	SP1	SE2	SP2	SE3	SP3	TSP	Lap	Id	Time	SE1	SP1	SE2	SP2	SE3	SP3	TSP
23	Ertl, DEU(#1)									theoretical besttime: 1:24.488									
1	0	1:47.941	45.943	164	24.855	187	37.143	227		12	0	1:34.819	32.307	106	25.163	154	37.349	234	217
2	0	1:28.267	29.310	167	23.248	207	35.709	234	232	13	0	1:25.007	28.479	175	22.023	219	34.505	236	243
3	0	1:26.264	28.810	175	22.346	218	35.108	234	243	14	0	1:24.508	28.049	175	21.985	219	34.474	236	246
4	0	1:25.809	28.523	175	22.288	217	34.998	235	244	15	0	1:25.009	28.219	176	22.143	218	34.647	236	245
5	0	1:25.473	28.444	175	22.215	218	34.814	236	244	16	0	1:24.579	28.128	176	21.965	218	34.486	235	245
6	0	1:25.220	28.242	175	22.223	219	34.755	235	245	17	0	1:29.436	28.221	176	22.338	219	38.877	58	244
7	0	1:25.455	28.353	175	22.215	218	34.887	235	244	18	0	5:10.125	4:12.164	169	22.673	217	35.288	235	
8	0	1:25.275	28.314	175	22.125	218	34.836	236	244	19	0	1:25.945	28.390	176	22.784	216	34.771	237	243
9	0	1:25.917	28.957	175	22.192	217	34.768	235	244	20	0	1:26.238	29.271	173	22.127	220	34.840	237	246
10	0	1:30.413	28.435	175	22.214	218	39.764	58	243	21	0	1:24.937	28.337	175	22.024	219	34.576	237	245
11	0	5:04.982	4:04.487	150	23.880	197	36.615	219		22	0	1:32.139	28.307	175	22.171	219	41.661	58	246

Lap	Id	Time	SE1	SP1	SE2	SP2	SE3	SP3	TSP	Lap	Id	Time	SE1	SP1	SE2	SP2	SE3	SP3	TSP
25	ten Voorde, NLD(#1)									theoretical besttime: 1:23.964									
1	0	1:40.690	38.157	153	24.051	169	38.482	207		12	0	1:24.152	27.901	176	21.951	219	34.300	236	247
2	0	1:28.812	30.714	170	22.957	200	35.141	234	199	13	0	1:25.628	28.924	176	22.262	220	34.442	236	245
3	0	1:25.401	28.347	175	22.230	217	34.824	235	244	14	0	1:24.233	27.839	175	22.133	218	34.261	236	246
4	0	1:25.131	28.369	175	22.111	219	34.651	234	244	15	0	1:27.731	27.878	175	22.089	219	37.764	58	245
5	0	1:24.764	28.212	174	21.957	219	34.595	234	244	16	0	5:44.702	4:44.266	150	23.909	196	36.527	214	
6	0	1:24.640	28.005	174	22.078	219	34.557	234	244	17	0	1:29.774	29.581	159	23.287	178	36.906	235	217
7	0	1:24.688	28.069	175	22.044	219	34.575	234	244	18	0	1:24.324	27.992	175	21.930	219	34.402	236	245
8	0	1:27.854	28.083	175	22.161	218	37.610	58	244	19	0	1:26.927	28.243	165	23.790	193	34.894	236	245
9	0	6:18.254	5:17.170	138	24.670	205	36.414	210		20	0	1:24.126	27.889	175	21.864	219	34.373	235	245
10	0	1:27.683	29.866	169	22.674	209	35.143	235	217	21	0	1:38.802	37.034	160	23.503	219	38.265	58	245
11	0	1:24.664	28.074	174	21.972	220	34.618	236	244										

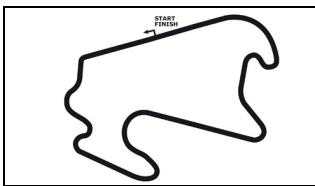
Lap	Id	Time	SE1	SP1	SE2	SP2	SE3	SP3	TSP	Lap	Id	Time	SE1	SP1	SE2	SP2	SE3	SP3	TSP
26	van Kuijk, NLD(#1)									theoretical besttime: 1:23.937									
1	0	1:41.135	38.715	139	24.032	173	38.388	204		13	0	1:25.981	28.817	175	22.262	217	34.902	235	242
2	0	1:30.037	30.844	165	23.375	190	35.818	235	203	14	0	1:24.144	27.913	176	21.949	220	34.282	236	246
3	0	1:26.083	28.855	175	22.332	218	34.896	236	246	15	0	1:23.937	27.834	175	21.824	220	34.279	237	245
4	0	1:25.969	28.710	176	22.273	219	34.986	235	247	16	0	3:54.628			210	38.376	58	246	
5	0	1:25.496	28.480	176	22.151	219	34.865	235	246	17	0	3:24.689	2:24.954	159	23.598	188	36.137	217	
6	0	1:29.782	28.655	139	23.669	218	37.458	58	246	18	0	1:32.416	29.715	176	23.102	190	39.599	235	213
7	0	2:33.544	1:35.895	175	22.395	217	35.254	235		19	0	1:29.708	28.867	177	23.589	157	37.252	235	245
8	0	1:25.076	28.245	176	22.094	218	34.737	234	245	20	0	1:25.403	28.135	177	21.913	216	35.355	236	246
9	0	1:25.339	28.306	176	22.251	219	34.782	236	245	21	0	1:24.619	28.094	176	21.865	220	34.660	236	246
10	0	1:25.376	28.248	175	22.300	217	34.828	235	247	22	0	1:24.424	27.895	177	21.886	219	34.643	236	246
11	0	1:29.411	28.215	177	22.140	219	39.056	58	247	23	0	1:24.732	28.058	175	21.979	220	34.695	236	246
12	0	3:31.117	2:31.303	112	24.185	190	35.629	233											

Lap	Id	Time	SE1	SP1	SE2	SP2	SE3	SP3	TSP	Lap	Id	Time	SE1	SP1	SE2	SP2	SE3	SP3	TSP
27	van Kuijk, NLD(#1)									theoretical besttime: 1:24.527									
1	0	1:41.998	37.451	152	24.460	180	40.087	187		13	0	1:27.146	30.226	171	22.320	217	34.600	235	245
2	0	1:30.470	30.980	160	23.544	183	35.946	235	197	14	0	1:24.851	28.421	175	21.976	218	34.454	234	245
3	0	1:25.720	28.612	174	22.116	218	34.992	235	245	15	0	1:24.851	28.244	174	22.119	217	34.488	235	245
4	0	1:25.480	28.287	175	22.119	219	35.074	236	245	16	0	1:28.567	28.151	173	22.052	217	38.364	58	245
5	0	1:25.419	28.449	174	22.170	219	34.800	236	246	17	0	4:01.257	2:59.482	141	24.329	180	37.446	219	
6	0	1:25.079	28.314	173	22.094	218	34.671	235	246	18	0	1:28.861	29.894	167	22.883	196	36.084	235	217
7	0	1:28.606	28.211	174	22.278	217	38.117	233	245	19	0	1:25.013	28.223	174	22.166	218	34.624	236	245

ver: 1.0

Page 3/ 7 printed: 18.8.2022 14:43





Testtag Porsche Carrera Cup Deutschland



Sector List Session 3

Provisional

Reg. Nr.:

Thursday, August 18, 2022 14:00:00

Lausitzring, Length: 3478m

Air temperature: 33.47°C

Track temperature: N/A°C

Weather condition: Dry

Lap	Id	Time	SE1	SP1	SE2	SP2	SE3	SP3	TSP	Lap	Id	Time	SE1	SP1	SE2	SP2	SE3	SP3	TSP
8	0	1:25.136	28.181	174	22.096	217	34.859	234	244	20	0	1:26.201	28.247	174	22.228	218	35.726	236	245
9	0	1:29.076	28.725	174	22.412	216	37.939	58	244	21	0	1:27.123	29.345	126	22.707	216	35.071	236	247
10	0	4:33.746	3:19.821	139	29.330	137	44.595	185		22	0	1:24.881	28.135	173	22.144	218	34.602	235	246
11	0	1:29.094	30.881	168	22.851	214	35.362	234	197	23	0	1:24.744	28.097	175	22.070	219	34.577	236	246
12	0	1:24.833	28.170	174	22.023	217	34.640	235	244	24	0	1:33.610	29.691	157	23.219	217	40.700	57	246

29 van Eijndhoven, NLD(#1)

theoretical besttime: 1:24.081

1	0	1:51.309	49.370	154	24.151	194	37.788	219		12	0	1:24.895	28.358	177	22.025	219	34.512	236	247
2	0	1:29.407	30.348	173	22.865	213	36.194	234	225	13	0	1:24.426	28.053	177	21.989	218	34.384	235	245
3	0	1:28.026	29.327	174	22.964	213	35.735	235	244	14	0	1:24.484	27.906	176	22.001	219	34.577	234	245
4	0	1:26.510	28.716	175	22.472	216	35.322	234	244	15	0	1:27.812	28.217	175	22.109	219	37.486	58	244
5	0	1:26.080	28.587	175	22.346	216	35.147	235	244	16	0	4:19.880	3:19.645	150	23.999	197	36.236	208	
6	0	1:25.342	28.275	175	22.113	219	34.954	235	244	17	0	1:29.941	29.735	167	23.220	169	36.986	235	209
7	0	1:28.055	28.355	176	22.295	217	37.405	57	244	18	0	1:24.855	28.178	175	22.109	218	34.568	236	245
8	0	7:26.302	6:25.245	146	24.487	203	36.570	206		19	0	1:24.870	27.897	177	22.057	218	34.916	236	245
9	0	1:28.218	29.858	169	22.825	212	35.535	235	208	20	0	1:25.615	27.918	177	22.005	218	35.692	236	245
10	0	1:24.628	28.084	175	21.964	219	34.580	236	245	21	0	1:24.306	27.862	177	21.866	219	34.578	236	246
11	0	1:24.431	28.032	176	21.835	219	34.564	237	245	22	0	1:24.651	27.952	177	21.982	218	34.717	235	245

31 Freymuth, DEU(#1)

theoretical besttime: 1:25.024

1	0	2:01.913	1:00.568	129	24.310	170	37.035	188		13	0	1:27.034	28.935	175	22.967	206	35.132	236	245
2	0	1:30.276	30.569	171	22.604	209	37.103	224	192	14	0	1:27.196	29.857	172	22.372	218	34.967	235	246
3	0	1:28.517	29.751	171	22.819	214	35.947	235	232	15	0	1:33.056	33.212	174	22.530	216	37.314	58	245
4	0	1:26.216	28.545	175	22.501	218	35.170	234	246	16	0	3:28.378	2:26.425	154	23.919	187	38.034	210	
5	0	1:26.608	28.741	175	22.447	218	35.420	235	245	17	0	1:31.348	31.741	159	23.837	214	35.770	234	214
6	0	1:25.955	28.478	175	22.360	218	35.117	234	245	18	0	1:27.406	28.616	176	22.438	216	36.352	235	244
7	0	1:25.816	28.398	176	22.474	219	34.944	234	245	19	0	1:25.672	28.513	175	22.209	218	34.950	235	244
8	0	1:26.109	28.604	175	22.387	217	35.118	234	244	20	0	1:25.181	28.279	176	22.134	218	34.768	236	245
9	0	1:26.394	28.739	175	22.495	218	35.160	233	244	21	0	1:25.225	28.209	175	22.207	218	34.809	236	245
10	0	1:26.111	28.541	175	22.376	218	35.194	234	244	22	0	1:31.057	28.713	150	25.926	181	36.418	236	245
11	0	1:29.592	28.716	175	22.502	218	38.374	58	244	23	0	1:25.310	28.371	176	22.047	218	34.892	235	246
12	0	4:17.343	3:18.999	172	22.793	208	35.551	234		24	0	1:29.030	28.545	175	22.323	217	38.162	58	245

40 Honkavuori, FIN(#1)

theoretical besttime: 1:24.607

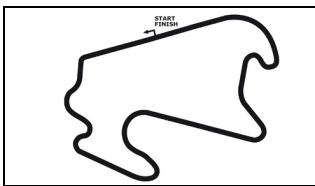
1	0	2:18.255	1:07.070	116	29.585	151	41.600	179		13	0	1:25.636	28.517	177	22.270	219	34.849	238	247
2	0	1:42.104	34.066	122	28.058	148	39.980	218	173	14	0	1:25.171	28.335	176	22.111	220	34.725	237	248
3	0	1:39.000	33.761	156	25.514	181	39.725	227	195	15	0	1:34.109	30.526	174	22.547	218	41.036	58	247
4	0	1:43.123	33.513	127	24.609	158	45.001	58	223	16	0	4:27.525	3:25.363	155	23.713	192	38.449	225	
5	0	3:39.346	2:35.525	150	25.493	169	38.328	206		17	0	1:28.959	30.409	167	22.946	208	35.604	236	227
6	0	1:37.298	34.089	147	25.230	178	37.979	228	184	18	0	1:27.319	29.233	175	22.449	217	35.637	237	245
7	0	1:31.968	29.813	175	23.695	196	38.460	236	235	19	0	1:28.492	30.394	174	22.932	214	35.166	236	247
8	0	1:26.188	28.648	176	22.592	219	34.948	238	245	20	0	1:24.720	28.230	177	21.978	219	34.512	237	245
9	0	1:25.844	28.560	175	22.339	219	34.945	237	247	21	0	1:25.909	28.492	175	22.272	219	35.145	237	247
10	0	1:30.456	29.110	174	25.741	151	35.605	236	245	22	0	1:25.808	28.277	174	22.182	220	35.349	237	247
11	0	1:26.510	29.073	175	22.444	219	34.993	237	245	23	0	1:25.084	28.117	176	22.089	219	34.878	236	247
12	0	1:26.208	28.491	176	22.526	219	35.191	238	248										

42 Wlömer, DEU(#0)

theoretical besttime: 1:25.532

1	0	2:03.381	55.100	127	26.710	157	41.571	193		13	0	1:26.592	28.693	177	22.517	220	35.382	238	246
2	0	1:31.766	31.606	157	23.549	208	36.611	234	190	14	0	1:29.818	28.883	175	22.592	219	38.343	57	248
3	0	1:29.383	30.607	174	22.850	215	35.926	236	243	15	0	5:22.406	4:20.962	160	24.806	195	36.638	234	
4	0	1:32.815	29.358	162	24.550	213	38.907	58	246	16	0	1:28.311	30.170	175	22.655	217	35.486	236	240
5	0	4:24.626	3:25.615	173	22.890	216	36.121	236		17	0	1:26.485	29.056	177	22.223	220	35.206	238	246
6	0	1:28.460	29.006	177	23.671	218	35.783	236	244	18	0	1:26.553	28.652	177	22.169	220	35.732	236	249
7	0	1:26.968	29.126	177	22.481	218	35.361	237	245	19	0	1:25.870	28.529	177	22.407	219	34.934	237	247
8	0	1:27.456	29.087	177	22.669	218	35.700	236	247	20	0	1:25.732	28.646	177	22.219	220	34.867	237	247
9	0	1:26.966	28.927	176	22.518	219	35.521	237	246	21	0	1:25.907	28.552	178	22.323	219	35.032	237	246
10	0	1:27.308	28.971	177	22.530	219	35.807	237	247	22	0	1:25.858	28.537	177	22.487	220	34.834	238	247
11	0	1:26.657	29.124	176	22.358	219	35.175	237	247	23	0	1:29.828	28.675	177	22.537	219	38.616	57	248
12	0	1:26.509	28.621	177	22.510	219	35.378	235	247										





Testtag Porsche Carrera Cup Deutschland



Sector List Session 3

Provisional

Reg. Nr.:

Thursday, August 18, 2022 14:00:00

Lausitzring, Length: 3478m

Air temperature: 33.47°C

Track temperature: N/A°C

Weather condition: Dry

Lap	Id	Time	SE1	SP1	SE2	SP2	SE3	SP3	TSP	Lap	Id	Time	SE1	SP1	SE2	SP2	SE3	SP3	TSP
44	Greif, DEU(#1)									theoretical besttime: 1:25.815									
1	0	1:57.449	52.798	135	26.254	198	38.397	210		13	0	1:26.712	28.896	174	22.393	216	35.423	233	242
2	0	1:36.612	31.637	160	25.960	171	39.015	222	215	14	0	1:33.143	28.848	173	22.562	216	41.733	58	243
3	0	1:34.125	31.644	166	24.940	194	37.541	230	216	15	0	7:37.332	6:35.333	158	25.143	203	36.856	224	
4	0	1:28.552	29.704	173	22.846	214	36.002	232	238	16	0	1:32.928	31.344	163	24.567	206	37.017	229	230
5	0	1:27.402	29.065	173	22.754	215	35.583	233	242	17	0	1:28.535	29.911	173	22.821	214	35.803	233	239
6	0	1:27.133	28.925	174	22.639	215	35.569	232	241	18	0	1:26.498	28.819	174	22.447	215	35.232	233	243
7	0	1:26.911	28.923	173	22.590	216	35.398	233	242	19	0	1:29.627	29.215	173	22.619	217	37.793	233	242
8	0	1:26.699	28.834	173	22.330	216	35.535	232	241	20	0	1:26.209	28.846	174	22.452	217	34.911	233	243
9	0	1:27.048	28.830	174	22.766	215	35.452	232	241	21	0	1:25.958	28.574	175	22.386	216	34.998	233	242
10	0	1:26.587	28.840	173	22.508	215	35.239	233	240	22	0	1:26.272	28.633	174	22.448	216	35.191	233	242
11	0	1:27.955	29.012	174	22.788	214	36.155	234	241	23	0	1:36.637	29.126	169	25.879	215	41.632	57	242
12	0	1:27.320	29.024	173	22.710	216	35.586	233	243										

57	van Buren, NLD(#1)									theoretical besttime: 1:24.123									
1	0	2:35.906	1:34.953	149	24.683	187	36.270	225		13	0	1:25.343	28.374	176	22.237	218	34.732	236	245
2	0	1:31.061	29.913	171	23.370	205	37.778	232	236	14	0	1:25.169	28.288	175	22.175	218	34.706	235	245
3	0	1:37.025	30.670	161	27.606	140	38.749	233	232	15	0	1:25.300	28.389	174	22.241	219	34.670	236	246
4	0	1:25.646	28.645	175	22.240	218	34.761	236	243	16	0	1:30.049	28.911	175	22.445	219	38.693	59	247
5	0	1:25.906	28.239	176	22.563	218	35.104	235	246	17	0	6:16.810	5:13.892	133	25.204	166	37.714	210	
6	0	1:25.374	28.271	175	22.312	219	34.791	234	244	18	0	1:35.480	30.978	172	24.521	151	39.981	234	204
7	0	1:25.161	28.199	175	22.226	218	34.736	235	245	19	0	1:26.765	28.982	175	22.671	216	35.112	235	244
8	0	1:25.097	28.265	175	22.159	219	34.673	235	245	20	0	1:25.588	28.136	176	21.961	219	35.491	236	246
9	0	1:25.154	28.241	176	22.171	218	34.742	235	245	21	0	1:24.275	28.063	176	22.016	219	34.196	236	245
10	0	1:25.337	28.527	175	22.207	219	34.603	235	245	22	0	1:29.050	30.667	171	22.997	201	35.386	236	247
11	0	1:25.472	28.223	176	22.233	218	35.016	235	245	23	0	1:24.329	27.966	176	22.023	219	34.340	235	246
12	0	1:25.398	28.329	175	22.362	218	34.707	235	245	24	0	1:32.950	30.218	174	22.717	205	40.015	57	237

68	Stender, DEU(#0)									theoretical besttime: 1:26.859									
1	0	2:25.179	1:15.580	138	26.336	170	43.263	206		9	0	1:27.965	29.308	176	22.986	215	35.671	236	244
2	0	1:40.589	32.445	130	25.355	203	42.789	184	217	10	0	1:50.753	28.969	176	44.598	175	37.186	233	244
3	0	1:32.242	31.302	171	23.594	205	37.346	233	196	11	0	1:36.713	29.911	175	24.133	197	42.669	59	241
4	0	1:29.777	29.532	174	23.591	205	36.654	233	242	12	0	17:08.694	15:50.905	54	35.531	147	42.258	212	
5	0	1:29.119	29.572	175	23.138	184	36.409	234	242	13	0	1:48.420	35.201	137	31.411	193	41.808	218	219
6	0	1:29.836	29.708	175	23.538	213	36.590	233	243	14	0	1:31.295	30.467	175	23.100	213	37.728	218	226
7	0	1:28.148	29.573	175	22.750	215	35.825	234	241	15	0	1:27.772	29.729	175	22.625	216	35.418	234	232
8	0	1:27.652	29.078	176	22.829	215	35.745	235	242	16	0	1:27.351	28.871	176	23.117	216	35.363	234	244

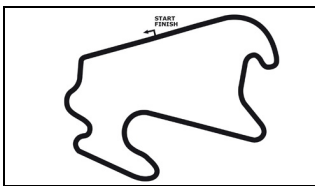
75	Levi, ISR(#1)									theoretical besttime: 1:24.504									
1	0	1:55.359	53.459	151	24.631	201	37.269	226		12	0	1:25.057	28.296	175	22.126	218	34.635	235	245
2	0	1:29.903	31.003	173	23.225	215	35.675	233	237	13	0	1:25.042	28.336	176	22.012	219	34.694	235	245
3	0	1:26.995	29.125	175	22.523	217	35.347	236	242	14	0	1:30.281	28.274	175	21.970	218	40.037	58	245
4	0	1:28.103	28.472	176	22.656	208	36.975	235	247	15	0	7:27.144	6:21.821	142	24.695	191	40.628	215	
5	0	1:27.331	29.861	175	22.395	219	35.075	236	244	16	0	1:31.138	31.205	135	23.076	214	36.857	235	225
6	0	1:25.354	28.330	176	22.087	219	34.937	235	247	17	0	1:26.547	29.143	175	22.380	215	35.024	235	245
7	0	1:25.241	28.342	175	22.136	219	34.763	235	245	18	0	1:25.180	28.377	175	22.035	219	34.768	236	247
8	0	1:29.408	28.379	175	22.324	218	38.705	58	245	19	0	1:24.740	28.316	177	21.972	219	34.452	236	245
9	0	3:53.749	2:50.404	163	26.271	191	37.074	230		20	0	1:24.902	28.082	175	21.998	218	34.822	235	247
10	0	1:27.082	29.418	175	22.340	216	35.324	232	239	21	0	1:25.149	28.178	176	22.320	219	34.651	235	246
11	0	1:25.440	28.468	175	22.105	217	34.867	235	242	22	0	1:25.409	28.311	176	22.186	218	34.912	235	245

77	Hauschild, DEU(#0)									theoretical besttime: 1:25.002									
1	0	2:11.271	1:08.486	164	25.544	196	37.241	229		13	0	1:25.295	28.518	175	22.230	217	34.547	236	245
2	0	1:33.775	31.463	173	23.302	206	39.010	234	219	14	0	1:25.499	28.342	175	22.430	219	34.727	235	246
3	0	1:28.426	29.828	175	22.757	216	35.841	236	244	15	0	1:25.446	28.609	176	22.113	219	34.724	234	245
4	0	1:29.337	29.112	175	23.613	215	36.612	236	245	16	0	1:25.418	28.391	176	22.149	219	34.878	235	245
5	0	1:27.509	29.243	175	22.927	217	35.339	235	247	17	0	1:29.394	28.560	176	22.423	217	38.411	56	246
6	0	1:27.249	29.197	174	22.568	218	35.484	235	246	18	0	3:57.962	2:59.633	164	22.843	217	35.486	235	
7	0	1:26.486	28.746	175	22.468	217	35.272	235	247	19	0	1:26.020	28.623	175	22.327	218	35.070	235	245
8	0	1:27.735	29.576	175	22.675	217	35.484	236	245	20	0	1:25.498	28.392	176	22.254	219	34.852	234	246
9	0	1:30.110	28.912	176	22.664	218	38.534	58	246	21	0	1:26.226	28.753	173	22.204	219	35.269	237	245
10	0	5:22.609	4:14.168	138	28.413	144	40.028	226		22	0	1:29.987	28.508	176	23.921	167	37.558	235	247

ver: 1.0

Page 5/ 7 printed: 18.8.2022 14:43





Testtag Porsche Carrera Cup Deutschland



Sector List Session 3

Provisional

Reg. Nr.:

Thursday, August 18, 2022 14:00:00

Lausitzring, Length: 3478m

Air temperature: 33.47°C

Track temperature: N/A°C

Weather condition: Dry

Lap	Id	Time	SE1	SP1	SE2	SP2	SE3	SP3	TSP	Lap	Id	Time	SE1	SP1	SE2	SP2	SE3	SP3	TSP
11	0	1:39.044	32.020	158	26.818	204	40.206	229	235	23	0	1:33.374	28.745	176	24.343	212	40.286	55	245
12	0	1:27.772	30.035	174	22.685	216	35.052	235	239										

84 Alshehab, KUW(#1)

theoretical besttime: 1:25.141

1	0	1:53.270	47.086	156	25.389	174	40.795	199		13	0	1:26.326	28.972	175	22.390	217	34.964	235	240
2	0	1:30.865	31.381	168	22.924	212	36.560	231	197	14	0	1:25.939	28.575	175	22.375	218	34.989	234	244
3	0	1:27.234	29.321	175	22.479	217	35.434	236	239	15	0	1:36.943	36.290	173	22.925	218	37.728	234	243
4	0	1:30.881	28.888	176	23.554	148	38.439	233	246	16	0	1:29.592	28.631	174	22.566	217	38.395	58	244
5	0	1:52.327	48.811	139	26.827	204	36.689	235	243	17	0	4:01.221	2:59.849	130	24.643	206	36.729	219	
6	0	1:26.854	28.720	175	23.018	216	35.116	235	244	18	0	1:29.363	30.634	173	22.557	213	36.172	235	221
7	0	1:26.553	28.734	175	22.629	217	35.190	235	244	19	0	1:25.975	28.747	173	22.495	218	34.733	234	244
8	0	1:32.828	31.348	171	22.756	206	38.724	56	245	20	0	1:25.875	28.589	174	22.624	218	34.662	235	245
9	0	4:08.513	3:04.758	148	26.976	184	36.779	229		21	0	1:29.795	28.563	175	22.225	217	39.007	233	244
10	0	1:36.523	32.671	123	23.769	187	40.083	233	239	22	0	1:30.618	28.522	175	22.202	217	39.894	228	243
11	0	1:28.449	29.849	173	22.721	213	35.879	234	242	23	0	1:25.625	28.277	176	22.661	219	34.687	235	240
12	0	1:27.109	28.692	175	22.451	217	35.966	231	243										

94 Pereira, LUX(#1)

theoretical besttime: 1:24.756

1	0	2:11.407	1:09.879	161	24.831	196	36.697	237		7	0	1:26.540	28.301	177	23.102	210	35.137	236	247
2	0	1:32.616	30.068	173	22.582	194	39.966	234	244	8	0	1:25.268	28.437	176	22.025	218	34.806	236	246
3	0	1:26.777	28.801	174	22.285	218	35.691	235	245	9	0	1:24.840	28.172	176	22.109	219	34.559	236	247
4	0	1:29.440	28.414	176	22.568	218	38.458	236	247	10	0	1:26.784	28.487	171	22.993	219	35.304	237	247
5	0	1:47.448	29.928	131	25.409	168	52.111	236	246	11	0	1:39.597	28.249	177	22.207	218	49.141	58	247
6	0	1:25.596	28.410	176	22.244	219	34.942	237	246										

95 Wagner, DEU(#1)

theoretical besttime: 1:24.877

1	0	2:23.560	1:18.617	138	25.551	157	39.392	204		13	0	1:27.875	28.630	176	22.297	218	36.948	58	246
2	0	1:32.327	31.007	173	23.333	204	37.987	233	201	14	0	4:54.651	3:46.031	126	28.118	129	40.502	180	
3	0	1:27.438	29.486	174	22.522	217	35.430	234	243	15	0	1:33.098	32.462	150	23.925	178	36.711	229	180
4	0	1:26.280	28.845	175	22.193	219	35.242	236	247	16	0	1:27.347	29.516	175	22.468	217	35.363	235	239
5	0	1:26.474	28.839	176	22.271	220	35.364	238	247	17	0	1:25.354	28.367	176	22.199	218	34.788	236	246
6	0	1:52.028	28.788	176	45.495	216	37.745	58	248	18	0	1:25.381	28.343	176	22.495	218	34.543	236	247
7	0	4:37.196	3:38.700	174	22.692	212	35.804	234		19	0	1:25.290	28.309	177	22.283	219	34.698	237	247
8	0	1:25.959	28.836	175	22.350	217	34.773	235	244	20	0	1:25.139	28.361	177	22.135	219	34.643	236	246
9	0	1:25.808	28.534	175	22.377	218	34.897	235	245	21	0	1:25.323	28.303	176	22.125	220	34.895	236	247
10	0	1:25.803	28.599	175	22.384	218	34.820	235	245	22	0	1:25.230	28.410	177	22.031	219	34.789	236	247
11	0	1:26.943	28.642	175	23.455	219	34.846	236	245	23	0	1:32.439	28.998	175	23.103	206	40.338	58	246
12	0	1:25.765	28.656	175	22.208	218	34.901	235	247										

96 Slooten, DEU(#1)

theoretical besttime: 1:25.161

1	0	2:22.022	1:17.643	141	25.322	177	39.057	227		12	0	1:28.332	30.576	175	22.823	218	34.933	235	247
2	0	1:31.554	31.140	168	24.093	209	36.321	232	238	13	0	1:28.895	28.606	174	22.955	217	37.334	57	245
3	0	1:28.460	29.710	175	23.128	213	35.622	235	241	14	0	5:16.363	4:04.795	133	30.601	144	40.967	190	
4	0	1:27.088	29.312	175	22.457	217	35.319	235	245	15	0	1:32.985	32.704	156	23.751	208	36.530	232	197
5	0	1:26.429	28.790	175	22.405	217	35.234	237	245	16	0	1:28.529	30.524	173	22.691	217	35.314	234	228
6	0	1:26.508	28.825	176	22.615	217	35.068	236	247	17	0	1:25.916	28.915	174	22.240	219	34.761	237	245
7	0	1:29.743	28.840	176	22.571	217	38.332	57	247	18	0	1:29.882	31.277	170	23.240	216	35.365	235	248
8	0	5:03.988	4:02.875	148	24.531	212	36.582	235		19	0	1:25.253	28.399	177	22.140	219	34.714	236	246
9	0	1:26.511	28.873	176	22.495	217	35.143	235	244	20	0	1:25.465	28.483	177	22.314	219	34.668	236	246
10	0	1:26.788	29.178	175	22.485	216	35.125	234	245	21	0	1:25.506	28.658	177	22.226	218	34.622	235	247
11	0	1:25.794	28.438	175	22.512	218	34.844	235	245	22	0	1:56.407	47.010	74	29.244	217	40.153	56	247

98 Seyffert, DEU(#1)

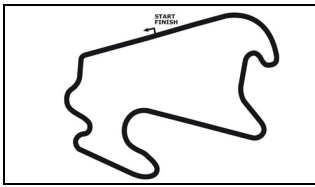
theoretical besttime: 1:24.158

1	0	1:56.061	46.152	132	27.948	157	41.961	202		13	0	1:25.155	28.531	176	22.064	218	34.560	235	246
2	0	1:37.543	32.643	158	24.710	183	40.190	226	207	14	0	1:25.589	28.405	176	22.224	219	34.960	236	245
3	0	1:45.330	31.495	159	27.078	213	46.757	233	220	15	0	1:25.437	28.332	175	22.403	216	34.702	236	245
4	0	1:33.620	29.169	170	22.814	216	41.637	234	243	16	0	1:25.300	28.434	175	22.209	218	34.657	235	247
5	0	1:25.764	28.616	175	22.095	219	35.053	235	245	17	0	1:30.112	29.087	176	22.952	216	38.073	57	245
6	0	1:25.333	28.808	175	22.034	218	34.491	235	245	18	0	3:07.120	2:03.662	140	24.760	179	38.698	219	
7	0	1:25.554	28.280	177	22.157	219	35.117	235	245	19	0	1:35.140	34.409	143	23.973	180	36.758	225	227
8	0	1:25.228	28.263	177	22.200	217	34.765	235	245	20	0	1:30.699	29.469	175	22.697	214	38.533	237	233
9	0	1:29.829	28.320	175	22.146	219	39.363	53	245	21	0	1:24.820	28.541	177	21.931	219	34.348	236	247

ver: 1.0

Page 6/ 7 printed: 18.8.2022 14:43





Testtag Porsche Carrera Cup Deutschland

PORSCHE

**CARRERA CUP
DEUTSCHLAND**

Sector List Session 3

Provisional

Reg. Nr.:

Thursday, August 18, 2022 14:00:00

Lausitzring, Length: 3478m

Air temperature: 33.47°C

Track temperature: N/A°C

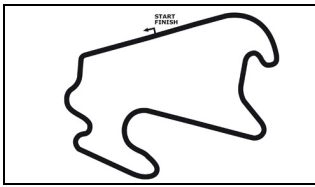
Weather condition: Dry

Lap	Id	Time	SE1	SP1	SE2	SP2	SE3	SP3	TSP	Lap	Id	Time	SE1	SP1	SE2	SP2	SE3	SP3	TSP
10	0	5:57.986	4:59.498	171	22.600	216	35.888	234		22	0	1:24.477	27.956	177	22.250	218	34.271	236	247
11	0	1:27.660	28.978	174	22.233	218	36.449	234	244	23	0	1:30.527	28.209	176	22.128	209	40.190	57	246
12	0	1:25.418	28.523	176	22.150	218	34.745	235	244										

99 Buus, DNK(#1)

theoretical besttime: 1:24.600

1	0	2:26.448	1:20.788	150	26.720	172	38.940	225		11	0	1:26.824	28.395	175	22.203	218	36.226	234	244
2	0	1:32.746	31.377	139	23.934	207	37.435	234	233	12	0	1:27.014	28.202	174	22.088	218	36.724	58	244
3	0	1:25.464	28.238	176	22.358	217	34.868	235	244	13	0	4:14.252	3:13.045	125	25.053	210	36.154	234	
4	0	1:34.276	28.512	176	22.661	158	43.103	236	246	14	0	1:28.487	28.781	173	22.354	217	37.352	235	243
5	0	1:25.910	28.153	175	22.254	215	35.503	236	245	15	0	1:28.006	29.543	175	22.560	217	35.903	234	245
6	0	1:26.436	28.193	176	22.609	216	35.634	235	245	16	0	1:28.879	28.254	176	22.341	218	38.284	58	245
7	0	1:24.667	28.071	175	22.017	218	34.579	234	245	17	0	5:44.192	4:45.143	170	23.434	210	35.615	235	
8	0	1:28.040	28.134	175	22.108	218	37.798	58	244	18	0	1:24.800	28.144	176	22.144	219	34.512	234	245
9	0	6:04.003	5:05.005	174	22.206	214	36.792	234		19	0	1:28.161	28.195	177	22.058	219	37.908	58	245
10	0	1:24.790	28.128	175	22.137	217	34.525	233	244										



Testtag Porsche Carrera Cup Deutschland

PORSCHE**CARRERA CUP
DEUTSCHLAND**

Top speed list Session 3

Provisional

Reg. Nr.:

Thursday, August 18, 2022 14:00:00

Lausitzring, Length: 3478m

Air temperature: 33.47°C

Track temperature: N/A°C

Weather condition: Dry

#	Name (NAT)	Team	Car name	Speed	Lap	Race time
42	Luka Wlömer (DEU)	ID Racing (DEU)	Porsche 911 GT3 Cup	249.32	18	32:27.617
40	Jukka Honkavuori (FIN)	ID Racing (DEU)	Porsche 911 GT3 Cup	248.75	14	22:53.650
96	Jan-Erik Slooten (DEU)	IronForce Racing by Phoenix	Porsche 911 GT3 Cup	248.75	18	33:17.626
14	Morris Schuring (NLD)	SSR Huber Racing	Porsche 911 GT3 Cup	248.75	23	38:10.093
9	Lorcan Hanafin (GBR)	FACH AUTO TECH (CHE)	Porsche 911 GT3 Cup	248.17	4	5:08.791
3	Laurin Heinrich (DEU)	SSR Huber Racing	Porsche 911 GT3 Cup	248.17	5	6:22.929
95	Richard Wagner (DEU)	IronForce Racing by Phoenix	Porsche 911 GT3 Cup	248.17	6	8:17.793
6	Carlos Rivas (LUX)	BLACK FALCON (DEU)	Porsche 911 GT3 Cup	248.17	16	22:33.569
8	Alexander Fach (CHE)	FACH AUTO TECH (CHE)	Porsche 911 GT3 Cup	248.17	10	35:09.362
4	Loek Hartog (NLD)	BLACK FALCON (DEU)	Porsche 911 GT3 Cup	247.60	5	6:24.613
94	Dylan Pereira (LUX)	IronForce Racing by Phoenix	Porsche 911 GT3 Cup	247.60	7	9:55.006
29	Huub van Eijndhoven (NLD)	GP Elite (NLD)	Porsche 911 GT3 Cup	247.60	12	22:20.029
57	Rudy van Buren (NLD)	Huber Racing	Porsche 911 GT3 Cup	247.60	16	22:50.075
75	Ariel Levi (ISR)	Huber Racing	Porsche 911 GT3 Cup	247.60	20	36:30.821
77	Kim Andre Hauschild (DEU)	HRT Performance	Porsche 911 GT3 Cup	247.60	22	37:59.800
26	Jesse van Kuijk (NLD)	Team GP Elite (NLD)	Porsche 911 GT3 Cup	247.03	4	4:38.986
13	Alexander Tauscher (DEU)	Allied-Racing (DEU)	Porsche 911 GT3 Cup	247.03	11	19:33.044
25	Larry ten Voorde (NLD)	Team GP Elite (NLD)	Porsche 911 GT3 Cup	247.03	12	20:54.307
98	Jan Seyffert (DEU)	HP Racing International (DEU)	Porsche 911 GT3 Cup	247.03	16	27:13.237
27	Daan van Kuijk (NLD)	GP Elite (NLD)	Porsche 911 GT3 Cup	247.03	21	34:53.131
84	Ahmad Alshehab (KUW)	CarTech Motorsport by Nigrin (DEU)	Porsche 911 GT3 Cup	246.46	4	4:53.098
31	Sebastian Freymuth (DEU)	HRT Performance	Porsche 911 GT3 Cup	246.46	4	5:02.437
99	Bastian Buus (DNK)	Allied-Racing (DEU)	Porsche 911 GT3 Cup	246.46	4	5:26.388
2	Georgi Donchev (BGR)	Huber Racing	Porsche 911 GT3 Cup	246.46	5	6:18.715
5	Sören Spreng (DEU)	BLACK FALCON (DEU)	Porsche 911 GT3 Cup	246.46	12	19:31.550
23	Lukas Ertl (DEU)	CarTech Motorsport by Nigrin (DEU)	Porsche 911 GT3 Cup	246.46	14	22:52.570
20	Harald Proczyk (AUT)	HP Racing International (DEU)	Porsche 911 GT3 Cup	245.90	8	11:06.152
7	Christof Langer (DEU)	FACH AUTO TECH (CHE)	Porsche 911 GT3 Cup	245.90	6	22:36.358
68	Tim Stender (DEU)	HRT Performance	Porsche 911 GT3 Cup	244.78	9	13:04.281
44	Jonas Greif (DEU)	SSR Huber Racing	Porsche 911 GT3 Cup	243.12	12	16:48.223