

**DMSB** Reg. Nr.:

**Provisional**

**Result List**

Stewards / Race Management

STEWARD	Matthias Heinz
STEWARD	Achim Loth
STEWARD	Carsten Ruscher
RACE DIRECTOR	Luca Stegner
CLERK OF THE COURSE	Marcel Putsche
TECHNICAL DELEGATE	
CHIEF TIMEKEEPER	Steffen Ruhl

Weather Start/Finish

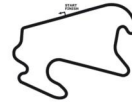
AIR	23.0°C
TRACK	24.4°C
CONDITIONS	Dry
PRESSURE	995 hPa
AIR	21.8°C
TRACK	23.2°C
CONDITIONS	Dry
PRESSURE	995 hPa

Track Information

GREEN FLAG	15:20:00
CHEQUERED FLAG	16:20:00
SAFETY CAR PHASE	0
FULL COURSE YELLOW PHASE	0
TRACK NAME	Lausitzring
TRACK LENGTH	3478m
TURN COUNT	12
FASTEST LAP:	#3. HEI - 1:24.391

STARTED: 31 CLASSIFIED: 31 NOT CLASSIFIED: 0 DISQUALIFIED: 0

Nr.	Drivers	Team	Lap	Best Time	Gap	Diff	Kph	Day Time
Cl.	Car	Competitor						
1	3 L.Heinrich(DEU) Porsche 911 GT3 Cup	SSR Huber Racing	26	1:24.391			148.3	16:18:42
2	57 R.van Buren(NLD) Porsche 911 GT3 Cup	Huber Racing	28	1:24.635	0.244	0.244	147.9	16:16:59
3	25 L.ten Voorde(NLD) Porsche 911 GT3 Cup	Team GP Elite(NLD)	30	1:24.641	0.250	0.006	147.9	16:19:43
4	94 D.Pereira(LUX) Porsche 911 GT3 Cup	IronForce Racing by Phoenix	34	1:24.764	0.373	0.123	147.7	16:19:16
5	8 A.Fach(CHE) Rookie Porsche 911 GT3 Cup	FACH AUTO TECH(CHE)	31	1:24.789	0.398	0.025	147.6	16:19:56
6	14 M.Schuring(NLD) Porsche 911 GT3 Cup	SSR Huber Racing	26	1:24.821	0.430	0.032	147.6	16:21:10
7	27 D.van Kuijk(NLD) Porsche 911 GT3 Cup	GP Elite(NLD)	15	1:24.857	0.466	0.036	147.5	16:02:23
8	23 L.Ertl(DEU) Porsche 911 GT3 Cup	CarTech Motorsport by Nigrin(DEU)	34	1:24.930	0.539	0.073	147.4	16:16:55
9	9 L.Hanafin(GBR) Rookie Porsche 911 GT3 Cup	FACH AUTO TECH(CHE)	29	1:25.012	0.621	0.082	147.2	16:20:04
10	13 A.Tauscher(DEU) Rookie Porsche 911 GT3 Cup	Allied-Racing(DEU)	23	1:25.024	0.633	0.012	147.2	16:04:43
11	24 M.van Splunteren(NLD) Porsche 911 GT3 Cup	Team GP Elite(NLD)	31	1:25.158	0.767	0.134	147.0	16:16:28
12	4 L.Hartog(NLD) Porsche 911 GT3 Cup	BLACK FALCON(DEU)	32	1:25.203	0.812	0.045	146.9	16:20:28
13	26 J.van Kuijk(NLD) Porsche 911 GT3 Cup	Team GP Elite(NLD)	33	1:25.297	0.906	0.094	146.7	16:17:29
14	75 A.Levi(ISR) Rookie Porsche 911 GT3 Cup	Huber Racing	22	1:25.315	0.924	0.018	146.7	16:17:32
15	29 H.van Eindhoven(NLD) Rookie Porsche 911 GT3 Cup	GP Elite(NLD)	23	1:25.327	0.936	0.012	146.7	16:18:56
16	99 B.Buus(DNK) Porsche 911 GT3 Cup	Allied-Racing(DEU)	20	1:25.492	1.101	0.165	146.4	16:01:44
17	95 R.Wagner(DEU) Porsche 911 GT3 Cup	IronForce Racing by Phoenix	31	1:25.517	1.126	0.025	146.4	16:17:08
18	20 H.Proczyk(AUT) Porsche 911 GT3 Cup	HP Racing International(DEU)	31	1:25.520	1.129	0.003	146.4	16:20:31
19	40 J.Honkavuori(FIN) Porsche 911 GT3 Cup	ID Racing(DEU)	35	1:25.553	1.162	0.033	146.3	16:19:27
20	96 J.Slooten(DEU) ProAM Porsche 911 GT3 Cup	IronForce Racing by Phoenix	21	1:25.771	1.380	0.218	145.9	15:59:56
21	2 G.Donchev(BGR) ProAM Porsche 911 GT3 Cup	Huber Racing	21	1:25.772	1.381	0.001	145.9	15:56:19



**DMSB** Reg. Nr.:

**Provisional**

**Result List**

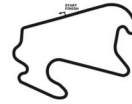
Nr.	Drivers	Team	Lap	Best Time	Gap	Diff	Kph	Day Time
Cl.	Car	Competitor						
22	42 L.Wlömer(DEU) Rookie Porsche 911 GT3 Cup	ID Racing(DEU)	35	1:25.858	1.467	0.086	145.8	16:21:01
23	31 S.Freyruth(DEU) Rookie Porsche 911 GT3 Cup	HRT Performance	34	1:25.880	1.489	0.022	145.7	16:19:32
24	98 J.Seyffert(DEU) Rookie Porsche 911 GT3 Cup	HP Racing International(DEU)	17	1:25.985	1.594	0.105	145.6	15:53:52
25	5 S.Spreng(DEU) ProAM Porsche 911 GT3 Cup	BLACK FALCON(DEU)	23	1:26.015	1.624	0.030	145.5	16:01:50
26	6 C.Rivas(LUX) ProAM Porsche 911 GT3 Cup	BLACK FALCON(DEU)	22	1:26.134	1.743	0.119	145.3	16:00:14
27	77 K.Hauschild(DEU) ProAM Porsche 911 GT3 Cup	HRT Performance	17	1:26.157	1.766	0.023	145.3	15:50:55
28	84 A.Alshehab(KUW) ProAM Porsche 911 GT3 Cup	CarTech Motorsport by Nigrin(DEU)	28	1:26.208	1.817	0.051	145.2	16:16:50
29	68 T.Stender(DEU) Rookie Porsche 911 GT3 Cup	HRT Performance	35	1:26.547	2.156	0.339	144.6	16:19:39
30	44 J.Greif(DEU) Rookie Porsche 911 GT3 Cup	SSR Huber Racing	27	1:26.999	2.608	0.452	143.9	16:20:19
31	7 C.Langer(DEU) ProAM Porsche 911 GT3 Cup	FACH AUTO TECH(CHE)	15	1:27.473	3.082	0.474	143.1	15:47:03

**Subject to final scrutineering!**

Publication time:

Clerk of the Course: Marcel Putsche

Timekeeper: Steffen Ruh



**Provisional**

**Class Result List**

**Stewards / Race Management**

<b>STEWARD</b>	Matthias Heinz
<b>STEWARD</b>	Achim Loth
<b>STEWARD</b>	Carsten Ruscher
<b>RACE DIRECTOR</b>	Luca Stegner
<b>CLERK OF THE COURSE</b>	Marcel Putsche
<b>TECHNICAL DELEGATE</b>	
<b>CHIEF TIMEKEEPER</b>	Steffen Ruhl

**Weather Start/Finish**

<b>AIR</b>	23.0°C
<b>TRACK</b>	24.4°C
<b>CONDITIONS</b>	Dry
<b>PRESSURE</b>	995 hPa
<b>AIR</b>	21.8°C
<b>TRACK</b>	23.2°C
<b>CONDITIONS</b>	Dry
<b>PRESSURE</b>	995 hPa

**Track Information**

<b>GREEN FLAG</b>	15:20:00
<b>CHEQUERED FLAG</b>	16:20:00
<b>SAFETY CAR PHASE</b>	0
<b>FULL COURSE YELLOW PHASE</b>	0
<b>TRACK NAME</b>	Lausitzring
<b>TRACK LENGTH</b>	3478m
<b>TURN COUNT</b>	12
<b>FASTEST LAP:</b>	#3. HEI - 1:24.391

STARTED: 31 CLASSIFIED: 31 NOT CLASSIFIED: 0 DISQUALIFIED: 0

Nr.	Drivers	Team	Lap	Best Time	Gap	Diff	Kph	Day Time
	Car	Competitor						

**CLASS: Rookie**

Started: 10 Classified: 10

Not Classified: 0

1	8	<b>A.Fach(CHE)</b> Porsche 911 GT3 Cup	FACH AUTO TECH(CHE)	31	1:24.789			147.6	16:19:56
2	9	<b>L.Hanafin(GBR)</b> Porsche 911 GT3 Cup	FACH AUTO TECH(CHE)	29	1:25.012	0.223	0.223	147.2	16:20:04
3	13	<b>A.Tauscher(DEU)</b> Porsche 911 GT3 Cup	Allied-Racing(DEU)	23	1:25.024	0.235	0.012	147.2	16:04:43
4	75	<b>A.Levi(ISR)</b> Porsche 911 GT3 Cup	Huber Racing	22	1:25.315	0.526	0.291	146.7	16:17:32
5	29	<b>H.van Eindhoven(NLD)</b> Porsche 911 GT3 Cup	GP Elite(NLD)	23	1:25.327	0.538	0.012	146.7	16:18:56
6	42	<b>L.Wlömer(DEU)</b> Porsche 911 GT3 Cup	ID Racing(DEU)	35	1:25.858	1.069	0.531	145.8	16:21:01
7	31	<b>S.Freythuth(DEU)</b> Porsche 911 GT3 Cup	HRT Performance	34	1:25.880	1.091	0.022	145.7	16:19:32
8	98	<b>J.Seyffert(DEU)</b> Porsche 911 GT3 Cup	HP Racing International(DEU)	17	1:25.985	1.196	0.105	145.6	15:53:52
9	68	<b>T.Stender(DEU)</b> Porsche 911 GT3 Cup	HRT Performance	35	1:26.547	1.758	0.562	144.6	16:19:39
10	44	<b>J.Greif(DEU)</b> Porsche 911 GT3 Cup	SSR Huber Racing	27	1:26.999	2.210	0.452	143.9	16:20:19

**CLASS: ProAM**

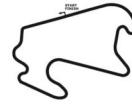
Started: 7 Classified: 7

Not Classified: 0

1	96	<b>J.Slooten(DEU)</b> Porsche 911 GT3 Cup	IronForce Racing by Phoenix	21	1:25.771			145.9	15:59:56
2	2	<b>G.Donchev(BGR)</b> Porsche 911 GT3 Cup	Huber Racing	21	1:25.772	0.001	0.001	145.9	15:56:19
3	5	<b>S.Spreng(DEU)</b> Porsche 911 GT3 Cup	BLACK FALCON(DEU)	23	1:26.015	0.244	0.243	145.5	16:01:50
4	6	<b>C.Rivas(LUX)</b> Porsche 911 GT3 Cup	BLACK FALCON(DEU)	22	1:26.134	0.363	0.119	145.3	16:00:14
5	77	<b>K.Hauschild(DEU)</b> Porsche 911 GT3 Cup	HRT Performance	17	1:26.157	0.386	0.023	145.3	15:50:55
6	84	<b>A.Alshehab(KUW)</b> Porsche 911 GT3 Cup	CarTech Motorsport by Nigrin(DEU)	28	1:26.208	0.437	0.051	145.2	16:16:50
7	7	<b>C.Langer(DEU)</b> Porsche 911 GT3 Cup	FACH AUTO TECH(CHE)	15	1:27.473	1.702	1.265	143.1	15:47:03

Subject to final scrutineering!

**Free Practice  
Lausitzring**



Reg. Nr.:

**Provisional**

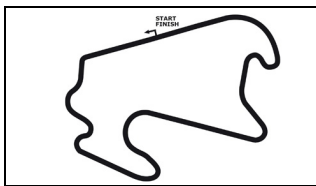
**Class Result List**

Nr. Drivers	Team	Lap	Best Time	Gap	Diff	Kph	Day Time
Car	Competitor						

Publication time:

Clerk of the Course: Marcel Putsche

Timekeeper: Steffen Ruhl



# Porsche Carrera Cup Deutschland

## Sector List Free Practice

Provisional

**PORSCHE**

**CARRERA CUP  
DEUTSCHLAND**

Lausitzring, Length: 3478m

Air temperature: 21.75°C

Track temperature: 23.3°C

Weather condition: Dry

**DMSB** Reg. Nr.:

Friday, August 19, 2022 15:20:00

Lap Id	Time	SE1	SP1	SE2	SP2	SE3	SP3	TSP	Lap Id	Time	SE1	SP1	SE2	SP2	SE3	SP3	TSP
<b>2 Donchev, BGR(#1)</b>									<b>theoretical besttime: 1:25.679</b>								
1	0	2:14.508	1:02.747	118	29.638	152	42.123	194	17	0	4:41.733	3:36.700	132	26.419	175	38.614	213
2	0	1:35.468	32.704	171	25.197	205	37.567	233 211	18	0	1:35.649	31.903	174	24.451	138	39.295	228 223
3	0	1:28.574	29.637	175	22.909	214	36.028	233 242	19	0	1:28.714	30.081	175	22.936	215	35.697	234 237
4	0	1:28.688	29.447	176	22.835	215	36.406	234 243	20	0	1:26.700	28.952	175	22.498	218	35.250	235 244
5	0	1:27.792	29.440	176	22.814	218	35.538	235 244	21	0	<b>1:25.772</b>	28.567	176	22.229	221	<b>34.976</b>	<b>234</b> 244
6	0	1:27.904	29.403	176	22.797	219	35.704	235 245	22	0	1:26.109	<b>28.501</b>	<b>177</b>	22.322	219	35.286	234 244
7	0	1:27.394	29.349	176	22.490	220	35.555	235 245	23	0	1:25.952	28.676	177	22.251	219	35.025	236 244
8	0	1:30.863	29.341	175	22.755	219	38.767	58 244	24	0	1:31.057	28.998	176	22.260	220	39.799	55 245
9	0	2:45.574	1:47.085	174	22.926	216	35.563	236	25	0	3:20.040	2:19.919	171	24.471	216	35.650	236
10	0	1:27.573	29.589	174	22.519	217	35.465	236 245	26	0	1:27.419	29.230	176	22.380	220	35.809	236 245
11	0	1:26.919	29.250	176	22.423	219	35.246	<b>237</b> 245	27	0	1:27.560	29.347	176	22.903	218	35.310	237 245
12	0	1:27.415	29.192	<b>177</b>	22.559	219	35.664	236 245	28	0	1:42.021	34.876	174	24.963	189	42.182	56 <b>246</b>
13	0	1:27.224	29.118	177	22.456	219	35.650	236 244	29	0	7:36.983	6:35.764	168	23.861	208	37.358	231
14	0	1:27.056	29.184	177	22.530	219	35.342	236 245	30	0	1:28.308	29.742	175	23.186	218	35.380	235 241
15	0	1:26.493	28.811	177	22.511	218	35.171	236 245	31	0	1:29.365	28.847	177	<b>22.202</b>	<b>220</b>	38.316	236 245
16	0	1:30.769	28.803	177	22.646	220	39.320	56 245	32	0	1:26.614	29.048	175	22.475	219	35.091	237 245

<b>3 Heinrich, DEU(#1)</b>									<b>theoretical besttime: 1:24.391</b>								
1	0	1:44.498	39.048	146	26.371	183	39.079	203	15	0	1:28.438	28.235	177	22.281	219	37.922	58 247
2	0	1:38.880	33.950	164	26.559	125	38.371	140 155	16	0	4:38.755	3:35.017	173	23.410	213	40.328	58
3	0	1:40.632	35.415	154	25.154	134	40.063	232 114	17	0	10:33.906	9:31.784	140	24.864	199	37.258	216
4	0	1:35.565	33.802	176	24.141	214	37.622	233 167	18	0	1:29.447	30.797	164	22.831	205	35.819	233 220
5	0	1:33.731	33.710	176	22.784	204	37.237	236 179	19	0	1:26.888	29.215	177	22.386	218	35.287	236 244
6	0	1:34.165	29.651	177	26.316	156	38.198	206 245	20	0	1:29.547	31.417	186	22.629	218	35.501	236 245
7	0	1:41.014	32.052	136	25.698	147	43.264	59 189	21	0	1:26.065	28.622	177	22.325	217	35.118	237 245
8	0	8:53.198	7:48.848	147	26.490	195	37.860	210	22	0	1:25.463	28.492	176	22.072	220	34.899	237 246
9	0	1:32.087	30.771	173	22.922	213	38.394	236 209	23	0	1:24.957	28.186	177	21.985	220	34.786	237 247
10	0	1:26.911	28.919	177	22.729	217	35.263	237 246	24	0	1:24.967	28.182	178	22.075	220	34.710	238 247
11	0	1:25.780	28.585	177	22.302	219	34.893	236 246	25	0	1:24.805	28.302	177	22.008	221	34.495	237 <b>248</b>
12	0	1:25.506	28.434	176	22.212	219	34.860	237 245	26	0	<b>1:24.391</b>	<b>28.028</b>	<b>177</b>	<b>21.931</b>	<b>220</b>	<b>34.432</b>	<b>238</b> 247
13	0	1:27.456	28.370	177	22.507	218	36.579	237 247	27	0	1:31.498	34.219	180	22.619	221	34.660	238 247
14	0	1:25.018	28.256	177	22.049	219	34.713	237 247									

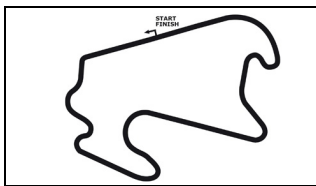
<b>4 Hartog, NLD(#1)</b>									<b>theoretical besttime: 1:25.068</b>								
1	0	1:45.601	40.076	126	26.886	160	38.639	202	17	0	1:25.851	28.532	176	22.290	219	35.029	235 246
2	0	1:30.233	30.932	172	23.359	183	35.942	234 203	18	0	1:28.115	28.380	177	22.584	220	37.151	58 246
3	0	1:27.904	29.227	175	22.841	216	35.836	235 244	19	0	7:49.569	6:46.802	169	25.817	152	36.950	229
4	0	1:26.952	28.986	175	22.464	218	35.502	235 245	20	0	1:28.329	29.991	175	22.797	212	35.541	233 239
5	0	1:27.167	29.183	175	22.712	219	35.272	235 245	21	0	1:26.441	28.877	177	22.225	219	35.339	235 243
6	0	1:26.266	28.731	177	22.447	219	35.088	235 244	22	0	1:25.798	28.383	177	22.478	212	34.937	236 244
7	0	1:26.073	28.645	176	22.268	219	35.160	236 244	23	0	1:25.880	28.478	176	22.431	216	34.971	236 245
8	0	1:26.569	28.972	176	22.416	219	35.181	236 246	24	0	1:25.515	28.364	177	22.268	219	34.883	237 247
9	0	1:26.013	28.650	177	22.366	218	34.997	236 246	25	0	1:26.880	29.323	177	22.366	219	35.191	235 245
10	0	1:26.379	28.716	177	22.510	219	35.153	<b>238</b> <b>247</b>	26	0	1:29.790	28.873	177	22.318	220	38.599	236 245
11	0	1:25.821	28.589	176	22.286	220	34.946	237 247	27	0	1:32.554	30.578	177	22.729	194	39.247	57 239
12	0	1:25.625	28.621	175	22.167	<b>220</b>	34.837	238 247	28	0	6:03.755	5:02.831	137	23.389	142	37.535	235
13	0	1:26.918	29.609	<b>178</b>	22.522	219	34.787	237 247	29	0	1:25.855	28.549	176	22.383	219	34.923	237 245
14	0	1:29.075	28.874	177	22.219	219	37.982	58 247	30	0	1:25.290	28.409	178	22.197	219	<b>34.684</b>	<b>237</b> 246
15	0	3:58.593	2:59.968	177	22.386	218	36.239	236	31	0	1:27.566	28.531	177	22.858	184	36.177	236 246
16	0	1:40.745	28.674	175	22.233	219	49.838	236 245	32	0	<b>1:25.203</b>	<b>28.309</b>	<b>178</b>	<b>22.075</b>	<b>219</b>	34.819	235 244

<b>5 Spreng, DEU(#1)</b>									<b>theoretical besttime: 1:25.825</b>								
1	0	2:29.209	1:13.348	115	30.453	124	45.408	175	17	0	1:29.175	29.982	173	23.133	215	36.060	232 241
2	0	1:35.308	32.878	171	24.279	184	38.151	232 192	18	0	1:27.347	29.325	175	22.718	216	35.304	234 242
3	0	1:28.760	29.526	175	23.169	215	36.065	233 242	19	0	1:30.123	31.643	175	22.962	218	35.518	234 244
4	0	1:30.235	29.725	175	23.000	216	37.510	234 244	20	0	1:26.440	28.895	176	22.448	217	35.097	234 243
5	0	1:28.405	29.368	175	23.339	216	35.698	235 243	21	0	1:30.029	28.935	176	25.846	217	35.248	236 244
6	0	1:27.748	29.184	174	22.916	216	35.648	234 244	22	0	1:26.035	28.769	176	22.326	219	<b>34.940</b>	<b>235</b> 245
7	0	1:27.051	28.921	175	22.653	217	35.477	234 244	23	0	<b>1:26.015</b>	28.746	176	<b>22.297</b>	<b>218</b>	34.972	235 245
8	0	1:31.795	28.781	175	22.996	216	40.018	58 245	24	0	1:35.051	32.060	131	23.708	216	39.283	58 245
9	0	4:05.570	3:06.874	174	22.828	215	35.865	235	25	0	4:48.272	3:48.873	171	23.005	216	36.394	231
10	0	1:26.425	28.974	175	22.377	217	35.074	235 244	26	0	1:37.909	34.554	104	24.719	157	38.636	233 237

ver: 1.0

Page 1 / 9 printed: 19.8.2022 16:23





# Porsche Carrera Cup Deutschland

## Sector List Free Practice

Provisional

**PORSCHE**

**CARRERA CUP  
DEUTSCHLAND**

Lausitzring, Length: 3478m

Air temperature: 21.75°C

Track temperature: 23.3°C

Weather condition: Dry

**DMSB** Reg. Nr.:

Friday, August 19, 2022 15:20:00

Lap	Id	Time	SE1	SP1	SE2	SP2	SE3	SP3	TSP	Lap	Id	Time	SE1	SP1	SE2	SP2	SE3	SP3	TSP
11	0	1:38.369	29.147	175	22.570	218	46.652	235	245	27	0	1:33.368	29.346	174	23.352	213	40.670	236	243
12	0	1:26.285	<b>28.588</b>	175	22.376	218	35.321	235	245	28	0	1:29.183	29.035	175	22.522	218	37.626	236	<b>247</b>
13	0	1:26.514	29.007	175	22.330	217	35.177	235	245	29	0	1:28.808	29.809	174	23.331	214	35.668	237	246
14	0	1:26.911	29.106	175	22.556	218	35.249	235	244	30	0	1:27.294	28.835	174	22.714	218	35.745	237	246
15	0	1:31.472	28.909	<b>176</b>	22.748	215	39.815	58	245	31	0	1:30.534	31.832	137	23.494	217	35.208	236	247
16	0	5:34.525	4:28.625	115	24.614	209	41.286	230		32	0	1:36.659	29.171	171	23.040	217	44.448	45	245

### 6 Rivas, LUX(#1)

theoretical besttime: 1:25.998

1	0	2:08.377	55.476	131	29.536	113	43.365	184		17	0	1:26.466	28.894	174	22.262	219	35.310	234	244
2	0	1:32.863	32.732	170	23.650	215	36.481	233	173	18	0	1:28.092	<b>28.709</b>	<b>176</b>	22.334	219	37.049	58	244
3	0	1:31.186	29.912	175	23.917	115	37.357	235	242	19	0	5:45.516	4:34.242	122	27.197	175	44.077	157	
4	0	1:28.542	29.943	176	22.687	217	35.912	235	238	20	0	1:36.940	33.018	137	24.439	165	39.483	230	174
5	0	1:27.705	29.544	175	22.671	218	35.490	235	244	21	0	1:30.038	29.983	175	23.218	139	36.837	235	240
6	0	1:27.679	29.101	175	22.827	217	35.751	235	244	22	0	<b>1:26.134</b>	28.768	177	<b>22.199</b>	<b>220</b>	35.167	236	244
7	0	1:27.291	29.091	<b>177</b>	22.646	219	35.554	234	245	23	0	1:26.814	29.224	176	22.500	219	<b>35.090</b>	<b>235</b>	245
8	0	1:29.675	29.145	176	22.499	219	38.031	58	244	24	0	1:26.323	28.948	175	22.230	220	35.145	236	245
9	0	4:19.302	3:20.691	174	22.653	216	35.958	229		25	0	1:26.653	28.772	174	22.290	220	35.591	234	245
10	0	1:26.899	29.062	175	22.483	217	35.354	234	239	26	0	1:28.252	29.669	175	22.789	216	35.794	235	244
11	0	1:27.025	29.140	175	22.473	219	35.412	234	244	27	0	1:29.736	29.277	176	22.778	218	37.681	58	245
12	0	1:26.771	28.899	173	22.595	218	35.277	235	244	28	0	3:35.116	2:36.317	173	22.481	218	36.318	232	
13	0	1:26.816	28.941	174	22.512	217	35.363	235	244	29	0	1:26.992	29.128	175	22.497	218	35.367	235	242
14	0	1:26.276	28.746	176	22.383	219	35.147	236	244	30	0	1:28.931	28.861	175	24.067	214	36.003	237	245
15	0	1:27.673	29.565	175	22.773	217	35.335	236	<b>247</b>	31	0	1:36.336	30.898	135	23.308	218	42.130	58	245
16	0	1:26.518	28.731	176	22.447	217	35.340	235	245										

### 7 Langer, DEU(#1)

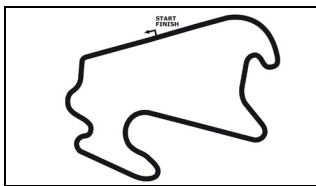
theoretical besttime: 1:27.371

1	0	2:27.929	1:11.861	119	29.847	137	46.221	171		15	0	<b>1:27.473</b>	29.354	174	<b>22.731</b>	<b>218</b>	35.388	234	244
2	0	1:44.971	36.362	154	26.870	134	41.739	226	182	16	0	1:28.665	29.830	173	22.871	211	35.964	234	244
3	0	1:35.170	32.465	169	24.675	194	38.030	231	203	17	0	1:27.812	29.577	174	22.855	217	<b>35.380</b>	<b>235</b>	243
4	0	1:31.964	30.977	172	23.871	209	37.116	231	239	18	0	1:27.692	29.402	175	22.884	218	35.406	234	244
5	0	1:31.189	30.392	174	23.369	213	37.428	233	241	19	0	1:27.890	<b>29.260</b>	<b>175</b>	23.011	216	35.619	234	244
6	0	1:29.054	29.749	172	23.299	216	36.006	233	243	20	0	1:36.665	31.461	99	25.999	215	39.205	57	244
7	0	1:32.871	30.374	173	24.968	213	37.529	233	243	21	0	4:40.496	3:26.295	89	31.290	180	42.911	220	
8	0	1:28.413	29.600	<b>175</b>	23.050	217	35.763	234	243	22	0	1:38.063	32.918	169	23.915	211	41.230	228	202
9	0	1:34.694	29.757	173	23.520	215	41.417	57	244	23	0	1:31.695	30.136	172	24.620	210	36.939	231	238
10	0	4:40.971	3:36.628	167	25.883	161	38.460	230		24	0	1:34.755	32.037	172	24.501	204	38.217	232	239
11	0	1:31.061	30.464	172	23.558	212	37.039	235	240	25	0	1:31.388	31.062	167	23.910	215	36.416	233	242
12	0	1:29.291	29.900	174	23.466	215	35.925	<b>236</b>	245	26	0	1:30.894	30.686	172	23.886	216	36.322	235	243
13	0	1:28.243	29.306	173	23.241	216	35.696	235	244	27	0	1:36.982	30.535	148	27.462	161	38.985	233	244
14	0	1:29.416	29.759	174	23.819	218	35.838	235	<b>245</b>	28	0	1:33.004	29.934	174	23.279	214	39.791	57	243

### 8 Fach, CHE(#1)

theoretical besttime: 1:24.767

1	0	2:33.899	1:19.908	100	29.373	112	44.618	177		17	0	1:25.950	28.669	176	22.202	220	35.079	236	244
2	0	1:46.826	38.510	105	27.636	160	40.680	234	170	18	0	1:25.739	28.644	177	22.156	220	34.939	236	245
3	0	1:35.740	29.063	176	22.826	215	43.851	233	243	19	0	1:25.636	28.528	176	22.203	221	34.905	236	245
4	0	1:27.026	29.023	176	22.589	219	35.414	235	243	20	0	1:25.560	28.559	177	22.088	221	34.913	237	245
5	0	1:27.058	28.885	176	22.328	220	35.845	236	244	21	0	1:25.505	28.487	177	22.126	223	34.892	237	247
6	0	1:26.715	28.927	177	22.415	222	35.373	236	246	22	0	1:27.864	28.640	177	22.109	221	37.115	58	246
7	0	1:30.917	29.770	176	22.625	219	38.522	58	245	23	0	6:35.753	5:33.031	118	25.977	198	36.745	235	
8	0	5:12.752	4:13.161	176	23.403	212	36.188	235		24	0	1:29.337	31.027	176	22.717	218	35.593	235	244
9	0	1:26.341	28.772	175	22.531	218	35.038	237	245	25	0	1:26.764	28.920	177	22.195	221	35.649	237	245
10	0	1:26.262	28.730	176	22.284	221	35.248	237	246	26	0	1:25.838	28.401	177	22.167	220	35.270	237	246
11	0	1:25.932	28.708	177	22.174	221	35.050	237	246	27	0	1:25.295	28.345	178	21.991	222	34.959	238	247
12	0	1:28.264	28.558	177	22.304	221	37.402	236	247	28	0	1:27.018	28.749	177	22.887	219	35.382	238	248
13	0	1:25.864	28.597	177	22.268	220	34.999	237	245	29	0	1:26.299	29.086	178	22.246	222	34.967	238	247
14	0	1:29.440	29.011	177	23.052	177	37.377	236	246	30	0	1:25.067	28.404	178	21.976	222	34.687	240	247
15	0	1:28.680	28.679	177	22.274	221	37.727	58	245	31	0	<b>1:24.789</b>	28.202	177	<b>21.910</b>	<b>222</b>	<b>34.677</b>	<b>239</b>	<b>248</b>
16	0	6:01.501	5:03.554	177	22.815	219	35.132	235		32			<b>28.180</b>	<b>178</b>	22.777	198			248



# Porsche Carrera Cup Deutschland

## Sector List Free Practice

Provisional

**PORSCHE**

**CARRERA CUP  
DEUTSCHLAND**

Lausitzring, Length: 3478m

Air temperature: 21.75°C

Track temperature: 23.3°C

Weather condition: Dry

**DMSB** Reg. Nr.:

Friday, August 19, 2022 15:20:00

Lap	Id	Time	SE1	SP1	SE2	SP2	SE3	SP3	TSP	Lap	Id	Time	SE1	SP1	SE2	SP2	SE3	SP3	TSP
<b>9</b>	Hanafin, GBR(#1)									<b>theoretical besttime: 1:24.914</b>									
1	0	2:01.819	55.630	153	26.912	145	39.277	232		16	0	1:33.611	30.961	122	24.029	191	38.621	55	247
2	0	1:30.680	30.764	173	23.435	180	36.481	234	243	17	0	5:54.944	4:53.180	136	26.150	202	35.614	233	
3	0	1:27.909	29.598	175	22.639	218	35.672	235	243	18	0	1:25.961	28.875	176	22.323	219	34.763	234	243
4	0	1:27.364	29.186	176	22.575	219	35.603	235	245	19	0	1:25.592	28.472	177	22.299	219	34.821	234	245
5	0	1:26.723	28.998	176	22.462	219	35.263	236	245	20	0	1:25.350	28.414	176	22.156	220	34.780	235	245
6	0	1:26.518	28.990	177	22.478	219	35.050	237	246	21	0	1:25.680	28.584	177	22.161	220	34.935	236	245
7	0	1:26.021	28.716	177	22.340	220	34.965	237	247	22	0	1:25.545	<b>28.403</b>	<b>177</b>	22.272	221	34.870	236	246
8	0	1:26.486	29.014	177	22.461	220	35.011	236	247	23	0	1:25.278	28.410	177	22.130	222	34.738	237	247
9	0	1:26.256	28.696	176	22.409	219	35.151	237	247	24	0	1:29.810	28.599	177	22.592	212	38.619	58	247
10	0	1:25.763	28.591	177	22.295	221	34.877	237	<b>248</b>	25	0	11:26.372	10:11.988	104	34.790	208	39.594	212	
11	0	1:30.579	29.237	175	23.040	203	38.302	58	247	26	0	1:29.011	30.551	176	23.056	179	35.404	236	207
12	0	4:21.425	3:16.410	127	25.522	166	39.493	232		27	0	1:25.804	28.697	175	22.185	220	34.922	237	247
13	0	1:31.411	31.539	79	24.474	193	35.398	237	242	28	0	1:25.324	28.414	177	22.118	221	34.792	238	247
14	0	1:26.004	28.617	177	22.337	219	35.050	236	247	29	<b>0</b>	<b>1:25.012</b>	28.501	178	<b>22.017</b>	<b>221</b>	<b>34.494</b>	<b>237</b>	<b>247</b>
15	0	1:25.728	28.542	177	22.173	220	35.013	236	247										

Lap	Id	Time	SE1	SP1	SE2	SP2	SE3	SP3	TSP	Lap	Id	Time	SE1	SP1	SE2	SP2	SE3	SP3	TSP
<b>13</b>	Tauscher, DEU(#1)									<b>theoretical besttime: 1:24.766</b>									
1	0	3:37.862	2:26.826	168	23.910	197	47.126	52	214	17	0	1:27.581	28.322	177	22.173	219	37.086	236	245
2	0	1:59.853	1:01.013	173	23.135	214	35.705	234		18	0	1:25.051	28.393	177	22.043	220	34.615	236	245
3	0	1:28.405	29.375	175	22.621	219	36.409	190	243	19	0	1:28.153	28.644	173	22.028	220	37.481	58	245
4	0	1:28.864	30.719	176	22.538	218	35.607	235	195	20	0	4:37.583	3:40.711	176	22.055	219	34.817	236	
5	0	1:27.149	29.196	177	22.639	219	35.314	237	245	21	0	1:25.098	28.539	177	<b>22.002</b>	<b>220</b>	<b>34.557</b>	<b>237</b>	<b>245</b>
6	0	1:28.395	29.659	177	22.766	218	35.970	234	247	22	0	1:25.093	28.302	177	22.203	220	34.588	237	247
7	0	1:29.836	28.833	176	22.528	219	38.475	57	244	23	<b>0</b>	<b>1:25.024</b>	<b>28.207</b>	<b>177</b>	22.078	219	34.739	237	245
8	0	3:03.971	2:06.090	176	22.784	216	35.097	234		24	0	1:25.385	28.460	177	22.087	220	34.838	237	246
9	0	1:31.525	34.047	<b>188</b>	22.496	218	34.982	236	244	25	0	1:28.631	29.016	177	22.078	220	37.537	57	247
10	0	1:27.500	30.106	176	22.468	218	34.926	237	245	26	0	5:07.616	4:08.509	175	22.272	220	36.835	237	
11	0	1:26.537	28.894	176	22.541	219	35.102	237	245	27	0	1:25.458	28.335	177	22.124	219	34.999	237	246
12	0	1:29.476	29.098	177	22.418	219	37.960	58	247	28	0	1:25.633	28.879	177	22.096	220	34.658	238	246
13	0	5:00.014	3:54.647	104	26.838	145	38.529	153		29	0	1:26.745	30.103	177	22.064	220	34.578	237	247
14	0	1:34.881	32.168	171	24.446	144	38.267	215	175	30	0	1:26.362	28.520	178	22.238	220	35.604	238	<b>247</b>
15	0	1:30.512	30.651	137	24.244	137	35.617	235	224	31	0	1:25.243	28.372	177	22.234	219	34.637	238	246
16	0	1:25.087	28.379	177	22.129	220	34.579	236	245	32	0	1:25.356	28.298	178	22.289	221	34.769	238	247

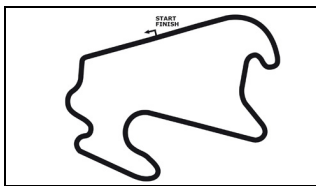
Lap	Id	Time	SE1	SP1	SE2	SP2	SE3	SP3	TSP	Lap	Id	Time	SE1	SP1	SE2	SP2	SE3	SP3	TSP
<b>14</b>	Schuring, NLD(#1)									<b>theoretical besttime: 1:24.690</b>									
1	0	1:49.174	41.580	124	27.499	154	40.095	176		14	0	3:25.401	2:23.285	176	22.575	218	39.541	58	
2	0	1:40.017	33.393	133	25.614	165	41.010	202	171	15	0	17:00.663	15:56.338	140	25.430	178	38.895	192	
3	0	1:42.063	39.493	137	24.434	169	38.136	183	129	16	0	1:30.461	31.652	157	23.003	198	35.806	233	190
4	0	1:39.961	32.775	158	24.665	148	42.521	167	170	17	0	1:27.735	29.649	176	22.603	216	35.483	235	242
5	0	1:44.857	33.795	123	26.709	134	44.353	57	167	18	0	1:27.362	29.435	176	22.263	219	35.664	236	245
6	0	6:05.669	5:06.144	172	23.395	202	36.130	233		19	0	1:25.909	28.516	177	22.261	219	35.132	237	245
7	0	1:27.166	29.350	174	22.387	219	35.429	236	243	20	0	1:25.478	28.413	177	22.164	221	34.901	238	246
8	0	1:25.894	28.659	177	22.268	219	34.967	236	245	21	0	1:27.096	28.581	177	22.381	219	36.134	238	<b>248</b>
9	0	1:26.102	28.598	177	22.185	220	35.319	236	246	22	0	1:25.365	28.606	177	22.089	220	34.670	238	247
10	0	1:25.980	28.669	176	22.214	219	35.097	236	245	23	0	1:24.913	28.178	177	22.051	221	34.684	238	247
11	0	1:25.399	28.417	177	22.147	220	34.835	237	247	24	0	1:28.049	29.026	177	22.020	222	37.003	238	248
12	0	1:25.640	28.534	177	22.220	221	34.886	237	247	25	0	1:24.948	<b>28.100</b>	<b>178</b>	<b>22.012</b>	<b>221</b>	<b>34.836</b>	<b>238</b>	<b>247</b>
13	0	1:33.530	32.690	<b>186</b>	22.691	220	38.149	58	246	26	<b>0</b>	<b>1:24.821</b>	28.214	178	22.029	221	<b>34.578</b>	<b>238</b>	<b>248</b>

Lap	Id	Time	SE1	SP1	SE2	SP2	SE3	SP3	TSP	Lap	Id	Time	SE1	SP1	SE2	SP2	SE3	SP3	TSP
<b>20</b>	Proczyk, AUT(#1)									<b>theoretical besttime: 1:25.428</b>									
1	0	2:32.844	1:17.377	121	29.632	103	45.835	185		17	0	1:26.269	28.735	175	22.425	216	35.109	234	245
2	0	1:39.479	34.415	162	25.259	158	39.805	223	167	18	0	1:26.018	28.795	176	22.330	218	34.893	235	244
3	0	1:33.807	31.174	169	24.206	197	38.427	212	230	19	0	1:25.792	<b>28.530</b>	<b>176</b>	22.478	216	34.784	235	244
4	0	1:32.469	31.825	172	23.804	207	36.840	228	199	20	0	1:26.073	28.634	176	22.424	219	35.015	235	244
5	0	1:29.843	30.335	174	23.343	212	36.165	233	236	21	0	1:30.280	29.376	175	22.716	218	38.188	57	244
6	0	1:30.119	29.728	174	23.063	215	37.328	234	242	22	0	5:14.804	4:14.238	171	23.034	216	37.532	233	
7	0	1:38.475	30.027	173	23.331	202	45.117	57	243	23	0	1:27.750	29.211	172	22.854	216	35.685	233	242
8	0	6:12.269	5:08.283	171	23.736	210	40.250	57		24	0	1:28.552	29.582	176	23.059	210	35.911	234	242
9	0	2:06.522	1:05.987	171	23.752	204	36.783	230		25	0	1:32.043	29.744	175	22.826	215	39.473	58	243
10	0	1:29.279	29.435	174	22.808	214	37.036	234	240	26	0	5:43.060	4:35.465	151	26.506	164	41.089	218	
11	0	1:27.308	29.406	175	22.721	217	35.181	234	244	27	0	1:33.859	31.329	166	25.291	192	37.239	226	227
12	0	1:27.109	29.041	175	22.623	217	35.445	235	244	28	0	1:30.586	30.574	172	24.345	212	35.667	234	235

ver: 1.0

Page 3/ 9 printed: 19.8.2022 16:23





# Porsche Carrera Cup Deutschland

## Sector List Free Practice

Provisional

**PORSCHE**

**CARRERA CUP  
DEUTSCHLAND**

Lausitzring, Length: 3478m

Air temperature: 21.75°C

Track temperature: 23.3°C

Weather condition: Dry

**DMSB** Reg. Nr.:

Friday, August 19, 2022 15:20:00

Lap	Id	Time	SE1	SP1	SE2	SP2	SE3	SP3	TSP	Lap	Id	Time	SE1	SP1	SE2	SP2	SE3	SP3	TSP
13	0	1:28.495	29.297	175	22.899	215	36.299	233	<b>245</b>	29	0	1:26.738	28.928	175	22.407	219	35.403	235	244
14	0	1:26.488	28.973	<b>177</b>	22.414	218	35.101	234	243	30	0	1:26.664	28.797	177	22.470	216	35.397	236	245
15	0	1:26.531	28.933	176	22.645	214	34.953	234	244	31	<b>0</b>	<b>1:25.520</b>	28.622	176	<b>22.296</b>	<b>218</b>	<b>34.602</b>	<b>236</b>	245
16	0	1:25.964	28.689	176	22.418	217	34.857	235	244										

### 23 Ertl, DEU(#1)

theoretical besttime: 1:24.644

1	0	2:03.217	56.227	135	27.876	174	39.114	225		19	0	1:26.223	28.967	174	22.279	220	34.977	237	246
2	0	1:31.074	30.974	175	23.446	197	36.654	235	225	20	0	1:25.557	28.505	177	22.262	220	34.790	238	246
3	0	1:28.731	29.803	176	23.000	213	35.928	235	239	21	0	1:25.844	28.555	177	22.192	220	35.097	237	247
4	0	1:27.908	29.534	175	22.692	219	35.682	235	244	22	0	1:25.956	28.576	177	22.288	220	35.092	236	245
5	0	1:26.757	28.901	175	22.590	219	35.266	235	244	23	0	1:25.661	28.470	177	22.232	220	34.959	236	244
6	0	1:26.879	28.918	175	22.393	219	35.568	236	245	24	0	1:25.755	28.625	176	22.348	219	34.782	236	245
7	0	1:26.196	28.822	175	22.316	219	35.058	236	244	25	0	1:25.852	28.534	177	22.277	219	35.041	236	244
8	0	1:26.069	28.643	175	22.305	219	35.121	236	245	26	0	1:25.972	28.696	171	22.346	221	34.930	237	245
9	0	1:25.830	28.540	176	22.292	220	34.998	237	245	27	0	1:29.218	28.576	176	22.287	219	38.355	58	245
10	0	1:30.885	28.561	175	22.345	219	39.979	58	245	28	0	5:08.638	4:06.604	166	24.750	196	37.284	225	
11	0	4:46.443	3:41.707	90	27.558	188	37.178	228		29	0	1:33.254	31.573	170	23.134	214	38.547	235	232
12	0	1:28.046	29.539	173	22.904	218	35.603	234	235	30	0	1:29.388	29.108	176	24.231	197	36.049	237	244
13	0	1:26.898	28.990	176	22.610	217	35.298	237	244	31	0	1:26.104	28.587	177	22.428	220	35.089	237	245
14	0	1:26.972	29.207	176	22.565	220	35.200	237	246	32	0	1:25.383	28.453	176	<b>22.070</b>	<b>219</b>	<b>34.860</b>	<b>238</b>	<b>247</b>
15	0	1:27.049	29.434	176	22.488	219	35.127	237	245	33	0	1:25.020	28.337	177	22.123	221	<b>34.560</b>	<b>238</b>	<b>247</b>
16	0	1:25.863	28.619	177	22.246	220	34.998	236	245	34	<b>0</b>	<b>1:24.930</b>	<b>28.014</b>	<b>177</b>	22.335	221	34.581	238	247
17	0	1:25.698	28.611	176	22.184	220	34.903	238	244	35	0	1:26.977	28.270	177	22.866	218	35.841	238	247
18	0	1:25.697	28.494	176	22.126	220	35.077	238	246	36	0	1:34.771	28.205	177	24.206	152	42.360	57	<b>248</b>

### 24 van Splunteren, NLD(#1)

theoretical besttime: 1:24.951

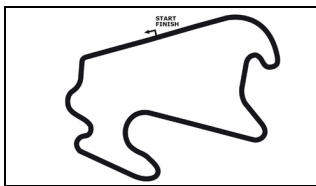
1	0	3:26.372	2:24.423	162	24.196	175	37.753	235	195	18	0	1:26.069	28.782	173	22.216	220	35.071	238	247
2	0	1:28.532	29.589	176	22.984	216	35.959	236	243	19	0	1:26.305	28.864	175	22.331	220	35.110	239	247
3	0	1:27.162	29.199	175	22.486	219	35.477	236	245	20	0	1:26.668	28.754	175	22.524	219	35.390	238	247
4	0	1:26.921	28.960	176	22.638	219	35.323	236	244	21	0	1:26.908	28.721	176	23.003	219	35.184	237	247
5	0	1:26.958	28.903	175	22.774	217	35.281	237	246	22	0	1:29.357	28.876	176	22.390	219	38.091	58	246
6	0	1:26.354	28.585	176	22.629	219	35.140	237	245	23	0	6:13.099	5:06.064	118	26.908	152	40.127	179	
7	0	1:26.527	28.794	176	22.509	218	35.224	237	245	24	0	1:30.933	32.316	176	23.469	197	35.148	237	147
8	0	1:27.190	29.359	160	22.710	218	35.121	237	245	25	0	1:26.297	28.811	177	22.443	219	35.043	238	245
9	0	1:26.097	28.620	176	22.380	220	35.097	237	247	26	0	1:25.845	28.598	176	22.206	219	35.041	238	246
10	0	1:26.234	28.854	176	22.326	219	35.054	238	246	27	0	1:32.055	31.857	203	22.433	201	37.765	236	246
11	0	1:29.494	28.839	175	22.495	219	38.160	58	247	28	0	1:31.761	29.461	177	22.232	220	40.067	58	235
12	0	4:56.244	3:58.415	176	22.444	218	35.385	237		29	0	2:34.991	1:37.430	177	22.513	217	35.048	238	
13	0	1:26.523	28.957	176	22.453	218	35.113	237	247	30	0	1:25.526	28.477	178	22.274	220	34.775	238	247
14	0	1:26.799	29.093	177	22.558	219	35.148	236	246	31	<b>0</b>	<b>1:25.158</b>	28.286	177	22.230	219	<b>34.642</b>	<b>239</b>	247
15	0	1:26.372	28.839	176	22.338	216	35.195	236	245	32	0	1:25.254	<b>28.215</b>	<b>177</b>	22.132	221	34.907	238	247
16	0	1:25.903	28.526	177	22.253	219	35.124	237	245	33	0	1:25.962	28.254	177	22.883	218	34.825	238	247
17	0	1:27.547	28.481	177	22.252	215	36.814	238	246	34	0	1:25.295	28.421	176	<b>22.094</b>	<b>221</b>	34.780	238	<b>248</b>

### 25 ten Voorde, NLD(#1)

theoretical besttime: 1:24.549

1	0	1:50.702	45.354	135	25.982	173	39.366	190		17	0	9:23.587	8:20.586	139	25.087	152	37.914	222	
2	0	1:33.782	32.232	154	24.016	191	37.534	234	193	18	0	1:32.169	32.067	155	24.022	163	36.080	235	225
3	0	1:28.606	29.214	175	23.713	215	35.679	234	243	19	0	1:25.436	28.500	176	22.183	220	34.753	236	244
4	0	1:26.667	28.775	175	22.496	219	35.396	233	243	20	0	1:26.795	28.254	177	22.168	219	36.373	237	245
5	0	1:26.395	28.625	175	22.433	219	35.337	235	243	21	0	1:25.076	28.357	177	22.117	221	34.602	236	245
6	0	1:32.646	33.378	142	23.726	219	35.542	235	244	22	0	1:27.851	28.418	177	22.181	221	37.252	58	245
7	0	1:25.910	28.697	175	22.212	219	35.001	236	244	23	0	4:18.590	3:20.343	176	22.311	219	35.936	235	
8	0	1:28.248	28.561	175	22.400	220	37.287	58	245	24	0	1:26.400	28.913	176	22.214	219	35.273	236	245
9	0	3:36.182	2:38.508	171	22.483	219	35.191	235		25	0	1:25.409	28.330	176	22.237	220	34.842	236	246
10	0	1:25.883	28.503	175	22.426	218	34.954	236	244	26	0	1:25.909	28.160	176	22.064	220	35.685	238	245
11	0	1:25.431	28.459	176	22.213	219	34.759	235	245	27	0	1:25.209	28.414	177	22.106	221	34.689	238	<b>247</b>
12	0	1:29.052	28.425	176	22.605	217	38.022	58	244	28	0	1:24.651	28.078	177	<b>22.036</b>	<b>221</b>	34.537	237	247
13	0	4:16.397	3:18.667	173	22.564	218	35.166	235		29	0	1:24.958	28.182	177	22.118	222	34.658	238	247
14	0	1:25.790	28.526	175	22.413	220	34.851	235	244	30	<b>0</b>	<b>1:24.641</b>	<b>28.010</b>	<b>177</b>	22.128	219	<b>34.503</b>	<b>236</b>	<b>247</b>
15	0	1:25.694	28.464	176	22.310	219	34.920	236	245	31	0	1:25.212	28.069	177	22.448	211	34.695	237	245
16	0	1:28.941	29.358	176	22.342	220	37.241	58	245										





# Porsche Carrera Cup Deutschland

## Sector List Free Practice

Provisional

**PORSCHE**

**CARRERA CUP  
DEUTSCHLAND**

Lausitzring, Length: 3478m

Air temperature: 21.75°C

Track temperature: 23.3°C

Weather condition: Dry

**DMSB** Reg. Nr.:

Friday, August 19, 2022 15:20:00

Lap Id	Time	SE1	SP1	SE2	SP2	SE3	SP3	TSP	Lap Id	Time	SE1	SP1	SE2	SP2	SE3	SP3	TSP		
<b>26</b>	van Kuijk, NLD(#1)								<b>theoretical besttime: 1:25.244</b>										
1	0	3:27.572	2:25.270	162	24.105	177	38.197	228	210	19	0	1:25.937	28.555	177	22.312	219	35.070	237	244
2	0	1:28.459	29.948	176	22.650	218	35.861	237	237	20	0	1:26.500	28.645	177	22.244	220	35.611	236	246
3	0	1:26.875	29.106	176	22.453	220	35.316	237	244	21	0	1:25.554	28.471	177	22.238	221	34.845	236	246
4	0	1:27.406	28.982	176	22.936	218	35.488	238	246	22	0	1:26.761	29.200	178	22.586	221	34.975	236	245
5	0	1:26.456	28.656	176	22.604	219	35.196	237	247	23	0	1:25.703	28.401	177	22.415	219	34.887	237	246
6	0	1:26.182	28.744	176	22.362	220	35.076	238	246	24	0	1:28.496	28.659	177	22.213	222	37.624	58	246
7	0	1:26.349	28.894	176	22.326	220	35.129	238	247	25	0	5:20.653	4:18.363	141	25.047	190	37.243	220	
8	0	1:25.983	28.654	176	22.325	219	35.004	236	247	26	0	1:30.053	30.653	175	22.958	198	36.442	221	211
9	0	1:25.595	28.471	176	22.160	220	34.964	236	245	27	0	1:29.954	30.988	176	23.138	216	35.828	234	208
10	0	1:25.860	28.608	176	22.279	219	34.973	235	246	28	0	1:27.997	29.713	176	22.490	219	35.794	235	239
11	0	1:30.031	29.599	177	22.351	220	38.081	58	245	29	0	1:27.329	29.280	177	22.564	219	35.485	237	244
12	0	4:31.574	3:23.409	147	25.495	186	42.670	58		30	0	1:26.326	28.820	177	22.334	220	35.172	237	246
13	0	2:06.783	1:05.414	159	23.346	196	38.023	174		31	0	1:26.926	28.943	177	22.982	219	35.001	237	247
14	0	1:30.501	31.099	174	23.796	216	35.606	235	195	32	0	1:25.925	28.394	178	22.414	217	35.117	238	246
15	0	1:26.849	29.039	176	22.696	220	35.114	235	244	33	0	1:25.297	28.443	178	22.126	222	34.728	237	247
16	0	1:25.774	28.520	177	22.278	220	34.976	235	244	34	0	1:26.742	28.591	178	22.177	221	35.974	238	247
17	0	1:25.570	28.546	177	22.148	219	34.876	236	245	35	0	1:25.346	28.477	178	22.145	220	34.724	237	248
18	0	1:25.495	28.560	177	22.189	219	34.746	236	246										

Lap Id	Time	SE1	SP1	SE2	SP2	SE3	SP3	TSP	Lap Id	Time	SE1	SP1	SE2	SP2	SE3	SP3	TSP		
<b>27</b>	van Kuijk, NLD(#1)								<b>theoretical besttime: 1:24.749</b>										
1	0	17:06.523	15:58.279	121	27.640	164	40.604	217		13	0	1:25.726	28.555	176	22.253	220	34.918	235	244
2	0	1:31.226	30.997	166	23.737	208	36.492	233	219	14	0	1:24.988	28.213	176	22.017	220	34.758	236	244
3	0	1:28.886	29.570	175	23.029	216	36.287	234	242	15	0	1:24.857	28.321	175	21.932	220	34.604	237	245
4	0	1:40.570	40.988	170	23.282	214	36.300	234	244	16	0	1:28.671	28.358	175	22.285	219	38.028	58	246
5	0	1:27.566	29.508	175	22.599	219	35.459	235	244	17	0	6:45.004	5:45.323	171	22.949	208	36.732	232	
6	0	1:26.869	28.930	176	22.653	218	35.286	235	244	18	0	1:27.034	28.955	175	22.361	217	35.718	234	240
7	0	1:28.053	28.684	175	22.459	219	36.910	235	245	19	0	1:26.783	28.792	175	22.553	214	35.438	235	244
8	0	1:26.975	28.772	175	22.889	218	35.314	235	244	20	0	1:25.433	28.306	177	22.151	219	34.976	235	244
9	0	1:28.643	28.739	176	22.412	216	37.492	57	245	21	0	1:25.614	28.516	174	22.271	219	34.827	236	245
10	0	6:07.051	5:02.816	146	24.562	188	39.673	210		22	0	1:25.311	28.316	175	22.136	219	34.859	236	245
11	0	1:29.154	30.275	161	23.079	198	35.800	232	207	23	0	1:25.009	28.314	176	21.937	219	34.758	236	245
12	0	1:26.013	28.740	175	22.211	219	35.062	235	242	24	0	1:34.195	36.669	179	22.480	219	35.046	238	245

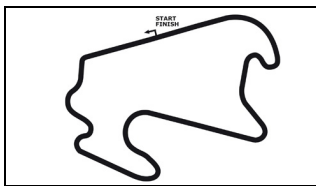
Lap Id	Time	SE1	SP1	SE2	SP2	SE3	SP3	TSP	Lap Id	Time	SE1	SP1	SE2	SP2	SE3	SP3	TSP		
<b>29</b>	van Eindhoven, NLD(#1)								<b>theoretical besttime: 1:25.250</b>										
1	0	16:53.570	15:46.954	129	26.162	165	40.454	186		13	0	1:26.527	28.926	176	22.363	219	35.238	235	244
2	0	1:31.320	31.619	174	23.107	200	36.594	224	183	14	0	1:25.759	28.498	177	22.140	219	35.121	236	244
3	0	1:30.199	31.390	137	23.035	218	35.774	235	227	15	0	1:25.677	28.535	177	22.071	220	35.071	236	245
4	0	1:28.214	29.741	176	22.601	214	35.872	235	244	16	0	1:25.709	28.447	177	22.235	221	35.027	236	245
5	0	1:27.039	28.758	176	22.496	218	35.785	236	244	17	0	1:28.340	28.506	177	22.390	220	37.444	58	244
6	0	1:31.156	33.065	177	22.866	218	35.225	236	245	18	0	7:13.125	6:11.353	173	23.282	215	38.490	235	
7	0	1:31.331	31.434	124	24.545	217	35.352	236	245	19	0	1:27.079	29.137	176	22.594	219	35.348	237	244
8	0	1:26.342	28.658	176	22.583	219	35.101	236	245	20	0	1:26.828	29.255	177	22.262	220	35.311	236	246
9	0	1:28.716	28.492	177	22.323	219	37.901	58	245	21	0	1:25.674	28.465	177	22.218	219	34.991	237	246
10	0	5:31.148	4:26.249	119	26.306	145	38.593	211		22	0	1:25.656	28.454	177	22.216	221	34.986	237	247
11	0	1:31.649	30.527	175	22.881	215	38.241	224	212	23	0	1:25.327	28.259	177	22.057	220	35.011	238	247
12	0	1:29.588	29.397	176	23.251	183	36.940	234	235	24	0	1:25.760	28.555	177	22.271	221	34.934	238	248

Lap Id	Time	SE1	SP1	SE2	SP2	SE3	SP3	TSP	Lap Id	Time	SE1	SP1	SE2	SP2	SE3	SP3	TSP		
<b>31</b>	Freymuth, DEU(#1)								<b>theoretical besttime: 1:25.710</b>										
1	0	2:03.853	57.335	141	27.364	163	39.154	212		19	0	1:26.744	29.120	176	22.600	218	35.024	235	245
2	0	1:31.797	31.532	162	23.468	199	36.797	232	207	20	0	1:27.867	28.915	176	22.495	218	36.457	58	244
3	0	1:29.516	30.010	175	23.023	207	36.483	234	242	21	0	4:08.776	3:03.845	107	26.643	163	38.288	191	
4	0	1:28.162	29.441	175	22.738	217	35.983	234	244	22	0	1:30.189	30.781	154	23.310	185	36.098	215	188
5	0	1:27.336	29.113	174	22.752	217	35.471	235	243	23	0	1:30.081	29.595	175	22.897	203	37.589	235	208
6	0	1:27.173	28.957	177	22.883	217	35.333	236	245	24	0	1:26.517	28.720	176	22.518	219	35.279	236	245
7	0	1:26.935	28.904	176	22.589	218	35.442	236	245	25	0	1:38.350	35.576	190	22.798	219	39.976	57	245
8	0	1:26.679	28.767	175	22.549	219	35.363	235	245	26	0	3:24.706	2:25.625	171	23.085	216	35.996	235	
9	0	1:27.226	28.998	176	22.534	218	35.694	235	245	27	0	1:36.624	38.008	177	22.850	219	35.766	236	244
10	0	1:29.478	28.965	175	22.729	217	37.784	58	245	28	0	1:27.799	29.037	176	22.477	219	36.285	235	245
11	0	5:49.330	4:50.479	174	22.881	217	35.970	234		29	0	1:28.153	29.613	176	22.674	216	35.866	235	244
12	0	1:26.949	29.022	175	22.546	217	35.381	235	244	30	0	1:26.921	28.879	177	22.547	219	35.495	236	245
13	0	1:26.790	28.777	176	22.569	218	35.444	235	245	31	0	1:26.549	28.858	176	22.447	218	35.244	237	246
14	0	1:27.999	29.043	176	23.333	202	35.623	233	245	32	0	1:26.266	28.774	175	22.304	219	35.188	237	247

ver: 1.0

Page 5/ 9 printed: 19.8.2022 16:23





# Porsche Carrera Cup Deutschland

## Sector List Free Practice

Provisional

**PORSCHE**

**CARRERA CUP  
DEUTSCHLAND**

Lausitzring, Length: 3478m

Air temperature: 21.75°C

Track temperature: 23.3°C

Weather condition: Dry

**DMSB** Reg. Nr.:

Friday, August 19, 2022 15:20:00

Lap	Id	Time	SE1	SP1	SE2	SP2	SE3	SP3	TSP	Lap	Id	Time	SE1	SP1	SE2	SP2	SE3	SP3	TSP
15	0	1:26.465	28.727	176	22.518	217	35.220	233	243	33	0	1:26.225	28.788	177	22.201	219	35.236	236	246
16	0	1:26.296	28.615	175	22.430	218	35.251	234	244	34	0	<b>1:25.880</b>	28.525	176	<b>22.173</b>	<b>219</b>	35.182	236	245
17	0	1:26.142	28.607	176	22.410	218	35.125	234	244	35	0	1:26.015	<b>28.513</b>	<b>177</b>	22.400	219	35.102	237	245
18	0	1:26.570	28.755	176	22.350	<b>219</b>	35.465	236	244										

### 40 Honkavuori, FIN(#1)

theoretical besttime: 1:25.510

1	0	2:01.422	54.099	107	27.602	151	39.721	231		19	0	4:54.461	3:48.823	136	24.973	191	40.665	58	
2	0	1:32.167	31.683	165	23.834	185	36.650	234	206	20	0	1:55.065	55.177	162	23.724	197	36.164	227	
3	0	1:29.057	29.912	176	23.030	213	36.115	236	243	21	0	1:27.753	29.438	176	22.658	216	35.657	234	236
4	0	1:28.917	29.345	177	22.951	218	36.621	236	245	22	0	1:26.400	28.739	175	22.336	219	35.325	235	244
5	0	1:28.186	29.415	175	23.059	216	35.712	236	245	23	0	1:26.377	28.630	176	22.566	220	35.181	237	244
6	0	1:26.994	28.933	177	22.762	219	35.299	237	245	24	0	1:26.632	28.673	175	22.840	220	35.119	237	246
7	0	1:26.861	28.817	176	22.663	218	35.381	237	246	25	0	1:26.397	28.944	177	22.371	219	35.082	237	246
8	0	1:26.826	29.014	176	22.630	219	35.182	237	245	26	0	1:25.861	28.431	177	22.312	219	35.118	237	245
9	0	1:26.806	28.827	175	22.642	218	35.337	237	246	27	0	1:27.480	29.137	125	23.194	220	35.149	237	245
10	0	1:26.343	28.720	176	22.463	220	35.160	236	246	28	0	1:30.146	29.191	176	22.434	220	38.521	58	246
11	0	1:27.169	29.084	175	22.711	219	35.374	237	245	29	0	5:27.926	4:27.926	174	23.209	216	36.330	234	
12	0	1:26.739	29.023	176	22.397	220	35.319	236	246	30	0	1:28.229	29.622	176	22.687	215	35.920	236	243
13	0	1:26.663	28.703	177	22.442	220	35.518	236	245	31	0	1:26.847	29.007	177	22.284	220	35.556	237	245
14	0	1:26.314	28.785	177	22.416	220	35.113	237	245	32	0	1:26.635	28.803	178	22.633	219	35.199	238	245
15	0	1:26.056	28.603	176	22.326	<b>220</b>	35.127	237	246	33	0	1:26.349	28.748	177	22.464	219	35.137	238	247
16	0	1:29.266	28.752	176	25.317	218	35.197	238	246	34	0	1:26.399	28.578	177	22.866	220	34.955	238	247
17	0	1:26.438	28.772	177	22.531	220	35.135	237	<b>247</b>	35	0	<b>1:25.553</b>	28.459	176	<b>22.260</b>	<b>220</b>	<b>34.834</b>	<b>238</b>	247
18	0	1:31.114	28.862	176	22.659	219	39.593	57	245	36	0	1:25.869	<b>28.416</b>	<b>178</b>	22.618	220	34.835	238	247

### 42 Wlömer, DEU(#1)

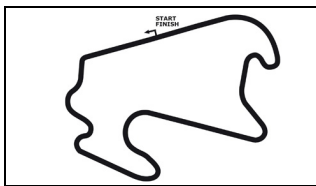
theoretical besttime: 1:25.712

1	0	2:35.170	1:21.002	99	29.293	109	44.875	57		19	0	1:28.942	28.905	176	22.625	219	37.412	58	247
2	0	1:56.682	56.037	171	23.982	214	36.663	233		20	0	3:45.379	2:36.127	108	29.610	113	39.642	230	
3	0	1:28.327	30.128	175	22.580	217	35.619	235	240	21	0	1:33.799	31.978	173	23.686	217	38.135	57	237
4	0	1:27.883	29.444	175	22.780	216	35.659	236	243	22	0	1:51.351	50.282	175	22.880	217	38.189	234	
5	0	1:27.484	29.363	177	22.524	219	35.597	235	245	23	0	1:26.947	29.364	177	22.472	221	35.111	238	239
6	0	1:27.473	29.337	177	22.568	218	35.568	237	244	24	0	1:26.145	28.888	178	22.375	221	<b>34.882</b>	<b>237</b>	247
7	0	1:27.838	29.034	177	23.086	216	35.718	236	245	25	0	1:26.662	28.855	178	22.415	221	35.392	237	245
8	0	1:26.776	29.038	177	22.372	219	35.366	236	245	26	0	1:33.448	34.706	183	22.799	221	35.943	238	245
9	0	1:33.089	28.767	177	23.554	176	40.768	58	245	27	0	1:26.782	29.167	178	22.364	221	35.251	237	<b>248</b>
10	0	4:21.410	3:20.383	172	24.225	206	36.802	237		28	0	1:33.687	32.989	151	23.629	196	37.069	237	247
11	0	1:26.953	29.033	176	22.558	219	35.362	237	244	29	0	1:40.981	38.811	169	23.124	219	39.046	58	245
12	0	1:26.812	29.207	177	22.446	220	35.159	238	245	30	0	3:35.584	2:36.706	176	22.963	218	35.915	235	
13	0	1:26.435	28.927	177	22.448	220	35.060	236	246	31	0	1:27.220	29.352	178	22.446	220	35.422	238	244
14	0	1:29.721	29.026	177	22.406	220	38.289	187	245	32	0	1:28.859	30.661	148	22.845	219	35.353	239	245
15	0	1:34.885	34.240	86	25.290	220	35.355	236	203	33	0	1:26.666	29.260	178	22.395	220	35.011	238	247
16	0	1:26.255	28.784	177	22.387	220	35.084	237	245	34	0	1:27.160	29.202	177	22.671	219	35.287	238	247
17	0	1:26.188	28.811	177	22.366	220	35.011	238	245	35	0	<b>1:25.858</b>	<b>28.628</b>	<b>178</b>	<b>22.202</b>	<b>221</b>	35.028	238	247
18	0	1:26.032	28.752	178	22.374	220	34.906	<b>240</b>	247										

### 44 Greif, DEU(#1)

theoretical besttime: 1:26.860

1	0	2:24.948	1:10.536	122	29.359	134	45.053	190		15	0	1:27.289	29.106	174	22.587	217	35.596	231	240
2	0	1:36.819	33.843	163	25.365	201	37.611	230	190	16	0	1:27.302	29.167	174	22.673	216	35.462	233	240
3	0	1:29.284	29.723	173	23.216	215	36.345	228	238	17	0	1:27.024	29.068	175	22.580	218	<b>35.376</b>	<b>233</b>	240
4	0	1:31.066	30.687	173	23.679	214	36.700	229	236	18	0	1:27.098	28.987	175	<b>22.527</b>	<b>217</b>	35.584	232	240
5	0	1:29.131	29.657	173	23.187	214	36.287	231	238	19	0	1:31.341	<b>28.957</b>	<b>174</b>	22.606	218	39.778	57	240
6	0	1:30.316	29.663	173	23.652	215	37.001	<b>234</b>	239	20	0	12:05.531	10:59.103	153	26.744	134	39.684	218	
7	0	1:29.138	29.574	173	23.065	216	36.499	218	<b>242</b>	21	0	1:35.298	32.918	167	24.523	206	37.857	218	222
8	0	1:32.266	29.847	173	22.874	216	39.545	57	228	22	0	1:35.076	31.824	172	24.644	198	38.608	221	224
9	0	6:12.232	5:06.071	152	27.683	169	38.478	214		23	0	1:38.580	32.135	172	24.057	204	42.388	57	208
10	0	1:32.629	31.541	169	23.627	213	37.461	230	216	24	0	4:59.805	3:56.584	170	25.024	204	38.197	225	
11	0	1:29.485	29.745	173	23.438	212	36.302	231	238	25	0	1:29.062	29.940	173	23.381	214	35.741	233	235
12	0	1:28.528	29.412	174	23.035	216	36.081	232	239	26	0	1:27.275	29.016	174	22.671	217	35.588	233	240
13	0	1:27.643	29.124	174	22.780	216	35.739	231	239	27	0	<b>1:26.999</b>	29.020	175	22.591	217	35.388	233	240
14	0	1:27.568	29.239	175	22.807	216	35.522	231	239										



# Porsche Carrera Cup Deutschland

## Sector List Free Practice

Provisional

**PORSCHE**

**CARRERA CUP  
DEUTSCHLAND**

Lausitzring, Length: 3478m

Air temperature: 21.75°C

Track temperature: 23.3°C

Weather condition: Dry

**DMSB** Reg. Nr.:

Friday, August 19, 2022 15:20:00

Lap Id	Time	SE1	SP1	SE2	SP2	SE3	SP3	TSP	Lap Id	Time	SE1	SP1	SE2	SP2	SE3	SP3	TSP	
<b>57 van Buren, NLD(#1)</b>									<b>theoretical besttime: 1:24.604</b>									
1	0	1:57.957	49.927	128	27.711	150	40.319	192	17	0	1:25.594	28.458	177	22.340	220	34.796	236	245
2	0	1:34.601	32.479	159	24.407	185	37.715	184	18	0	1:25.343	28.417	177	22.264	220	34.662	237	246
3	0	1:39.961	36.758	144	25.246	124	37.957	179	19	0	1:28.928	28.597	177	22.295	221	38.036	58	246
4	0	1:36.073	32.252	164	25.685	106	38.136	234	20	0	4:58.372	3:57.458	154	24.311	214	36.603	198	
5	0	1:37.969	31.061	132	28.153	126	38.755	221	21	0	1:30.661	32.071	174	22.915	213	35.675	234	183
6	0	1:41.641	31.727	156	25.529	133	44.385	58	22	0	1:28.885	30.616	175	22.838	216	35.431	235	240
7	0	7:51.536	6:48.025	97	26.515	206	36.996	228	23	0	1:27.563	29.688	177	22.406	219	35.469	236	235
8	0	1:29.489	30.148	175	23.095	211	36.246	235	24	0	1:26.763	28.622	176	22.186	221	35.955	237	246
9	0	1:26.544	28.843	175	22.493	219	35.208	236	25	0	1:26.964	29.189	176	22.597	218	35.178	237	246
10	0	1:26.087	28.574	176	22.333	220	35.180	236	26	0	1:26.185	28.175	177	22.189	214	35.821	237	246
11	0	1:25.896	28.682	176	22.274	220	34.940	237	27	0	1:25.025	28.394	177	22.069	221	34.562	238	246
12	0	1:29.191	28.602	175	22.321	220	38.268	235	<b>28</b>	<b>0</b>	<b>1:24.635</b>	28.126	177	<b>22.029</b>	<b>220</b>	<b>34.480</b>	<b>238</b>	<b>247</b>
13	0	1:25.710	28.610	176	22.276	220	34.824	236	29	0	1:24.729	<b>28.095</b>	<b>177</b>	22.056	220	34.578	238	247
14	0	1:30.968	28.400	176	23.192	203	39.376	58	30	0	1:26.966	28.170	177	22.476	212	36.320	237	<b>247</b>
15	0	6:24.103	5:24.465	160	24.177	214	35.461	233	31			28.135	177	22.030	220			247
16	0	1:26.000	28.584	175	22.407	219	35.009	236	243									

<b>68 Stender, DEU(#1)</b>									<b>theoretical besttime: 1:26.418</b>									
1	0	2:21.314	1:06.819	105	29.845	134	44.650	219	19	0	1:27.563	29.340	176	22.806	217	35.417	235	244
2	0	1:34.847	32.654	171	24.801	207	37.392	231	20	0	1:28.047	29.384	177	22.664	218	35.999	234	244
3	0	1:29.691	29.933	174	23.351	211	36.407	231	21	0	1:27.351	29.260	176	22.565	218	35.526	235	242
4	0	1:28.793	29.615	175	23.199	214	35.979	234	22	0	1:27.025	29.099	177	22.429	218	35.497	234	244
5	0	1:29.264	29.918	175	23.209	215	36.137	234	23	0	1:27.319	29.039	175	22.750	217	35.530	235	244
6	0	1:28.390	29.525	176	22.940	216	35.925	235	24	0	1:26.933	29.200	177	22.427	218	<b>35.306</b>	<b>235</b>	244
7	0	1:28.466	29.380	175	23.085	215	36.001	235	25	0	1:31.165	28.971	177	22.775	218	39.419	58	244
8	0	1:27.316	29.201	175	22.679	217	35.436	234	26	0	3:39.651	2:31.750	150	27.676	167	40.225	219	
9	0	1:27.729	29.323	175	22.733	216	35.673	235	27	0	1:37.691	31.956	171	27.750	153	37.985	232	230
10	0	1:27.328	29.078	177	22.636	216	35.614	234	28	0	1:45.267	41.673	170	25.002	188	38.592	228	240
11	0	1:28.364	28.969	177	23.438	216	35.957	236	29	0	1:34.850	30.825	175	23.557	205	40.468	232	236
12	0	1:31.507	29.247	177	22.682	216	39.578	58	30	0	1:28.459	29.787	176	23.022	216	35.650	236	241
13	0	5:54.681	4:45.450	144	28.358	152	40.873	209	31	0	1:27.412	28.969	176	22.586	217	35.857	236	<b>245</b>
14	0	1:32.457	30.680	174	22.996	216	38.781	232	32	0	1:27.506	29.344	175	22.577	217	35.585	236	245
15	0	1:30.294	29.712	175	23.755	203	36.822	235	33	0	1:27.161	29.261	177	22.505	218	35.395	236	245
16	0	1:26.934	29.010	177	22.429	218	35.495	235	34	0	1:26.686	28.832	177	22.336	219	35.518	236	245
17	0	1:26.887	<b>28.782</b>	175	22.694	217	35.411	235	<b>35</b>	<b>0</b>	<b>1:26.547</b>	28.904	176	<b>22.330</b>	<b>218</b>	35.313	236	245
18	0	1:28.160	28.967	177	23.590	217	35.603	235	36	0	1:39.191	40.550	179	22.896	216	35.745	236	245

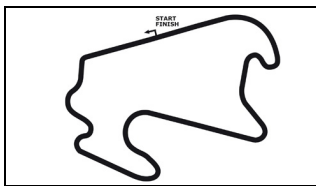
<b>75 Levi, ISR(#1)</b>									<b>theoretical besttime: 1:25.179</b>									
1	0	2:35.385	54.133	77	37.341	80	1:03.911	66	13	0	10:03.514	8:57.352	114	27.982	142	38.180	221	
2	0	1:57.416	38.963	129	31.002	96	47.451	112	14	0	1:28.617	30.158	175	22.712	217	35.747	233	224
3	0	1:36.786	35.952	175	23.389	198	37.445	163	15	0	1:26.171	28.843	177	22.289	219	35.039	236	242
4	0	1:48.470	37.234	139	28.449	131	42.787	58	16	0	1:25.832	28.542	177	22.260	220	35.030	236	245
5	0	9:15.398	8:13.340	171	25.184	188	36.874	230	17	0	1:25.826	28.579	177	22.219	219	35.028	236	245
6	0	1:30.215	31.721	175	22.789	217	35.705	235	18	0	1:25.389	28.464	177	22.065	220	34.860	237	245
7	0	1:33.662	34.421	151	23.502	218	35.739	235	19	0	1:25.754	28.534	177	<b>22.001</b>	<b>220</b>	35.219	236	245
8	0	1:27.252	29.296	176	22.325	219	35.631	235	20	0	1:32.798	30.963	177	22.271	219	39.564	58	245
9	0	1:26.219	28.747	176	22.289	219	35.183	236	21	0	8:19.951	7:22.648	176	22.239	218	35.064	236	
10	0	1:26.652	28.735	177	22.550	218	35.367	233	<b>22</b>	<b>0</b>	<b>1:25.315</b>	28.404	177	22.061	220	<b>34.850</b>	<b>237</b>	245
11	0	1:26.869	29.111	177	22.540	220	35.218	235	23	0	1:25.446	28.453	177	22.071	219	34.922	237	246
12	0	1:28.958	28.728	177	22.479	219	37.751	58	24	0	1:27.052	<b>28.328</b>	<b>177</b>	23.201	208	35.523	237	<b>247</b>

<b>77 Hauschild, DEU(#1)</b>									<b>theoretical besttime: 1:25.783</b>									
1	0	2:35.723	1:23.353	148	28.646	106	43.724	163	17	<b>0</b>	<b>1:26.157</b>	28.713	175	22.449	219	<b>34.995</b>	<b>235</b>	245
2	0	1:38.117	34.316	170	23.940	169	39.861	233	18	0	1:26.340	<b>28.616</b>	<b>175</b>	22.488	219	35.236	234	244
3	0	1:32.378	31.716	174	23.612	202	37.050	229	19	0	1:26.405	28.838	175	22.504	218	35.063	235	244
4	0	1:29.526	30.070	174	23.459	213	35.997	232	20	0	1:33.245	30.369	175	23.781	216	39.095	58	244
5	0	1:28.462	29.749	174	22.833	216	35.880	234	21	0	3:49.104	2:44.300	162	27.255	190	37.549	230	
6	0	1:27.709	29.272	175	22.691	218	35.746	234	22	0	1:30.516	31.686	175	22.995	217	35.835	232	240
7	0	1:27.209	29.073	175	22.727	217	35.409	235	23	0	1:27.318	29.131	174	22.926	218	35.261	235	241
8	0	1:27.147	28.975	175	22.796	218	35.376	235	24	0	1:26.685	28.960	175	22.409	219	35.316	235	244
9	0	1:26.848	28.715	175	22.733	217	35.400	235	25	0	1:27.096	28.990	175	22.323	219	35.783	235	244
10	0	1:40.509	32.674	116	25.418	197	42.417	58	26	0	1:27.273	29.352	175	22.449	219	35.472	235	244

ver: 1.0

Page 7 / 9 printed: 19.8.2022 16:23





# Porsche Carrera Cup Deutschland

## Sector List Free Practice

Provisional

**PORSCHE**

**CARRERA CUP  
DEUTSCHLAND**

Lausitzring, Length: 3478m

Air temperature: 21.75°C

Track temperature: 23.3°C

Weather condition: Dry

**DMSB** Reg. Nr.:

Friday, August 19, 2022 15:20:00

Lap	Id	Time	SE1	SP1	SE2	SP2	SE3	SP3	TSP	Lap	Id	Time	SE1	SP1	SE2	SP2	SE3	SP3	TSP
11	0	5:57.733	4:57.717	172	23.630	216	36.386	232		27	0	1:26.617	29.091	175	<b>22.172</b>	<b>219</b>	35.354	236	245
12	0	1:27.858	29.449	175	22.814	218	35.595	234	241	28	0	1:28.683	30.381	177	22.582	219	35.720	236	245
13	0	1:28.543	29.798	175	22.972	216	35.773	234	244	29	0	1:30.182	30.043	142	23.153	220	36.986	236	<b>246</b>
14	0	1:27.171	29.084	174	22.746	219	35.341	234	243	30	0	1:27.468	29.452	175	22.510	219	35.506	237	246
15	0	1:26.834	29.111	175	22.458	218	35.265	234	243	31	0	1:26.919	29.079	177	22.476	220	35.364	237	246
16	0	1:26.592	28.861	175	22.597	218	35.134	235	244	32	0	1:54.672	49.721	88	27.505	218	37.446	57	246

### 84 Alshehab, KUW(#1)

theoretical besttime: 1:26.166

1	0	2:24.561	1:09.972	118	29.345	135	45.244	187		17	0	1:28.569	29.130	175	23.858	217	35.581	235	244
2	0	1:40.609	34.863	136	25.885	181	39.861	203	190	18	0	1:27.024	29.143	174	22.658	218	35.223	234	244
3	0	1:34.570	32.144	172	24.984	167	37.442	230	204	19	0	1:26.597	29.106	176	22.392	219	35.099	235	243
4	0	1:29.505	30.098	175	23.078	213	36.329	231	238	20	0	1:30.528	29.068	175	22.949	217	38.511	57	244
5	0	1:28.964	30.031	175	22.902	217	36.031	234	239	21	0	11:35.434	10:17.448	99	29.839	136	48.147	154	
6	0	1:28.641	29.444	175	23.453	218	35.744	235	243	22	0	1:41.093	38.014	120	25.147	192	37.932	233	155
7	0	1:33.386	29.770	173	23.020	216	40.596	57	243	23	0	1:33.716	31.964	163	25.319	212	36.433	231	243
8	0	4:58.365	3:43.935	113	29.877	130	44.553	163		24	0	1:29.313	30.397	176	22.842	217	36.074	236	240
9	0	1:44.155	35.753	132	26.026	162	42.376	206	146	25	0	1:28.269	29.788	175	22.769	216	35.712	236	245
10	0	1:30.540	30.771	173	23.176	213	36.593	215	219	26	0	1:32.991	<b>28.810</b>	<b>176</b>	22.670	218	41.511	234	244
11	0	1:31.276	30.599	175	23.224	164	37.453	235	208	27	0	1:26.436	28.908	176	<b>22.374</b>	<b>218</b>	35.154	236	243
12	0	1:27.837	29.448	176	22.725	219	35.664	235	244	28	0	<b>1:26.208</b>	28.843	176	22.383	219	<b>34.982</b>	<b>236</b>	<b>244</b>
13	0	1:27.772	29.307	175	22.750	217	35.715	234	244	29	0	1:26.922	29.189	177	22.563	219	35.170	235	244
14	0	1:29.794	29.289	175	24.442	173	36.063	234	242	30	0	1:29.226	28.936	177	23.680	215	36.610	237	244
15	0	1:26.749	29.303	176	22.442	<b>219</b>	35.004	235	243	31	0	1:27.281	29.483	175	22.527	219	35.271	237	<b>246</b>
16	0	1:27.173	29.154	176	22.564	218	35.455	235	244										

### 94 Pereira, LUX(#1)

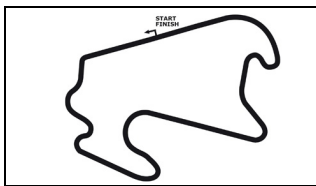
theoretical besttime: 1:24.502

1	0	1:39.392	36.199	160	25.704	201	37.489	231		19	0	1:25.754	28.737	177	22.134	219	34.883	236	245
2	0	1:29.301	30.319	175	23.150	215	35.832	234	241	20	0	1:25.666	28.385	177	22.274	219	35.007	236	245
3	0	1:27.139	28.917	176	22.685	217	35.537	235	244	21	0	1:29.212	28.516	176	22.411	215	38.285	236	246
4	0	1:31.010	29.262	176	22.512	217	39.236	234	245	22	0	1:30.876	29.283	177	22.664	219	38.929	58	246
5	0	1:26.842	28.954	175	22.389	218	35.499	235	244	23	0	4:08.868	3:10.475	129	23.121	219	35.272	236	
6	0	1:26.401	28.915	175	22.421	218	35.065	236	245	24	0	1:33.902	28.456	177	22.284	217	43.162	236	246
7	0	1:26.141	28.637	176	22.470	217	35.034	236	245	25	0	1:25.791	28.481	177	22.247	218	35.063	237	246
8	0	1:25.953	28.522	176	22.306	219	35.125	236	245	26	0	1:27.968	28.580	177	22.219	219	37.169	58	246
9	0	1:25.818	28.602	176	22.239	218	34.977	<b>237</b>	246	27	0	3:36.843	2:35.439	166	24.433	212	36.971	232	
10	0	1:29.571	29.398	175	22.297	218	37.876	236	<b>247</b>	28	0	1:29.943	31.029	174	22.997	216	35.917	233	242
11	0	1:25.976	28.610	176	22.255	219	35.111	235	246	29	0	1:26.537	29.360	176	22.180	219	34.997	236	243
12	0	1:25.709	28.573	177	22.246	219	34.890	236	245	30	0	1:25.893	28.401	177	22.271	219	35.221	236	245
13	0	1:25.667	28.557	177	22.291	220	34.819	237	247	31	0	1:24.948	28.114	177	22.058	220	34.776	237	245
14	0	1:30.880	28.910	176	22.385	219	39.585	58	246	32	0	1:24.901	28.225	178	21.982	219	34.694	237	247
15	0	3:29.131	2:28.205	132	23.914	195	37.012	235		33	0	1:24.850	28.227	176	22.036	220	<b>34.587</b>	<b>237</b>	246
16	0	1:27.860	28.550	177	22.395	219	36.915	236	245	34	0	<b>1:24.764</b>	28.114	177	<b>21.947</b>	<b>220</b>	34.703	237	246
17	0	1:28.858	28.601	177	22.286	217	37.971	58	245	35	0	1:25.280	<b>27.968</b>	<b>178</b>	22.108	220	35.204	236	247
18	0	4:07.515	3:07.281	141	23.718	217	36.516	236											

### 95 Wagner, DEU(#1)

theoretical besttime: 1:25.473

1	0	2:30.635	1:15.406	100	30.549	105	44.680	148		18	0	1:26.481	28.873	176	22.495	217	35.113	235	244
2	0	1:37.590	33.409	171	25.740	134	38.441	234	148	19	0	1:30.402	28.791	177	22.594	204	39.017	236	246
3	0	1:28.333	29.585	176	22.945	216	35.803	233	244	20	0	1:26.536	29.076	175	22.423	220	35.037	236	245
4	0	1:28.727	29.611	175	22.943	218	36.173	235	244	21	0	1:25.900	28.605	177	22.310	220	34.985	236	245
5	0	1:27.557	29.250	175	22.681	219	35.626	236	245	22	0	1:26.089	28.754	177	22.323	218	35.012	237	246
6	0	1:28.233	29.121	175	22.818	219	36.294	236	246	23	0	1:26.297	28.631	177	22.426	219	35.240	237	246
7	0	1:27.503	29.355	176	22.654	219	35.494	236	246	24	0	1:31.143	29.241	173	22.950	219	38.952	57	247
8	0	1:30.663	29.182	174	22.646	219	38.835	58	245	25	0	4:41.929	3:38.688	140	26.030	183	37.211	234	
9	0	3:19.252	2:21.079	175	22.663	217	35.510	236		26	0	1:29.485	30.813	174	22.984	217	35.688	235	243
10	0	1:26.283	28.901	176	22.310	219	35.072	237	246	27	0	1:26.807	28.987	177	22.472	219	35.348	237	244
11	0	1:26.716	28.667	176	22.619	218	35.430	236	246	28	0	1:26.228	28.825	175	22.348	220	35.055	237	247
12	0	1:26.813	28.797	177	22.533	218	35.483	236	246	29	0	1:26.183	28.541	177	22.433	220	35.209	237	247
13	0	1:26.522	28.850	176	22.460	218	35.212	236	246	30	0	1:26.524	28.856	177	22.609	217	35.059	238	246
14	0	1:26.037	28.702	177	22.379	219	34.956	236	245	31	0	<b>1:25.517</b>	<b>28.479</b>	<b>178</b>	<b>22.176</b>	<b>221</b>	34.862	237	248
15	0	1:25.977	28.674	176	22.362	219	34.941	234	245	32	0	1:25.591	28.509	177	22.264	220	<b>34.818</b>	<b>238</b>	<b>248</b>
16	0	1:29.259	28.621	177	22.276	219	38.362	58	245	33			30.618	167	23.318	217			240
17	0	7:06.462	6:07.239	170	23.434	204	35.789	234											



# Porsche Carrera Cup Deutschland

## Sector List Free Practice

Provisional

**PORSCHE**

**CARRERA CUP  
DEUTSCHLAND**

Lausitzring, Length: 3478m

Air temperature: 21.75°C

Track temperature: 23.3°C

Weather condition: Dry

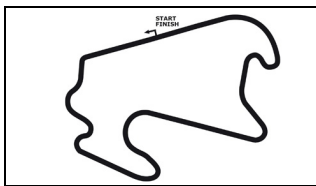
**DMSB** Reg. Nr.:

Friday, August 19, 2022 15:20:00

Lap Id	Time	SE1	SP1	SE2	SP2	SE3	SP3	TSP	Lap Id	Time	SE1	SP1	SE2	SP2	SE3	SP3	TSP		
<b>96</b>	Slooten, DEU(#1)								<b>theoretical besttime: 1:25.525</b>										
1	0	2:28.477	1:12.711	117	30.165	123	45.601	191	17	0	1:28.246	29.187	175	22.489	218	36.570	234	244	
2	0	1:34.066	32.821	169	24.162	202	37.083	233	207	18	0	1:26.316	28.735	176	22.496	217	35.085	234	244
3	0	1:29.493	30.241	175	23.109	214	36.143	231	235	19	0	1:26.220	28.852	176	22.266	219	35.102	235	244
4	0	1:35.661	30.190	173	25.308	203	40.163	232	242	20	0	1:26.456	28.789	176	22.429	218	35.238	235	243
5	0	1:29.601	30.509	175	23.145	217	35.947	235	232	21	0	<b>1:25.771</b>	<b>28.492</b>	<b>176</b>	22.225	220	35.054	235	245
6	0	1:27.746	29.546	176	22.770	219	35.430	235	244	22	0	1:25.878	28.805	176	22.209	220	34.864	237	245
7	0	1:27.392	29.424	175	22.622	218	35.346	237	244	23	0	1:32.322	28.804	176	24.202	211	39.316	57	246
8	0	1:27.502	29.367	176	22.769	218	35.366	235	247	24	0	5:35.262	4:31.474	147	24.888	195	38.900	234	
9	0	1:59.088	29.171	175	22.785	216	1:07.132	55	245	25	0	1:28.740	30.388	175	22.755	216	35.597	235	236
10	0	4:02.553	3:02.543	172	22.859	215	37.151	234		26	0	1:26.913	29.173	176	22.454	219	35.286	237	245
11	0	1:27.755	29.658	175	22.712	217	35.385	235	244	27	0	1:26.476	28.955	176	22.370	221	35.151	237	246
12	0	1:26.662	28.987	177	22.317	219	35.358	236	245	28	0	1:26.133	28.642	177	22.312	220	35.179	237	247
13	0	1:31.272	29.465	176	22.911	219	38.896	57	245	29	0	1:25.819	28.623	176	22.369	219	<b>34.827</b>	<b>237</b>	247
14	0	6:14.839	5:07.736	151	28.581	170	38.522	214		30	0	1:25.862	28.631	177	<b>22.206</b>	<b>220</b>	35.025	237	247
15	0	1:31.460	31.838	171	23.371	213	36.251	229	218	31	0	1:30.426	28.523	177	22.288	220	39.615	236	<b>247</b>
16	0	1:29.616	30.971	171	23.231	215	35.414	234	232	32	0	1:32.762	34.643	189	22.898	218	35.221	236	245

Lap Id	Time	SE1	SP1	SE2	SP2	SE3	SP3	TSP	Lap Id	Time	SE1	SP1	SE2	SP2	SE3	SP3	TSP		
<b>98</b>	Seyffert, DEU(#1)								<b>theoretical besttime: 1:25.729</b>										
1	0	2:47.616	1:33.870	132	29.240	163	44.506	190	17	0	<b>1:25.985</b>	28.788	176	22.271	219	<b>34.926</b>	<b>234</b>	244	
2	0	1:44.822	34.987	147	27.469	170	42.366	194	198	18	0	1:26.298	28.901	176	22.418	218	34.979	234	244
3	0	1:39.950	33.827	163	25.522	171	40.601	216	203	19	0	1:26.197	28.812	176	22.338	219	35.047	235	244
4	0	1:32.983	31.197	172	24.085	204	37.701	230	217	20	0	1:26.405	28.830	176	22.541	219	35.034	236	244
5	0	1:45.914	33.977	107	27.817	162	44.120	55	239	21	0	1:26.217	29.000	176	22.237	219	34.980	235	245
6	0	7:33.388	6:26.227	167	24.398	203	42.763	57		22	0	1:26.180	28.690	176	<b>22.189</b>	<b>220</b>	35.301	237	245
7	0	2:14.209	1:15.263	173	23.069	215	35.877	234		23	0	1:26.645	28.685	177	22.810	214	35.150	236	245
8	0	1:27.695	29.313	175	22.632	217	35.750	234	244	24	0	1:26.296	28.787	177	22.458	218	35.051	238	245
9	0	1:28.778	29.738	172	23.406	216	35.634	234	243	25	0	1:26.753	29.300	176	22.359	219	35.094	235	<b>247</b>
10	0	1:27.099	29.182	176	22.657	217	35.260	235	244	26	0	1:26.817	28.897	177	22.627	219	35.293	236	244
11	0	1:26.778	28.927	176	22.610	219	35.241	236	244	27	0	1:42.082	37.546	129	24.461	187	40.075	57	245
12	0	1:26.763	28.878	175	22.603	218	35.282	235	244	28	0	7:26.721	6:27.892	169	23.133	215	35.696	233	
13	0	1:26.116	<b>28.614</b>	175	22.494	218	35.008	236	244	29	0	1:27.885	29.779	174	22.595	217	35.511	235	242
14	0	1:26.627	29.039	177	22.541	218	35.047	236	245	30	0	1:26.370	28.895	176	22.408	218	35.067	236	244
15	0	1:26.206	28.788	176	22.416	218	35.002	237	245	31	0	1:26.022	28.640	177	22.388	219	34.994	237	245
16	0	1:31.409	31.553	118	23.110	218	36.746	235	245										

Lap Id	Time	SE1	SP1	SE2	SP2	SE3	SP3	TSP	Lap Id	Time	SE1	SP1	SE2	SP2	SE3	SP3	TSP		
<b>99</b>	Buus, DNK(#1)								<b>theoretical besttime: 1:25.297</b>										
1	0	1:49.422	42.507	117	27.333	140	39.582	204	14	0	1:26.542	28.646	176	22.603	215	35.293	203	238	
2	0	1:33.637	31.412	173	23.353	212	38.872	58	217	15	0	1:35.157	32.386	177	23.342	173	39.429	57	187
3	0	3:14.252	2:13.184	174	22.965	214	38.103	234		16	0	3:14.746	2:11.951	168	25.880	196	36.915	224	
4	0	1:26.875	29.062	175	22.622	218	35.191	235	243	17	0	1:30.217	29.274	172	22.579	211	38.364	57	230
5	0	1:26.115	28.757	176	22.517	217	34.841	235	244	18	0	2:00.059	1:01.762	175	22.665	217	35.632	234	
6	0	1:25.805	28.620	176	22.312	220	34.873	236	245	19	0	1:25.969	28.773	176	22.364	219	<b>34.832</b>	<b>236</b>	243
7	0	1:29.144	28.826	176	22.407	220	37.911	236	<b>247</b>	20	0	<b>1:25.492</b>	<b>28.303</b>	<b>176</b>	22.200	220	34.989	236	245
8	0	1:25.741	28.528	177	22.318	220	34.895	236	245	21	0	1:26.738	28.759	177	<b>22.162</b>	<b>221</b>	35.817	237	245
9	0	1:25.633	28.412	176	22.343	220	34.878	235	246	22	0	1:25.575	28.385	177	22.229	221	34.961	237	245
10	0	1:28.639	28.632	177	22.261	220	37.746	58	245	23	0	1:28.412	28.569	177	22.220	220	37.623	236	246
11	0	9:13.752	8:10.403	172	24.695	138	38.654	130		24	0	1:28.557	28.420	177	23.916	171	36.221	235	245
12	0	1:36.680	33.008	141	25.295	160	38.377	220	130	25	0	1:47.056	41.798	146	24.059	198	41.199	57	245
13	0	1:30.049	30.374	174	23.426	182	36.249	228	230	26	0	4:31.390	3:28.539	175	22.389	217	40.462	57	



# Porsche Carrera Cup Deutschland

## Top speed list Free Practice

Provisional

**PORSCHE**

**CARRERA CUP  
DEUTSCHLAND**

Lausitzring, Length: 3478m

Air temperature: 21.75°C

Track temperature: 23.3°C

Weather condition: Dry

**DMSB** Reg. Nr.:

Friday, August 19, 2022 15:20:00

#	Name (NAT)	Team	Car name	Speed	Lap	Race time
42	Luka Wlömer (DEU)	ID Racing (DEU)	Porsche 911 GT3 Cup	248.75	27	45:29.798
95	Richard Wagner (DEU)	IronForce Racing by Phoenix	Porsche 911 GT3 Cup	248.75	32	57:09.800
8	Alexander Fach (CHE)	FACH AUTO TECH (CHE)	Porsche 911 GT3 Cup	248.75	31	58:32.554
9	Lorcan Hanafin (GBR)	FACH AUTO TECH (CHE)	Porsche 911 GT3 Cup	248.17	10	13:41.498
14	Morris Schuring (NLD)	SSR Huber Racing	Porsche 911 GT3 Cup	248.17	21	52:36.177
3	Laurin Heinrich (DEU)	SSR Huber Racing	Porsche 911 GT3 Cup	248.17	25	55:54.590
23	Lukas Ertl (DEU)	CarTech Motorsport by Nigrin (DEU)	Porsche 911 GT3 Cup	248.17	36	58:23.660
26	Jesse van Kuijk (NLD)	Team GP Elite (NLD)	Porsche 911 GT3 Cup	248.17	35	58:57.186
29	Huub van Eijndhoven (NLD)	GP Elite (NLD)	Porsche 911 GT3 Cup	248.17	24	58:57.690
24	Max van Splunteren (NLD)	Team GP Elite (NLD)	Porsche 911 GT3 Cup	248.17	34	59:21.132
94	Dylan Pereira (LUX)	IronForce Racing by Phoenix	Porsche 911 GT3 Cup	247.60	10	13:19.716
4	Loek Hartog (NLD)	BLACK FALCON (DEU)	Porsche 911 GT3 Cup	247.60	10	13:24.501
25	Larry ten Voorde (NLD)	Team GP Elite (NLD)	Porsche 911 GT3 Cup	247.60	27	54:05.268
13	Alexander Tauscher (DEU)	Allied-Racing (DEU)	Porsche 911 GT3 Cup	247.60	30	57:04.640
96	Jan-Erik Slooten (DEU)	IronForce Racing by Phoenix	Porsche 911 GT3 Cup	247.60	31	57:11.322
57	Rudy van Buren (NLD)	Huber Racing	Porsche 911 GT3 Cup	247.60	30	58:25.089
75	Ariel Levi (ISR)	Huber Racing	Porsche 911 GT3 Cup	247.60	24	58:59.615
99	Bastian Buus (DNK)	Allied-Racing (DEU)	Porsche 911 GT3 Cup	247.03	7	10:57.834
40	Jukka Honkavuori (FIN)	ID Racing (DEU)	Porsche 911 GT3 Cup	247.03	17	23:57.506
6	Carlos Rivas (LUX)	BLACK FALCON (DEU)	Porsche 911 GT3 Cup	247.03	15	24:08.133
98	Jan Seyffert (DEU)	HP Racing International (DEU)	Porsche 911 GT3 Cup	247.03	25	43:58.292
5	Sören Spreng (DEU)	BLACK FALCON (DEU)	Porsche 911 GT3 Cup	247.03	28	51:26.075
31	Sebastian Freymuth (DEU)	HRT Performance	Porsche 911 GT3 Cup	247.03	32	55:15.695
27	Daan van Kuijk (NLD)	GP Elite (NLD)	Porsche 911 GT3 Cup	246.46	16	42:24.822
2	Georgi Donchev (BGR)	Huber Racing	Porsche 911 GT3 Cup	246.46	28	46:58.644
77	Kim Andre Hauschild (DEU)	HRT Performance	Porsche 911 GT3 Cup	246.46	29	49:25.529
84	Ahmad Alshehab (KUW)	CarTech Motorsport by Nigrin (DEU)	Porsche 911 GT3 Cup	246.46	31	59:47.946
7	Christof Langer (DEU)	FACH AUTO TECH (CHE)	Porsche 911 GT3 Cup	245.90	14	24:07.555
68	Tim Stender (DEU)	HRT Performance	Porsche 911 GT3 Cup	245.90	31	52:25.474
20	Harald Proczyk (AUT)	HP Racing International (DEU)	Porsche 911 GT3 Cup	245.34	13	24:41.264
44	Jonas Greif (DEU)	SSR Huber Racing	Porsche 911 GT3 Cup	242.02	7	10:03.322