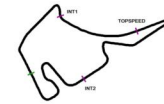


Session 1
Hockenheimring



Reg. Nr.:

Provisional

Result List

Stewards / Race Management

STEWARD	
STEWARD	
STEWARD	
RACE DIRECTOR	
CLERK OF THE COURSE	Georg-Richard Ziegahn
TECHNICAL DELEGATE	
CHIEF TIMEKEEPER	Steffen Ruhl

Weather Start/Finish

AIR	11.5°C
TRACK	14.9°C
CONDITIONS	Dry
PRESSURE	1009 hPa
AIR	12.9°C
TRACK	15.8°C
CONDITIONS	Dry
PRESSURE	1009 hPa

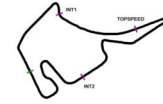
Track Information

GREEN FLAG	10:25:00
CHEQUERED FLAG	10:40:00
SAFETY CAR PHASE	0
FULL COURSE YELLOW PHASE	0
TRACK NAME	Hockenheimring
TRACK LENGTH	4574m
TURN COUNT	17
FASTEST LAP:	#25. LTV - 1:41.602

STARTED: 32 CLASSIFIED: 32 NOT CLASSIFIED: 0 DISQUALIFIED: 0

Nr.	Drivers	Team	Lap	Best Time	Gap	Diff	Kph	Day Time
Cl.	Car	Competitor						
1	25 L.ten Voorde(NLD) Porsche 911 GT3 Cup	Team GP Elite(NLD)	6	1:41.602			162.0	10:35:49
2	3 L.Heinrich(DEU) Porsche 911 GT3 Cup	SSR Huber Racing	6	1:41.987	0.385	0.385	161.4	10:36:13
3	57 R.van Buren(NLD) Porsche 911 GT3 Cup	Huber Racing	6	1:42.088	0.486	0.101	161.2	10:36:07
4	99 B.Buus(DNK) Porsche 911 GT3 Cup	Allied-Racing(DEU)	5	1:42.239	0.637	0.151	161.0	10:34:29
5	9 L.Hanafin(GBR) Rookie Porsche 911 GT3 Cup	FACH AUTO TECH(CHE)	5	1:42.336	0.734	0.097	160.9	10:34:27
6	94 D.Pereira(LUX) Porsche 911 GT3 Cup	IronForce Racing by Phoenix	5	1:42.401	0.799	0.065	160.8	10:35:40
7	14 M.Schuring(NLD) Porsche 911 GT3 Cup	SSR Huber Racing	5	1:42.410	0.808	0.009	160.7	10:34:42
8	4 L.Hartog(NLD) Porsche 911 GT3 Cup	BLACK FALCON(DEU)	6	1:42.444	0.842	0.034	160.7	10:36:49
9	26 J.van Kuijk(NLD) Porsche 911 GT3 Cup	Team GP Elite(NLD)	8	1:42.458	0.856	0.014	160.7	10:39:17
10	8 A.Fach(CHE) Rookie Porsche 911 GT3 Cup	FACH AUTO TECH(CHE)	6	1:42.617	1.015	0.159	160.4	10:36:36
11	28 L.Groeneveld(NLD) Porsche 911 GT3 Cup	GP Elite(NLD)	5	1:42.690	1.088	0.073	160.3	10:34:19
12	45 G.van Parijs(BEL) Porsche 911 GT3 Cup	ID Racing(DEU)	5	1:42.828	1.226	0.138	160.1	10:35:13
13	6 C.Rivas(LUX) ProAM Porsche 911 GT3 Cup	BLACK FALCON(DEU)	5	1:42.925	1.323	0.097	159.9	10:35:41
14	13 A.Tauscher(DEU) Rookie Porsche 911 GT3 Cup	Allied-Racing(DEU)	4	1:42.932	1.330	0.007	159.9	10:33:05
15	75 A.Levi(ISR) Rookie Porsche 911 GT3 Cup	Huber Racing	6	1:43.037	1.435	0.105	159.8	10:36:06
16	40 J.Honkavuori(FIN) Porsche 911 GT3 Cup	ID Racing(DEU)	6	1:43.161	1.559	0.124	159.6	10:36:16
17	95 R.Wagner(DEU) Porsche 911 GT3 Cup	IronForce Racing by Phoenix	5	1:43.218	1.616	0.057	159.5	10:34:45
18	22 G.Cordeel(BEL) Rookie Porsche 911 GT3 Cup	Team GP Elite(NLD)	6	1:43.236	1.634	0.018	159.5	10:36:21
19	29 H.van Eijndhoven(NLD) Rookie Porsche 911 GT3 Cup	GP Elite(NLD)	7	1:43.303	1.701	0.067	159.3	10:37:41
20	27 D.van Kuijk(NLD) Porsche 911 GT3 Cup	GP Elite(NLD)	5	1:43.509	1.907	0.206	159.0	10:34:22
21	23 L.Ertl(DEU) Porsche 911 GT3 Cup	CarTech Motorsport by Nigrin(DEU)	8	1:43.547	1.945	0.038	159.0	10:40:25

Session 1
Hockenheimring



Reg. Nr.:

Provisional

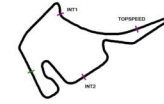
Result List

Nr.	Drivers	Team	Lap	Best Time	Gap	Diff	Kph	Day Time
Cl.	Car	Competitor						
22	31 S.Frey muth(DEU) Rookie Porsche 911 GT3 Cup	HRT Performance	5	1:43.629	2.027	0.082	158.8	10:34:21
23	98 J.Seyffert (DEU) Rookie Porsche 911 GT3 Cup	HP Racing International(DEU)	8	1:43.720	2.118	0.091	158.7	10:40:21
24	2 G.Donchev (BGR) ProAM Porsche 911 GT3 Cup	Huber Racing	4	1:43.860	2.258	0.140	158.5	10:32:57
25	20 H.Proczyk (AUT) Porsche 911 GT3 Cup	HP Racing International(DEU)	6	1:43.879	2.277	0.019	158.5	10:36:10
26	44 J.Greif (DEU) Rookie Porsche 911 GT3 Cup	SSR Huber Racing	4	1:44.058	2.456	0.179	158.2	10:33:04
27	5 S.Spreng (DEU) ProAM Porsche 911 GT3 Cup	BLACK FALCON(DEU)	5	1:44.452	2.850	0.394	157.6	10:34:39
28	7 C.Langer (DEU) ProAM Porsche 911 GT3 Cup	FACH AUTO TECH(CHE)	6	1:45.226	3.624	0.774	156.4	10:37:24
29	84 A.Alshehab (KUW) ProAM Porsche 911 GT3 Cup	CarTech Motorsport by Nigrin(DEU)	7	1:45.278	3.676	0.052	156.4	10:38:32
30	65 K.Pfister (DEU) ProAM Porsche 911 GT3 Cup	HRT Performance	4	1:45.731	4.129	0.453	155.7	10:33:48
31	96 J.Slooten (DEU) ProAM Porsche 911 GT3 Cup	IronForce Racing by Phoenix	4	1:46.353	4.751	0.622	154.8	10:33:28
32	69 H.Harmsen (DEU) ProAM Porsche 911 GT3 Cup	HRT Performance	5	1:50.919	9.317	4.566	148.4	10:35:58

Subject to final scrutineering!

Publication time:	Clerk of the Course: Georg-Richard Ziegahn	Timekeeper: Steffen Ruhl
-------------------	--	--------------------------

**Session 1
Hockenheimring**



Reg. Nr.:

Provisional

Class Result List

Stewards / Race Management

STEWARD	
STEWARD	
STEWARD	
RACE DIRECTOR	
CLERK OF THE COURSE	Georg-Richard Ziegahn
TECHNICAL DELEGATE	
CHIEF TIMEKEEPER	Steffen Ruhl

Weather Start/Finish

AIR	11.5°C
TRACK	14.9°C
CONDITIONS	Dry
PRESSURE	1009 hPa
AIR	12.9°C
TRACK	15.8°C
CONDITIONS	Dry
PRESSURE	1009 hPa

Track Information

GREEN FLAG	10:25:00
CHEQUERED FLAG	10:40:00
SAFETY CAR PHASE	0
FULL COURSE YELLOW PHASE	0
TRACK NAME	Hockenheimring
TRACK LENGTH	4574m
TURN COUNT	17
FASTEST LAP:	#25. LTV - 1:41.602

STARTED: 32 CLASSIFIED: 32 NOT CLASSIFIED: 0 DISQUALIFIED: 0

Nr.	Drivers	Team	Lap	Best Time	Gap	Diff	Kph	Day Time
	Car	Competitor						

CLASS: ProAM

Started: 8

Classified: 8

Not Classified: 0

1	6	C.Rivas(LUX) Porsche 911 GT3 Cup	BLACK FALCON(DEU)	5	1:42.925			159.9	10:35:41
2	2	G.Donchev(BGR) Porsche 911 GT3 Cup	Huber Racing	4	1:43.860	0.935	0.935	158.5	10:32:57
3	5	S.Spreng(DEU) Porsche 911 GT3 Cup	BLACK FALCON(DEU)	5	1:44.452	1.527	0.592	157.6	10:34:39
4	7	C.Langer(DEU) Porsche 911 GT3 Cup	FACH AUTO TECH(CHE)	6	1:45.226	2.301	0.774	156.4	10:37:24
5	84	A.Alshehab(KUW) Porsche 911 GT3 Cup	CarTech Motorsport by Nigrin(DEU)	7	1:45.278	2.353	0.052	156.4	10:38:32
6	65	K.Pfister(DEU) Porsche 911 GT3 Cup	HRT Performance	4	1:45.731	2.806	0.453	155.7	10:33:48
7	96	J.Slooten(DEU) Porsche 911 GT3 Cup	IronForce Racing by Phoenix	4	1:46.353	3.428	0.622	154.8	10:33:28
8	69	H.Harmsen(DEU) Porsche 911 GT3 Cup	HRT Performance	5	1:50.919	7.994	4.566	148.4	10:35:58

CLASS: Rookie

Started: 9

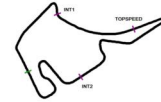
Classified: 9

Not Classified: 0

1	9	L.Hanafin(GBR) Porsche 911 GT3 Cup	FACH AUTO TECH(CHE)	5	1:42.336			160.9	10:34:27
2	8	A.Fach(CHE) Porsche 911 GT3 Cup	FACH AUTO TECH(CHE)	6	1:42.617	0.281	0.281	160.4	10:36:36
3	13	A.Tauscher(DEU) Porsche 911 GT3 Cup	Allied-Racing(DEU)	4	1:42.932	0.596	0.315	159.9	10:33:05
4	75	A.Levi(ISR) Porsche 911 GT3 Cup	Huber Racing	6	1:43.037	0.701	0.105	159.8	10:36:06
5	22	G.Cordeel(BEL) Porsche 911 GT3 Cup	Team GP Elite(NLD)	6	1:43.236	0.900	0.199	159.5	10:36:21
6	29	H.van Eijndhoven(NLD) Porsche 911 GT3 Cup	GP Elite(NLD)	7	1:43.303	0.967	0.067	159.3	10:37:41
7	31	S.Freytmuth(DEU) Porsche 911 GT3 Cup	HRT Performance	5	1:43.629	1.293	0.326	158.8	10:34:21
8	98	J.Seyffert(DEU) Porsche 911 GT3 Cup	HP Racing International(DEU)	8	1:43.720	1.384	0.091	158.7	10:40:21
9	44	J.Greif(DEU) Porsche 911 GT3 Cup	SSR Huber Racing	4	1:44.058	1.722	0.338	158.2	10:33:04

Subject to final scrutineering!

Session 1
Hockenheimring



Reg. Nr.:

Provisional

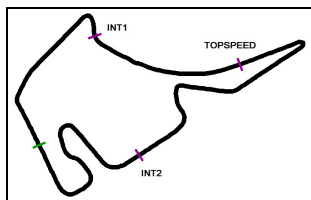
Class Result List

Nr. Drivers	Team	Lap	Best Time	Gap	Diff	Kph	Day Time
Car	Competitor						

Publication time:

Clerk of the Course: Georg-Richard Ziegahn

Timekeeper: Steffen Ruhl



Testtag Porsche Carrera Cup Deutschland

PORSCHE
CARRERA CUP
DEUTSCHLAND

Sector List Session 1

Provisional

Reg. Nr.:

Thursday, October 20, 2022 10:25:00

Hockenheimring, Length: 4574m

Air temperature: 12.85°C

Track temperature: 16°C

Weather condition: Dry

Lap Id	Time	SE1	SP1	SE2	SP2	SE3	SP3	TSP	Lap Id	Time	SE1	SP1	SE2	SP2	SE3	SP3	TSP
2	Donchev, BGR(#1)								theoretical besttime: 1:43.684								
1 0	2:33.423	1:01.108	119	55.816	166	36.499	195	197	5 0	1:49.814	22.706	154	47.642	189	39.466	255	
2 0	1:47.950	23.660	153	50.319	187	33.971	201	219	6 0	3:41.537	2:10.977	72	55.588	173	34.972	199	214
3 0	1:51.999	23.083	155	49.291	188	39.625	199	256	7 0	1:44.390	23.070	155	47.984	189	33.336	200	254
4 0	1:43.860	22.735	154	47.711	189	33.414	201	255									

3	Heinrich, DEU(#1)								theoretical besttime: 1:41.945								
1 0	2:30.820	56.017	119	58.301	160	36.502	187	186	5 0	1:42.257	22.336	156	47.203	191	32.718	201	258
2 0	1:48.794	24.398	156	50.072	186	34.324	202	240	6 0	1:41.987	22.368	156	46.922	191	32.697	201	257
3 0	1:46.822	23.402	154	48.294	189	35.126	202	248	7 0	1:42.120	22.326	156	47.013	190	32.781	201	258
4 0	1:42.560	22.589	156	47.204	191	32.767	202	258	8 0	1:47.847	22.709	154	47.144	189	37.994		257

4	Hartog, NLD(#1)								theoretical besttime: 1:42.138								
1 0	2:55.410	1:26.074	118	53.410	180	35.926	201	220	5 0	1:48.954	22.532	156	48.766	134	37.656	200	255
2 0	1:45.646	23.872	141	48.300	189	33.474	200	249	6 0	1:42.444	22.563	156	47.229	190	32.652	202	255
3 0	1:52.971	22.584	148	52.546	189	37.841	202	251	7 0	1:42.624	22.298	156	47.437	188	32.889	204	256
4 0	1:43.177	22.560	151	47.654	191	32.963	197	255	8 0	1:42.568	22.594	157	47.188	190	32.786	195	257

5	Spreng, DEU(#1)								theoretical besttime: 1:44.440								
1 0	2:27.506	49.912	113	59.475	167	38.119	185	172	5 0	1:44.452	23.068	154	47.863	187	33.521	197	255
2 0	1:53.052	25.603	137	52.409	177	35.040	197	243	6 0	1:44.992	23.067	152	48.084	188	33.841	199	255
3 0	1:47.369	23.501	150	49.246	176	34.622	200	258	7 0	1:51.280	23.302	154	48.061	186	39.917		258
4 0	1:47.015	24.930	139	48.575	184	33.510	199	253									

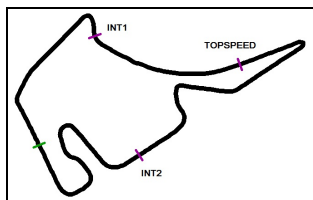
6	Rivas, LUX(#1)								theoretical besttime: 1:42.668								
1 0	3:26.771	1:37.329	90	1:09.198	156	40.244	163	170	5 0	1:42.925	22.767	155	47.479	187	32.679	202	256
2 0	2:03.107	29.968	141	57.612	183	35.527	202	130	6 0	1:43.516	22.786	155	47.796	190	32.934	202	256
3 0	1:44.569	22.925	155	48.031	185	33.613	201	254	7 0	1:45.360	23.184	155	47.596	183	34.580	201	252
4 0	1:43.196	22.650	156	47.339	188	33.207	201	255	8 0	1:49.766	22.839	154	47.957	187	38.970		257

7	Langer, DEU(#1)								theoretical besttime: 1:45.113								
1 0	3:11.102	1:22.186	111	1:08.237	171	40.679	178	141	5 0	1:46.176	23.394	153	48.225	183	34.557	198	254
2 0	2:06.393	27.818	118	1:01.657	181	36.918	195	172	6 0	1:45.226	22.948	152	48.338	188	33.940	198	252
3 0	1:48.931	24.380	152	49.749	185	34.802	196	252	7 0	1:53.167	23.363	146	49.121	186	40.683		253
4 0	1:45.821	23.287	156	48.369	188	34.165	197	254									

8	Fach, CHE(#1)								theoretical besttime: 1:42.617								
1 0	2:55.216	1:18.804	118	59.213	162	37.199	199	173	5 0	1:42.926	22.760	156	47.373	189	32.793	200	258
2 0	1:47.272	24.323	143	49.417	187	33.532	201	245	6 0	1:42.617	22.640	157	47.206	191	32.771	201	257
3 0	1:43.985	22.968	156	47.964	190	33.053	201	259	7 0	1:50.153	22.914	146	47.831	190	39.408		258
4 0	1:43.908	22.893	156	47.846	190	33.169	201	260									

9	Hanafin, GBR(#1)								theoretical besttime: 1:42.273								
1 0	2:24.838	51.303	117	55.986	156	37.549	195	192	5 0	1:42.336	22.564	157	47.004	191	32.768	204	260
2 0	1:50.826	24.989	151	51.249	187	34.588	201	179	6 0	1:52.409	23.007	158	49.552	187	39.850		258
3 0	1:46.258	23.369	156	47.978	184	34.911	202	258	7 0	4:49.976	3:21.677	156	49.637	190	38.662		213
4 0	1:42.724	22.861	156	47.158	190	32.705	202	257									

13	Tauscher, DEU(#1)								theoretical besttime: 1:42.804								
1 0	2:47.597	1:12.540	103	58.858	175	36.199	180	198	5 0	1:44.655	22.617	155	47.660	188	34.378	199	256
2 0	1:50.573	25.084	153	51.947	186	33.542	201	221	6 0	1:43.034	22.733	153	47.418	188	32.883	201	257
3 0	1:44.374	22.982	154	48.333	188	33.059	192	257	7 0	1:49.415	22.771	150	47.410	189	39.234		256
4 0	1:42.932	22.735	154	47.420	188	32.777	202	257									



Testtag Porsche Carrera Cup Deutschland

PORSCHE

CARRERA CUP
DEUTSCHLAND

Sector List Session 1

Provisional

Reg. Nr.:

Thursday, October 20, 2022 10:25:00

Hockenheimring, Length: 4574m

Air temperature: 12.85°C

Track temperature: 16°C

Weather condition: Dry

Lap	Id	Time	SE1	SP1	SE2	SP2	SE3	SP3	TSP	Lap	Id	Time	SE1	SP1	SE2	SP2	SE3	SP3	TSP
14	Schuring, NLD(#1)									theoretical besttime: 1:42.231									
1	0	2:38.393	1:03.019	117	58.714	158	36.660	180	198	5	0	1:42.410	22.551	157	47.130	189	32.729	202	258
2	0	1:49.325	25.053	151	50.370	185	33.902	196	215	6	0	1:42.416	22.570	157	47.098	189	32.748	203	257
3	0	1:49.600	24.005	156	49.058	156	36.537	202	225	7	0	1:43.714	22.747	156	47.102	189	33.865	202	258
4	0	1:42.576	22.590	156	47.154	189	32.832	202	258	8	0	1:47.985	22.459	155	47.043	191	38.483		257

20	Proczyk, AUT(#1)									theoretical besttime: 1:43.716									
1	0	2:18.831	40.145	112	59.773	164	38.913	192	187	5	0	1:44.734	23.036	155	48.482	189	33.216	199	234
2	0	1:52.299	25.276	148	52.317	181	34.706	197	212	6	0	1:43.879	23.094	153	47.505	185	33.280	197	255
3	0	1:46.469	23.564	152	49.282	189	33.623	200	255	7	0	1:44.379	22.995	155	47.923	183	33.461	199	256
4	0	1:44.145	23.206	154	47.546	188	33.393	200	255	8	0	1:52.922	23.128	149	48.809	187	40.985		247

22	Cordeel, BEL(#1)									theoretical besttime: 1:43.236									
1	0	2:21.924	40.787	120	1:02.463	125	38.674	182	174	5	0	1:46.179	22.690	156	49.937	185	33.552	199	256
2	0	1:57.464	27.153	148	54.908	185	35.403	199	184	6	0	1:43.236	22.688	156	47.449	189	33.099	201	256
3	0	1:47.685	23.818	152	49.150	186	34.717	199	226	7	0	1:48.977	22.718	151	47.971	189	38.288		254
4	0	1:44.789	22.953	154	48.501	186	33.335	200	257										

23	Ertl, DEU(#1)									theoretical besttime: 1:43.381									
1	0	3:09.050	1:32.633	116	58.784	172	37.633	180	182	5	0	1:43.744	22.800	155	47.835	188	33.109	200	255
2	0	1:50.242	24.762	150	50.898	175	34.582	197	207	6	0	1:44.548	22.820	154	48.485	187	33.243	201	257
3	0	1:45.604	23.361	153	48.623	187	33.620	200	254	7	0	1:43.835	22.857	155	47.706	186	33.272	201	257
4	0	1:44.391	23.001	154	48.030	188	33.360	199	257	8	0	1:43.547	22.966	154	47.542	190	33.039	201	257

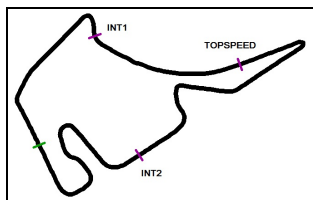
25	ten Voorde, NLD(#1)									theoretical besttime: 1:41.429									
1	0	2:12.525	37.245	115	59.597	153	35.683	194	184	5	0	1:41.943	22.426	155	46.890	189	32.627	202	256
2	0	1:48.784	23.983	144	50.052	168	34.749	202	239	6	0	1:41.602	22.383	156	46.743	191	32.476	201	256
3	0	1:41.941	22.381	156	47.146	191	32.414	202	257	7	0	1:41.814	22.417	155	46.837	190	32.560	203	256
4	0	1:42.203	22.382	157	47.121	190	32.700	202	258	8	0	1:47.843	22.272	156	46.777	190	38.794		257

26	van Kuijk, NLD(#1)									theoretical besttime: 1:42.360									
1	0	2:11.780	38.888	109	56.973	171	35.919	189	198	6	0	1:43.057	22.632	155	47.593	189	32.832	201	256
2	0	1:47.078	24.224	142	49.065	186	33.789	201	242	7	0	1:42.599	22.424	157	47.342	188	32.833	202	257
3	0	1:43.516	22.882	155	47.691	189	32.943	200	254	8	0	1:42.458	22.522	156	47.241	189	32.695	202	256
4	0	1:42.808	22.536	157	47.447	188	32.825	201	255	9	0	1:42.939	22.729	158	47.253	190	32.957	201	257
5	0	1:43.627	23.043	157	47.586	188	32.998	201	253										

27	van Kuijk, NLD(#1)									theoretical besttime: 1:43.278									
1	0	2:19.440	42.096	122	1:00.433	172	36.911	186	181	6	0	1:43.621	22.638	155	47.529	187	33.454	201	257
2	0	1:49.714	25.339	154	50.304	180	34.071	199	227	7	0	1:44.263	22.664	155	48.017	188	33.582	199	257
3	0	1:44.368	23.127	154	47.746	188	33.495	198	253	8	0	1:44.241	22.554	155	47.899	187	33.788	196	256
4	0	1:44.888	22.768	155	47.808	185	34.312	201	257	9	0	1:53.681	23.058	152	47.638	190	42.985		255
5	0	1:43.509	22.733	153	47.581	188	33.195	200	256										

28	Groeneveld, NLD(#1)									theoretical besttime: 1:42.454									
1	0	2:18.114	43.786	117	56.612	173	37.716	195	197	5	0	1:42.690	22.595	155	47.314	189	32.781	200	255
2	0	1:48.628	24.505	146	49.888	185	34.235	198	250	6	0	1:42.719	22.486	156	47.187	187	33.046	201	256
3	0	1:44.760	22.995	153	48.576	188	33.189	201	252	7	0	1:51.978	23.722	158	48.218	187	40.038		255
4	0	1:45.069	22.835	154	49.037	186	33.197	201	255	8	0	2:59.113	1:37.199	153	48.376	185	33.538	201	254

29	van Eindhoven, NLD(#1)									theoretical besttime: 1:42.853									
1	0	2:13.512	38.305	114	59.175	164	36.032	193	177	5	0	1:43.404	22.631	155	47.700	189	33.073	200	256
2	0	1:48.754	24.196	151	49.576	173	34.982	198	240	6	0	1:44.573	22.597	155	47.296	191	34.680	199	256
3	0	1:43.989	22.886	153	48.143	189	32.960	201	255	7	0	1:43.303	22.805	154	47.520	189	32.978	200	254
4	0	1:43.736	22.742	155	47.941	187	33.053	199	257	8	0	1:50.176	22.670	156	47.438	189	40.068		256



Testtag Porsche Carrera Cup Deutschland

PORSCHE
CARRERA CUP
DEUTSCHLAND

Sector List Session 1

Provisional

Reg. Nr.:

Thursday, October 20, 2022 10:25:00

Hockenheimring, Length: 4574m

Air temperature: 12.85°C

Track temperature: 16°C

Weather condition: Dry

Lap Id	Time	SE1	SP1	SE2	SP2	SE3	SP3	TSP	Lap Id	Time	SE1	SP1	SE2	SP2	SE3	SP3	TSP
31	Freyimuth, DEU(#1)								theoretical besttime: 1:43.482								
1 0	2:19.046	41.400	113	59.792	163	37.854	185	197	6 0	1:43.659	22.812	156	47.436	188	33.411	201	256
2 0	1:48.501	25.309	153	49.457	182	33.735	199	253	7 0	1:44.218	22.730	155	47.858	188	33.630	199	257
3 0	1:44.881	22.861	153	48.594	187	33.426	198	255	8 0	1:45.577	22.828	156	49.346	187	33.403	200	255
4 0	1:44.797	22.816	154	48.445	187	33.536	199	257	9 0	1:54.343	23.421	154	47.620	188	43.302		259
5 0	1:43.629	22.825	155	47.488	187	33.316	201	257									

40	Honkavuori, FIN(#1)								theoretical besttime: 1:43.147								
1 0	2:26.645	51.996	112	56.315	173	38.334	193	191	6 0	1:43.161	22.614	156	47.468	188	33.079	201	256
2 0	1:50.686	25.137	139	51.048	184	34.501	199	221	7 0	1:43.339	22.764	156	47.465	190	33.110	201	257
3 0	1:47.424	23.611	155	48.258	186	35.555	201	257	8 0	1:44.487	22.698	156	48.235	184	33.554	200	257
4 0	1:45.112	23.017	155	47.842	188	34.253	202	258	9 0	1:55.820	24.336	147	49.269	189	42.215		248
5 0	1:43.391	22.702	157	47.621	188	33.068	201	258									

44	Greif, DEU(#1)								theoretical besttime: 1:44.020								
1 0	2:41.934	1:04.186	120	59.109	160	38.639	166	200	5 0	1:44.229	23.088	155	47.783	188	33.358	201	256
2 0	1:53.305	26.340	150	51.557	186	35.408	199	214	6 0	1:44.388	23.055	155	47.778	187	33.555	199	256
3 0	1:45.171	23.426	153	48.099	185	33.646	201	258	7 0	1:52.346	23.789	154	48.044	184	40.513		258
4 0	1:44.058	23.068	154	47.607	186	33.383	201	257									

45	van Parijs, BEL(#1)								theoretical besttime: 1:42.445								
1 0	3:03.753	1:23.114	115	1:01.987	144	38.652	154	181	5 0	1:42.828	22.327	156	47.523	189	32.978	201	256
2 0	1:56.562	26.067	133	53.631	183	36.864	190	204	6 0	1:42.847	22.666	157	47.407	192	32.774	204	258
3 0	1:46.975	24.143	136	49.094	189	33.738	201	249	7 0	1:48.454	22.368	157	47.344	191	38.742		257
4 0	1:43.337	22.699	156	47.572	190	33.066	202	257									

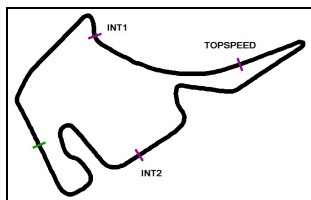
57	van Buren, NLD(#1)								theoretical besttime: 1:42.088								
1 0	2:23.006	48.669	120	57.304	154	37.033	190	201	5 0	1:42.765	22.770	157	47.233	190	32.762	201	258
2 0	1:49.679	25.174	147	50.993	182	33.512	195	224	6 0	1:42.088	22.467	156	46.999	190	32.622	203	258
3 0	1:47.108	23.461	155	48.502	187	35.145	203	245	7 0	1:50.929	22.660	155	47.855	189	40.414		260
4 0	1:42.497	22.496	155	47.126	190	32.875	201	258									

65	Pfister, DEU(#1)								theoretical besttime: 1:45.731								
1 0	3:15.482	1:31.486	112	1:04.262	168	39.734	180	185	5 0	1:51.267	23.722	151	50.336	172	37.209	198	252
2 0	1:58.800	27.266	140	55.908	182	35.626	193	214	6 0	1:47.614	23.714	145	49.661	185	34.239	196	254
3 0	1:47.529	24.199	150	49.226	186	34.104	200	253	7 0	2:09.308	23.596	151	59.560	177	46.152		254
4 0	1:45.731	23.447	152	48.391	186	33.893	199	253									

69	Harmsen, DEU(#1)								theoretical besttime: 1:50.572								
1 0	3:17.327	1:29.549	102	1:04.927	138	42.851	171	190	4 0	1:51.077	24.611	146	50.588	178	35.878	193	253
2 0	2:03.170	28.124	128	57.155	175	37.891	189	210	5 0	1:50.919	24.489	145	50.205	181	36.225	187	249
3 0	1:55.148	26.028	141	51.831	176	37.289	193	253	6 0	2:07.219	26.482	142	52.190	177	48.547		250

75	Levi, ISR(#1)								theoretical besttime: 1:42.932								
1 0	2:22.260	46.821	122	58.179	159	37.260	188	188	5 0	1:43.085	22.705	156	47.301	189	33.079	201	257
2 0	1:49.461	25.381	150	50.041	185	34.039	200	240	6 0	1:43.037	22.810	156	47.186	190	33.041	201	257
3 0	1:44.618	23.474	156	48.049	190	33.095	201	257	7 0	1:50.805	22.948	154	47.805	191	40.052		258
4 0	1:43.423	22.883	157	47.420	188	33.120	202	255									

84	Alshehab, KUW(#1)								theoretical besttime: 1:44.487								
1 0	2:36.965	50.900	109	1:07.566	141	38.499	157	149	5 0	1:45.962	23.395	157	48.459	188	34.108	200	255
2 0	1:54.788	27.112	146	52.566	180	35.110	199	203	6 0	1:48.363	26.246	139	48.462	188	33.655	200	252
3 0	1:53.877	28.159	129	51.370	189	34.348	199	254	7 0	1:45.278	23.068	154	47.764	190	34.446	201	256
4 0	1:46.757	23.122	154	49.449	185	34.186	199	257	8 0	1:45.622	23.227	155	47.908	184	34.487	199	257



Testtag Porsche Carrera Cup Deutschland

PORSCHE**CARRERA CUP
DEUTSCHLAND**

Sector List Session 1

Provisional

Reg. Nr.:

Thursday, October 20, 2022 10:25:00

Hockenheimring, Length: 4574m

Air temperature: 12.85°C

Track temperature: 16°C

Weather condition: Dry

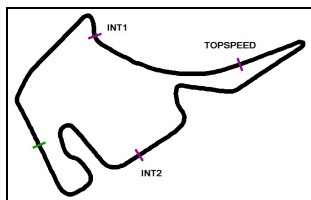
Lap	Id	Time	SE1	SP1	SE2	SP2	SE3	SP3	TSP	Lap	Id	Time	SE1	SP1	SE2	SP2	SE3	SP3	TSP
94	Pereira, LUX(#1)									theoretical besttime: 1:42.401									
1	0	3:14.069	1:30.114	108	1:04.490	150	39.465	162	179	4	0	1:49.453	24.530	141	49.762	188	35.161	199	227
2	0	1:57.701	26.843	136	54.952	175	35.906	176	212	5	0	1:42.401	22.482	155	47.516	191	32.403	202	255
3	0	1:56.088	25.237	143	54.575	133	36.276	177	206	6	0	2:00.083	23.241	154	52.352	185	44.490		179

95	Wagner, DEU(#1)									theoretical besttime: 1:43.033									
1	0	2:41.060	1:01.813	118	1:00.705	152	38.542	158	193	6	0	1:43.292	22.737	154	47.437	189	33.118	200	257
2	0	1:52.981	25.911	153	51.409	186	35.661	199	194	7	0	1:43.570	22.667	154	47.532	187	33.371	199	257
3	0	1:44.544	23.361	154	47.792	187	33.391	200	255	8	0	1:43.261	22.778	154	47.407	187	33.076	201	256
4	0	1:43.630	22.788	154	47.505	185	33.337	200	257	9	0	1:48.420	22.576	154	47.403	188	38.441		256
5	0	1:43.218	22.668	155	47.381	186	33.169	200	256										

96	Slooten, DEU(#1)									theoretical besttime: 1:45.984									
1	0	2:55.352	1:15.734	111	1:01.470	169	38.148	176	174	5	0	1:58.433	23.856	143	53.011	175	41.566		188
2	0	1:53.643	26.120	130	52.475	183	35.048	199	204	6	0	2:09.585	38.199	150	51.310	185	40.076		201
3	0	1:52.670	25.481	143	51.557	186	35.632	189	206	7	0	3:34.978	2:12.231	150	49.033	187	33.714	198	251
4	0	1:46.353	24.115	144	48.414	186	33.824	200	254										

98	Seyffert, DEU(#1)									theoretical besttime: 1:43.527									
1	0	2:59.581	1:17.854	115	1:03.090	153	38.637	180	126	5	0	1:43.822	22.973	155	47.543	188	33.306	200	255
2	0	1:55.713	26.394	137	54.222	165	35.097	194	210	6	0	1:43.784	22.943	155	47.618	186	33.223	200	255
3	0	1:45.973	23.318	153	48.424	187	34.231	195	251	7	0	1:43.784	22.955	156	47.627	189	33.202	197	256
4	0	1:44.235	23.055	144	48.053	189	33.127	200	254	8	0	1:43.720	22.883	156	47.517	189	33.320	199	256

99	Buus, DNK(#1)									theoretical besttime: 1:42.002									
1	0	2:30.172	54.178	115	59.514	176	36.480	194	117	5	0	1:42.239	22.557	156	46.973	190	32.709	199	257
2	0	1:48.650	24.077	157	50.096	190	34.477	201	244	6	0	1:49.575	22.399	157	47.476	189	39.700		257
3	0	1:44.625	22.946	155	48.034	190	33.645	202	251	7	0	4:57.236	3:37.486	155	47.120	190	32.630	202	253
4	0	1:43.204	22.689	156	47.781	191	32.734	201	257										



Testtag Porsche Carrera Cup Deutschland

PORSCHE
CARRERA CUP
DEUTSCHLAND

Top speed list Session 1

Provisional

Reg. Nr.:

Thursday, October 20, 2022 10:25:00

Hockenheimring, Length: 4574m

Air temperature: 12.85°C

Track temperature: 16°C

Weather condition: Dry

#	Name (NAT)	Team	Car name	Speed	Lap	Race time
8	Alexander Fach (CHE)	FACH AUTO TECH (CHE)	Porsche 911 GT3 Cup	260.24	4	7:02.205
9	Lorcan Hanafin (GBR)	FACH AUTO TECH (CHE)	Porsche 911 GT3 Cup	260.24	5	8:20.074
57	Rudy van Buren (NLD)	Huber Racing	Porsche 911 GT3 Cup	260.24	7	11:42.688
31	Sebastian Freymuth (DEU)	HRT Performance	Porsche 911 GT3 Cup	259.61	9	15:10.665
40	Jukka Honkavuori (FIN)	ID Racing (DEU)	Porsche 911 GT3 Cup	258.99	4	6:40.724
3	Laurin Heinrich (DEU)	SSR Huber Racing	Porsche 911 GT3 Cup	258.99	4	6:41.924
14	Morris Schuring (NLD)	SSR Huber Racing	Porsche 911 GT3 Cup	258.99	4	6:52.796
45	Glenn van Parijs (BEL)	ID Racing (DEU)	Porsche 911 GT3 Cup	258.99	6	10:48.956
75	Ariel Levi (ISR)	Huber Racing	Porsche 911 GT3 Cup	258.99	7	11:41.758
5	Sören Spreng (DEU)	BLACK FALCON (DEU)	Porsche 911 GT3 Cup	258.99	7	12:00.666
44	Jonas Greif (DEU)	SSR Huber Racing	Porsche 911 GT3 Cup	258.37	3	5:11.655
25	Larry ten Voorde (NLD)	Team GP Elite (NLD)	Porsche 911 GT3 Cup	258.37	4	6:18.505
13	Alexander Tauscher (DEU)	Allied-Racing (DEU)	Porsche 911 GT3 Cup	257.75	3	5:14.128
99	Bastian Buus (DNK)	Allied-Racing (DEU)	Porsche 911 GT3 Cup	257.75	4	6:39.039
95	Richard Wagner (DEU)	IronForce Racing by Phoenix	Porsche 911 GT3 Cup	257.75	4	6:54.312
23	Lukas Ertl (DEU)	CarTech Motorsport by Nigrin (DEU)	Porsche 911 GT3 Cup	257.75	4	7:20.891
84	Ahmad Alshehab (KUW)	CarTech Motorsport by Nigrin (DEU)	Porsche 911 GT3 Cup	257.75	8	14:08.187
29	Huib van Eijndhoven (NLD)	GP Elite (NLD)	Porsche 911 GT3 Cup	257.14	4	6:21.990
27	Daan van Kuijk (NLD)	GP Elite (NLD)	Porsche 911 GT3 Cup	257.14	4	6:29.284
22	Ghislain Cordeel (BEL)	Team GP Elite (NLD)	Porsche 911 GT3 Cup	257.14	4	6:43.006
26	Jesse van Kuijk (NLD)	Team GP Elite (NLD)	Porsche 911 GT3 Cup	257.14	7	11:27.232
4	Loek Hartog (NLD)	BLACK FALCON (DEU)	Porsche 911 GT3 Cup	257.14	8	14:06.745
6	Carlos Rivas (LUX)	BLACK FALCON (DEU)	Porsche 911 GT3 Cup	257.14	8	14:45.278
2	Georgi Donchev (BGR)	Huber Racing	Porsche 911 GT3 Cup	256.53	3	4:57.419
28	Lucas Groeneveld (NLD)	GP Elite (NLD)	Porsche 911 GT3 Cup	256.53	6	9:54.666
20	Harald Proczyk (AUT)	HP Racing International (DEU)	Porsche 911 GT3 Cup	256.53	7	11:46.364
98	Jan Seyffert (DEU)	HP Racing International (DEU)	Porsche 911 GT3 Cup	256.53	7	12:29.030
94	Dylan Pereira (LUX)	IronForce Racing by Phoenix	Porsche 911 GT3 Cup	255.92	5	9:32.742
96	Jan-Erik Slooten (DEU)	IronForce Racing by Phoenix	Porsche 911 GT3 Cup	254.71	4	7:19.013
7	Christof Langer (DEU)	FACH AUTO TECH (CHE)	Porsche 911 GT3 Cup	254.71	4	7:42.731
65	Kai Pfister (DEU)	HRT Performance	Porsche 911 GT3 Cup	254.71	7	13:03.156
69	Holger Harmsen (DEU)	HRT Performance	Porsche 911 GT3 Cup	253.52	3	5:59.907