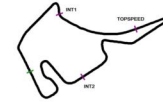


**Session 2**  
**Hockenheimring**



Reg. Nr.:

**Provisional**

**Result List**

Stewards / Race Management

STEWARD	
STEWARD	
STEWARD	
RACE DIRECTOR	
CLERK OF THE COURSE	Georg-Richard Ziegahn
TECHNICAL DELEGATE	
CHIEF TIMEKEEPER	Steffen Ruhl

Weather Start/Finish

AIR	16.0°C
TRACK	16.5°C
CONDITIONS	Dry
PRESSURE	1009 hPa
AIR	16.0°C
TRACK	16.6°C
CONDITIONS	Dry
PRESSURE	1009 hPa

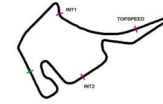
Track Information

GREEN FLAG	14:45:00
CHEQUERED FLAG	15:33:00
SAFETY CAR PHASE	0
FULL COURSE YELLOW PHASE	0
TRACK NAME	Hockenheimring
TRACK LENGTH	4574m
TURN COUNT	17
FASTEST LAP:	#3. HEI - 1:40.838

STARTED: 32 CLASSIFIED: 32 NOT CLASSIFIED: 0 DISQUALIFIED: 0

Nr.	Drivers	Team	Lap	Best Time	Gap	Diff	Kph	Day Time
Cl.	Car	Competitor						
1	3 L.Heinrich(DEU) Porsche 911 GT3 Cup	SSR Huber Racing	11	1:40.838			163.2	15:06:47
2	4 L.Hartog(NLD) Porsche 911 GT3 Cup	BLACK FALCON(DEU)	16	1:40.995	0.157	0.157	163.0	15:15:37
3	94 D.Pereira(LUX) Porsche 911 GT3 Cup	IronForce Racing by Phoenix	11	1:41.207	0.369	0.212	162.7	15:08:46
4	14 M.Schuring(NLD) Porsche 911 GT3 Cup	SSR Huber Racing	14	1:41.340	0.502	0.133	162.4	15:11:08
5	8 A.Fach(CHE) Rookie Porsche 911 GT3 Cup	FACH AUTO TECH(CHE)	13	1:41.531	0.693	0.191	162.1	15:11:49
6	57 R.van Buren(NLD) Porsche 911 GT3 Cup	Huber Racing	14	1:41.552	0.714	0.021	162.1	15:15:09
7	99 B.Buus(DNK) Porsche 911 GT3 Cup	Allied-Racing(DEU)	4	1:41.569	0.731	0.017	162.1	14:52:52
8	9 L.Hanafin(GBR) Rookie Porsche 911 GT3 Cup	FACH AUTO TECH(CHE)	13	1:41.572	0.734	0.003	162.1	15:11:23
9	25 L.ten Voorde(NLD) Porsche 911 GT3 Cup	Team GP Elite(NLD)	3	1:41.585	0.747	0.013	162.0	14:50:31
10	23 L.Ertl(DEU) Porsche 911 GT3 Cup	CarTech Motorsport by Nigrin(DEU)	14	1:41.639	0.801	0.054	162.0	15:14:47
11	28 L.Groeneveld(NLD) Porsche 911 GT3 Cup	GP Elite(NLD)	16	1:41.655	0.817	0.016	161.9	15:16:43
12	75 A.Levi(ISR) Rookie Porsche 911 GT3 Cup	Huber Racing	13	1:41.740	0.902	0.085	161.8	15:12:41
13	13 A.Tauscher(DEU) Rookie Porsche 911 GT3 Cup	Allied-Racing(DEU)	13	1:41.833	0.995	0.093	161.7	15:15:48
14	29 H.van Eijndhoven(NLD) Rookie Porsche 911 GT3 Cup	GP Elite(NLD)	11	1:41.855	1.017	0.022	161.6	15:08:59
15	22 G.Cordeel(BEL) Rookie Porsche 911 GT3 Cup	Team GP Elite(NLD)	10	1:42.037	1.199	0.182	161.3	15:06:00
16	26 J.van Kuijk(NLD) Porsche 911 GT3 Cup	Team GP Elite(NLD)	14	1:42.123	1.285	0.086	161.2	15:14:54
17	27 D.van Kuijk(NLD) Porsche 911 GT3 Cup	GP Elite(NLD)	11	1:42.206	1.368	0.083	161.1	15:08:57
18	45 G.van Parijs(BEL) Porsche 911 GT3 Cup	ID Racing(DEU)	5	1:42.215	1.377	0.009	161.0	14:54:29
19	31 S.Freythuth(DEU) Rookie Porsche 911 GT3 Cup	HRT Performance	13	1:42.336	1.498	0.121	160.9	15:12:29
20	2 G.Donchev(BGR) ProAM Porsche 911 GT3 Cup	Huber Racing	11	1:42.374	1.536	0.038	160.8	15:06:08
21	40 J.Honkavuori(FIN) Porsche 911 GT3 Cup	ID Racing(DEU)	15	1:42.404	1.566	0.030	160.7	15:14:00

**Session 2**  
**Hockenheimring**



Reg. Nr.:

**Provisional**

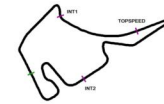
**Result List**

Nr.	Drivers	Team	Lap	Best Time	Gap	Diff	Kph	Day Time
Cl.	Car	Competitor						
22	95 <b>R.Wagner(DEU)</b> Porsche 911 GT3 Cup	IronForce Racing by Phoenix	11	<b>1:42.423</b>	1.585	0.019	160.7	15:11:01
23	5 <b>S.Spreng(DEU)</b> ProAM Porsche 911 GT3 Cup	BLACK FALCON(DEU)	15	<b>1:42.834</b>	1.996	0.411	160.1	15:14:20
24	6 <b>C.Rivas(LUX)</b> ProAM Porsche 911 GT3 Cup	BLACK FALCON(DEU)	5	<b>1:43.173</b>	2.335	0.339	159.5	14:54:41
25	96 <b>J.Slooten(DEU)</b> ProAM Porsche 911 GT3 Cup	IronForce Racing by Phoenix	5	<b>1:43.188</b>	2.350	0.015	159.5	14:54:55
26	98 <b>J.Seyffert(DEU)</b> Rookie Porsche 911 GT3 Cup	HP Racing International(DEU)	7	<b>1:43.303</b>	2.465	0.115	159.3	14:58:15
27	20 <b>H.Proczyk(AUT)</b> Porsche 911 GT3 Cup	HP Racing International(DEU)	7	<b>1:43.358</b>	2.520	0.055	159.3	14:57:40
28	44 <b>J.Greif(DEU)</b> Rookie Porsche 911 GT3 Cup	SSR Huber Racing	14	<b>1:43.453</b>	2.615	0.095	159.1	15:13:50
29	84 <b>A.Alshehab(KUW)</b> ProAM Porsche 911 GT3 Cup	CarTech Motorsport by Nigrin(DEU)	9	<b>1:43.901</b>	3.063	0.448	158.4	15:02:21
30	7 <b>C.Langer(DEU)</b> ProAM Porsche 911 GT3 Cup	FACH AUTO TECH(CHE)	10	<b>1:44.594</b>	3.756	0.693	157.4	15:07:24
31	65 <b>K.Pfister(DEU)</b> ProAM Porsche 911 GT3 Cup	HRT Performance	14	<b>1:45.026</b>	4.188	0.432	156.7	15:16:52
32	69 <b>H.Harmsen(DEU)</b> ProAM Porsche 911 GT3 Cup	HRT Performance	14	<b>1:49.290</b>	8.452	4.264	150.6	15:15:08

**Subject to final scrutineering!**

Publication time:	Clerk of the Course: Georg-Richard Ziegahn	Timekeeper: Steffen Ruhl
-------------------	--------------------------------------------	--------------------------

**Session 2**  
**Hockenheimring**



Reg. Nr.:

**Provisional**

**Class Result List**

Stewards / Race Management

STEWARD	
STEWARD	
STEWARD	
RACE DIRECTOR	
CLERK OF THE COURSE	Georg-Richard Ziegahn
TECHNICAL DELEGATE	
CHIEF TIMEKEEPER	Steffen Ruhl

Weather Start/Finish

AIR	16.0°C
TRACK	16.5°C
CONDITIONS	Dry
PRESSURE	1009 hPa
AIR	16.0°C
TRACK	16.6°C
CONDITIONS	Dry
PRESSURE	1009 hPa

Track Information

GREEN FLAG	14:45:00
CHEQUERED FLAG	15:33:00
SAFETY CAR PHASE	0
FULL COURSE YELLOW PHASE	0
TRACK NAME	Hockenheimring
TRACK LENGTH	4574m
TURN COUNT	17
FASTEST LAP:	#3. HEI - 1:40.838

STARTED: 32 CLASSIFIED: 32 NOT CLASSIFIED: 0 DISQUALIFIED: 0

Nr.	Drivers	Team	Lap	Best Time	Gap	Diff	Kph	Day Time
	Car	Competitor						

**CLASS: ProAM**

Started: 8

Classified: 8

Not Classified: 0

1	2	<b>G.Donchev(BGR)</b> Porsche 911 GT3 Cup	Huber Racing	11	<b>1:42.374</b>			160.8	15:06:08
2	5	<b>S.Spreng(DEU)</b> Porsche 911 GT3 Cup	BLACK FALCON(DEU)	15	<b>1:42.834</b>	0.460	0.460	160.1	15:14:20
3	6	<b>C.Rivas(LUX)</b> Porsche 911 GT3 Cup	BLACK FALCON(DEU)	5	<b>1:43.173</b>	0.799	0.339	159.5	14:54:41
4	96	<b>J.Slooten(DEU)</b> Porsche 911 GT3 Cup	IronForce Racing by Phoenix	5	<b>1:43.188</b>	0.814	0.015	159.5	14:54:55
5	84	<b>A.Alshehab(KUW)</b> Porsche 911 GT3 Cup	CarTech Motorsport by Nigrin(DEU)	9	<b>1:43.901</b>	1.527	0.713	158.4	15:02:21
6	7	<b>C.Langer(DEU)</b> Porsche 911 GT3 Cup	FACH AUTO TECH(CHE)	10	<b>1:44.594</b>	2.220	0.693	157.4	15:07:24
7	65	<b>K.Pfister(DEU)</b> Porsche 911 GT3 Cup	HRT Performance	14	<b>1:45.026</b>	2.652	0.432	156.7	15:16:52
8	69	<b>H.Harmsen(DEU)</b> Porsche 911 GT3 Cup	HRT Performance	14	<b>1:49.290</b>	6.916	4.264	150.6	15:15:08

**CLASS: Rookie**

Started: 9

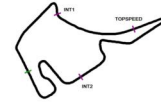
Classified: 9

Not Classified: 0

1	8	<b>A.Fach(CHE)</b> Porsche 911 GT3 Cup	FACH AUTO TECH(CHE)	13	<b>1:41.531</b>			162.1	15:11:49
2	9	<b>L.Hanafin(GBR)</b> Porsche 911 GT3 Cup	FACH AUTO TECH(CHE)	13	<b>1:41.572</b>	0.041	0.041	162.1	15:11:23
3	75	<b>A.Levi(ISR)</b> Porsche 911 GT3 Cup	Huber Racing	13	<b>1:41.740</b>	0.209	0.168	161.8	15:12:41
4	13	<b>A.Tauscher(DEU)</b> Porsche 911 GT3 Cup	Allied-Racing(DEU)	13	<b>1:41.833</b>	0.302	0.093	161.7	15:15:48
5	29	<b>H.van Eijndhoven(NLD)</b> Porsche 911 GT3 Cup	GP Elite(NLD)	11	<b>1:41.855</b>	0.324	0.022	161.6	15:08:59
6	22	<b>G.Cordeel(BEL)</b> Porsche 911 GT3 Cup	Team GP Elite(NLD)	10	<b>1:42.037</b>	0.506	0.182	161.3	15:06:00
7	31	<b>S.Freythuth(DEU)</b> Porsche 911 GT3 Cup	HRT Performance	13	<b>1:42.336</b>	0.805	0.299	160.9	15:12:29
8	98	<b>J.Seyffert(DEU)</b> Porsche 911 GT3 Cup	HP Racing International(DEU)	7	<b>1:43.303</b>	1.772	0.967	159.3	14:58:15
9	44	<b>J.Greif(DEU)</b> Porsche 911 GT3 Cup	SSR Huber Racing	14	<b>1:43.453</b>	1.922	0.150	159.1	15:13:50

Subject to final scrutineering!

**Session 2**  
**Hockenheimring**



Reg. Nr.:

**Provisional**

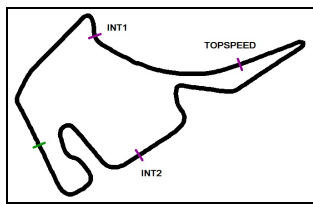
**Class Result List**

Nr. Drivers	Team	Lap	Best Time	Gap	Diff	Kph	Day Time
Car	Competitor						

Publication time:

Clerk of the Course: Georg-Richard Ziegahn

Timekeeper: Steffen Ruhl



# Testtag Porsche Carrera Cup Deutschland

**PORSCHE**

**CARRERA CUP  
DEUTSCHLAND**

## Sector List Session 2

Provisional

Reg. Nr.:

Hockenheimring, Length: 4574m

Air temperature: 15.97°C

Track temperature: 16.4°C

Weather condition: Dry

Thursday, October 20, 2022 14:45:00

Lap Id	Time	SE1	SP1	SE2	SP2	SE3	SP3	TSP	Lap Id	Time	SE1	SP1	SE2	SP2	SE3	SP3	TSP
<b>2</b>	<b>Donchev, BGR(#1)</b>	<b>theoretical besttime: 1:42.374</b>															
1	0 2:06.330	36.458	130	55.140	169	34.732	197	215	11	0 <b>1:42.374</b>	<b>22.479</b>	<b>156</b>	<b>47.108</b>	<b>189</b>	32.787	201	259
2	0 1:45.744	23.922	153	48.576	185	33.246	199	255	12	0 1:42.710	22.515	155	47.141	189	33.054	201	<b>260</b>
3	0 1:43.373	22.714	154	47.542	188	33.117	199	258	13	0 1:43.020	22.821	154	47.306	189	32.893	201	258
4	0 1:43.311	22.743	155	47.426	189	33.142	199	258	14	0 1:43.318	22.487	155	47.339	187	33.492	199	259
5	0 1:43.186	22.641	154	47.467	188	33.078	200	257	15	0 1:49.745	22.997	151	47.352	187	39.396		258
6	0 1:42.977	22.630	155	47.407	189	32.940	201	257	16	0 3:43.755	2:19.413	132	50.712	185	33.630	201	233
7	0 1:48.662	22.560	154	47.604	<b>190</b>	38.498		256	17	0 1:57.038	22.657	154	47.544	186	46.837		258
8	0 3:25.596	2:00.187	132	50.837	181	34.572	197	234	18	0 12:34.167	11:05.465	123	50.297	184	38.405	197	242
9	0 1:43.981	23.010	156	47.683	188	33.288	201	255	19	0 1:45.143	22.992	149	48.330	183	33.821	199	256
10	0 1:42.701	22.603	154	47.311	188	<b>32.787</b>	201	258									

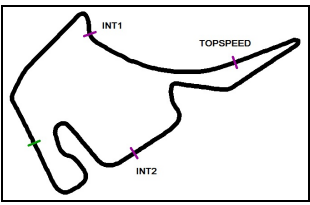
Lap Id	Time	SE1	SP1	SE2	SP2	SE3	SP3	TSP	Lap Id	Time	SE1	SP1	SE2	SP2	SE3	SP3	TSP
<b>3</b>	<b>Heinrich, DEU(#1)</b>	<b>theoretical besttime: 1:40.794</b>															
1	0 2:11.747	42.878	129	54.036	182	34.833	192	203	10	0 1:41.059	22.077	157	46.810	190	32.172	203	257
2	0 1:46.006	23.580	155	48.257	185	34.169	202	255	11	0 <b>1:40.838</b>	<b>21.985</b>	<b>157</b>	46.764	191	<b>32.089</b>	<b>203</b>	259
3	0 1:45.987	22.570	156	47.902	188	35.515	201	244	12	0 1:42.877	22.336	154	46.783	190	33.758	202	258
4	0 1:41.912	22.205	156	47.120	186	32.587	<b>203</b>	<b>260</b>	13	0 1:41.131	22.016	156	<b>46.720</b>	<b>191</b>	32.395	201	258
5	0 1:41.840	22.250	157	46.893	190	32.697	202	260	14	0 1:48.888	22.399	155	46.832	190	39.657		259
6	0 1:41.768	22.288	156	46.951	190	32.529	202	258	15	0 5:26.308	3:57.759	125	52.862	183	35.687	195	208
7	0 1:47.409	22.110	156	46.970	190	38.329		258	16	0 2:37.400	23.375	157	1:12.392	74	1:01.633		235
8	0 4:02.718	2:35.803	128	52.650	183	34.265	193	212	17	0 10:58.086	9:35.586	144	48.595	183	33.905	200	250
9	0 1:45.594	23.793	<b>157</b>	48.516	186	33.285	201	236	18	0 1:51.400	23.471	156	48.065	186	39.864		258

Lap Id	Time	SE1	SP1	SE2	SP2	SE3	SP3	TSP	Lap Id	Time	SE1	SP1	SE2	SP2	SE3	SP3	TSP
<b>4</b>	<b>Hartog, NLD(#1)</b>	<b>theoretical besttime: 1:40.992</b>															
1	0 2:17.089	50.629	126	52.148	180	34.312	197	216	10	0 1:42.785	22.526	154	47.333	190	32.926	201	257
2	0 1:53.015	23.416	154	51.498	112	38.101	192	253	11	0 1:45.328	22.448	156	47.263	187	35.617	202	258
3	0 1:43.373	22.759	154	47.611	185	33.003	201	257	12	0 1:48.877	22.859	150	48.023	188	37.995		258
4	0 1:42.763	22.506	153	47.471	185	32.786	201	258	13	0 3:54.516	2:29.703	133	50.590	167	34.223	199	240
5	0 1:42.558	22.455	155	47.279	187	32.824	201	260	14	0 1:47.711	23.717	150	48.923	188	35.071	202	254
6	0 1:42.735	22.479	154	47.339	189	32.917	202	<b>260</b>	15	0 1:41.286	22.259	155	46.909	191	32.118	202	257
7	0 1:42.806	22.367	154	47.381	186	33.058	201	259	16	0 <b>1:40.995</b>	22.090	156	<b>46.831</b>	<b>191</b>	<b>32.074</b>	<b>201</b>	258
8	0 1:48.367	22.466	154	51.486	189	34.415	202	216	17	0 1:45.518	23.770	154	47.263	190	34.485	202	258
9	0 1:42.652	22.426	155	47.299	189	32.927	200	258	18	0 2:23.485	<b>22.087</b>	<b>157</b>	1:01.998	82	59.400		258

Lap Id	Time	SE1	SP1	SE2	SP2	SE3	SP3	TSP	Lap Id	Time	SE1	SP1	SE2	SP2	SE3	SP3	TSP
<b>5</b>	<b>Spreng, DEU(#1)</b>	<b>theoretical besttime: 1:42.728</b>															
1	0 2:10.990	40.560	126	54.915	177	35.515	193	197	10	0 4:29.597	3:08.733	153	47.836	186	33.028	197	257
2	0 1:47.878	23.977	147	49.422	183	34.479	198	247	11	0 1:43.260	<b>22.615</b>	<b>155</b>	47.499	187	33.146	200	258
3	0 1:46.661	23.405	148	48.278	184	34.978	199	<b>259</b>	12	0 1:43.374	22.665	156	47.770	187	32.939	199	258
4	0 1:44.297	22.931	151	47.984	178	33.382	199	258	13	0 1:43.566	22.770	155	47.682	187	33.114	200	258
5	0 1:43.722	22.870	154	47.601	187	33.251	199	258	14	0 1:43.374	22.827	156	47.446	184	33.101	199	258
6	0 1:43.514	22.754	155	47.703	184	33.057	200	258	15	0 <b>1:42.834</b>	22.721	156	<b>47.209</b>	<b>189</b>	<b>32.904</b>	<b>201</b>	258
7	0 1:43.451	22.712	152	47.765	185	32.974	201	257	16	0 1:50.761	23.347	156	47.600	186	39.814		258
8	0 1:43.388	22.823	155	47.455	187	33.110	197	257	17	0 4:00.579	1:52.201	127	1:09.928	36	58.450		140
9	0 1:50.065	22.767	156	47.377	187	39.921		257									

Lap Id	Time	SE1	SP1	SE2	SP2	SE3	SP3	TSP	Lap Id	Time	SE1	SP1	SE2	SP2	SE3	SP3	TSP
<b>6</b>	<b>Rivas, LUX(#1)</b>	<b>theoretical besttime: 1:43.106</b>															
1	0 2:40.103	1:07.286	122	54.736	179	38.081	198	203	11	0 1:43.502	22.857	151	47.714	187	<b>32.931</b>	<b>200</b>	255
2	0 1:48.411	23.214	154	49.431	185	35.766	200	252	12	0 1:43.635	22.783	154	47.621	188	33.231	199	257
3	0 1:46.102	23.738	143	49.135	187	33.229	200	250	13	0 1:44.090	23.164	156	47.684	187	33.242	200	<b>260</b>
4	0 1:43.691	22.917	154	47.559	187	33.215	200	257	14	0 1:43.726	22.841	154	47.694	186	33.191	200	258
5	<b>0 1:43.173</b>	<b>22.669</b>	156	<b>47.506</b>	187	32.998	200	257	15	0 1:49.600	23.144	154	47.873	187	38.583		257
6	0 1:43.387	22.727	154	47.559	187	33.101	200	257	16	0 4:31.715	2:59.600	118	57.093	180	35.022	194	193
7	0 1:43.420	22.790	<b>156</b>	47.526	186	33.104	<b>201</b>	257	17	0 2:03.148	24.116	139	51.159	154	47.873		203
8	0 1:44.171	22.821	155	48.024	178	33.326	198	257	18	0 12:52.795	11:27.733	135	50.198	183	34.864	199	251
9	0 1:43.326	22.744	155	47.588	<b>188</b>	32.994	200	256	19				23.168	154	48.465	185	258
10	0 1:43.454	22.729	154	47.671	188	33.054	200	255									





# Testtag Porsche Carrera Cup Deutschland

## PORSCHE

### CARRERA CUP DEUTSCHLAND

## Sector List Session 2

Provisional

Reg. Nr.:

Thursday, October 20, 2022 14:45:00

Hockenheimring, Length: 4574m  
Air temperature: 15.97°C  
Track temperature: 16.4°C  
Weather condition: Dry

Lap	Id	Time	SE1	SP1	SE2	SP2	SE3	SP3	TSP	Lap	Id	Time	SE1	SP1	SE2	SP2	SE3	SP3	TSP
<b>7</b>		<b>Langer, DEU(#1) theoretical besttime: 1:44.430</b>																	
1	0	3:00.750	1:21.178	109	1:00.089	172	39.483	169	187	10	<b>0</b>	<b>1:44.594</b>	23.354	154	<b>47.841</b>	<b>188</b>	<b>33.399</b>	<b>197</b>	257
2	0	1:51.251	25.916	149	49.932	183	35.403	195	254	11	0	1:49.763	<b>23.190</b>	<b>151</b>	51.193	180	35.380	197	256
3	0	1:46.386	23.605	152	48.463	186	34.318	196	255	12	0	1:46.341	23.220	152	48.148	186	34.973	198	256
4	0	1:45.981	23.453	152	48.279	187	34.249	195	255	13	0	1:53.254	23.439	154	48.626	187	41.189		<b>258</b>
5	0	1:46.058	23.821	152	48.380	187	33.857	196	254	14	0	4:22.032	2:44.291	107	1:01.206	178	36.535	194	157
6	0	1:46.669	23.258	<b>155</b>	48.097	185	35.314	198	254	15	0	2:28.907	24.368	147	1:00.633	75	1:03.906		254
7	0	1:45.466	23.385	152	48.008	186	34.073	198	254	16	0	11:48.088	10:13.091	120	54.815	180	40.182	197	205
8	0	1:54.139	23.435	152	49.255	186	41.449		256	17			25.145	147	48.788	185			254
9	0	5:03.053	3:35.139	144	53.494	183	34.420	195	233										

Lap	Id	Time	SE1	SP1	SE2	SP2	SE3	SP3	TSP	Lap	Id	Time	SE1	SP1	SE2	SP2	SE3	SP3	TSP
<b>8</b>		<b>Fach, CHE(#1) theoretical besttime: 1:41.417</b>																	
1	0	2:14.865	47.272	127	52.613	171	34.980	197	220	9	0	5:16.851	3:50.713	121	51.788	168	34.350	198	242
2	0	1:56.425	24.368	155	53.748	114	38.309	200	244	10	0	1:44.794	23.391	155	47.951	170	33.452	199	254
3	0	1:43.626	22.939	156	47.710	188	32.977	201	261	11	0	1:45.837	22.809	157	48.300	175	34.728	200	258
4	0	1:43.234	22.769	156	47.315	187	33.150	200	<b>262</b>	12	0	1:44.471	<b>22.395</b>	<b>157</b>	46.660	192	35.416	201	260
5	0	1:42.852	22.623	156	47.131	184	33.098	199	260	13	<b>0</b>	<b>1:41.531</b>	22.401	157	46.726	191	<b>32.404</b>	<b>202</b>	259
6	0	1:42.935	22.702	157	47.195	187	33.038	201	260	14	0	1:41.559	22.401	157	<b>46.618</b>	<b>190</b>	32.540	201	260
7	0	1:43.016	22.612	156	47.294	189	33.110	201	261	15	0	1:48.110	23.171	156	47.150	192	37.789		260
8	0	1:48.477	22.689	154	47.400	187	38.388		261	16									

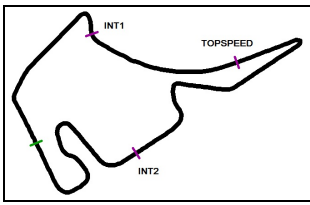
Lap	Id	Time	SE1	SP1	SE2	SP2	SE3	SP3	TSP	Lap	Id	Time	SE1	SP1	SE2	SP2	SE3	SP3	TSP
<b>9</b>		<b>Hanafin, GBR(#1) theoretical besttime: 1:41.562</b>																	
1	0	2:27.174	55.781	130	55.810	180	35.583	196	191	11	0	1:42.227	22.570	156	47.093	190	32.564	201	258
2	0	1:50.140	24.393	151	50.523	183	35.224	201	219	12	0	1:41.590	22.297	158	<b>46.874</b>	<b>190</b>	32.419	200	259
3	0	1:43.573	22.848	156	47.672	185	33.053	199	257	13	<b>0</b>	<b>1:41.572</b>	<b>22.275</b>	<b>158</b>	46.884	190	<b>32.413</b>	<b>202</b>	259
4	0	1:42.895	22.649	156	47.309	188	32.937	200	258	14	0	1:42.015	22.469	157	46.885	189	32.661	203	<b>262</b>
5	0	1:42.806	22.485	158	47.412	190	32.909	199	258	15	0	1:48.647	23.279	157	47.194	190	38.174		260
6	0	1:43.065	22.661	156	47.490	189	32.914	201	258	16	0	4:29.897	2:29.940	125	59.001	79	1:00.956		223
7	0	1:42.799	22.514	156	47.267	<b>190</b>	33.018	198	258	17	0	11:34.794	10:10.594	144	49.941	184	34.259	198	248
8	0	1:52.133	22.553	156	48.952	157	40.628		259	18	0	1:45.040	23.259	157	48.278	186	33.503	200	259
9	0	4:47.327	3:14.723	107	57.048	152	35.556	197	213	19			23.617	155	49.737	186			238
10	0	1:46.089	24.029	156	48.966	186	33.094	201	252										

Lap	Id	Time	SE1	SP1	SE2	SP2	SE3	SP3	TSP	Lap	Id	Time	SE1	SP1	SE2	SP2	SE3	SP3	TSP
<b>13</b>		<b>Tauscher, DEU(#1) theoretical besttime: 1:41.725</b>																	
1	0	2:42.250	1:04.124	117	1:01.488	168	36.638	186	161	9	0	1:43.346	22.379	156	47.926	191	33.041	199	258
2	0	1:50.899	26.124	145	51.180	184	33.595	196	195	10	0	1:49.297	22.445	155	46.972	188	39.880		259
3	0	1:46.962	23.307	156	50.562	189	33.093	197	178	11	0	5:10.591	3:50.695	155	47.338	189	32.558	201	258
4	0	1:42.161	22.559	155	46.944	<b>191</b>	32.658	201	258	12	0	1:42.213	22.543	155	47.077	188	32.593	201	260
5	0	1:41.977	22.540	<b>156</b>	46.924	<b>190</b>	<b>32.513</b>	201	258	13	<b>0</b>	<b>1:41.833</b>	<b>22.336</b>	<b>156</b>	<b>46.876</b>	<b>191</b>	32.621	201	260
6	0	1:48.713	22.448	155	47.254	186	39.011		258	14	0	1:51.954	23.717	156	47.244	188	40.993		259
7	0	5:25.978	4:06.030	155	47.400	190	32.548	199	255	15	0	13:48.319	12:22.453	146	51.209	182	34.657	199	231
8	0	1:42.185	22.425	156	47.169	187	32.591	201	258	16	0	1:46.471	23.093	156	48.310	186	35.068	192	<b>260</b>

Lap	Id	Time	SE1	SP1	SE2	SP2	SE3	SP3	TSP	Lap	Id	Time	SE1	SP1	SE2	SP2	SE3	SP3	TSP
<b>14</b>		<b>Schuring, NLD(#1) theoretical besttime: 1:41.111</b>																	
1	0	2:09.892	41.706	127	53.239	172	34.947	196	221	11	0	1:44.649	23.139	156	47.896	188	33.614	202	243
2	0	1:47.377	23.627	156	48.402	188	35.348	202	257	12	0	1:41.722	22.191	157	47.029	191	32.502	201	260
3	0	1:44.774	22.589	156	47.877	190	34.308	202	260	13	0	1:41.458	<b>21.977</b>	<b>158</b>	<b>46.712</b>	<b>189</b>	32.769	202	<b>261</b>
4	0	1:42.939	22.594	156	47.150	188	33.195	202	260	14	<b>0</b>	<b>1:41.340</b>	22.053	157	46.865	190	<b>32.422</b>	<b>204</b>	261
5	0	1:42.264	22.384	157	47.048	188	32.832	200	260	15	0	1:47.901	23.052	157	46.814	190	38.035		260
6	0	1:42.944	23.107	156	46.991	189	32.846	199	260	16	0	4:15.064	2:48.455	125	52.395	177	34.214	198	224
7	0	1:41.647	22.235	157	46.804	189	32.608	202	260	17	0	2:25.501	23.431	151	1:01.987	55	1:00.083		247
8	0	1:47.545	22.577	156	46.790	191	38.178		258	18	0	11:22.998	9:58.642	150	49.864	185	34.492	201	228
9	0	3:09.969	1:35.613	125	57.274	170	37.082	193	163	19	0	1:52.376	23.104	157	48.527	186	40.745		245
10	0	1:49.633	23.937	156	50.847	185	34.849	199	229										

Lap	Id	Time	SE1	SP1	SE2	SP2	SE3	SP3	TSP	Lap	Id	Time	SE1	SP1	SE2	SP2	SE3	SP3	TSP
<b>20</b>		<b>Proczyk, AUT(#1) theoretical besttime: 1:43.210</b>																	
1	0	2:05.765	33.487	121	54.929	176	37.349	180	210	10	0	1:46.617	23.360	149	49.188	184	34.069	197	254
2	0	1:52.782	25.811	144	50.131	183	36.840	197	240	11	0	1:45.595	23.003	153	47.812	185	34.780	199	257
3	0	1:46.390	23.153	151	48.438	183	34.799	196	256	12	0	1:44.115	22.912	153	48.013	186	33.190	199	255
4	0	1:44.448	23.086	153	48.001	183	33.361	198	256	13	0	1:45.727	24.384	155	47.811	184	33.532	200	<b>258</b>
5	0	1:43.580	22.770	156	47.803	184	<b>33.007</b>	<b>200</b>	257	14	0	1:43.913	22.936	155	47.881	181	33.096	200	258





# Testtag Porsche Carrera Cup Deutschland



**CARRERA CUP  
DEUTSCHLAND**

## Sector List Session 2

Provisional

Reg. Nr.:

Hockenheimring, Length: 4574m

Air temperature: 15.97°C

Track temperature: 16.4°C

Weather condition: Dry

Thursday, October 20, 2022 14:45:00

Lap	Id	Time	SE1	SP1	SE2	SP2	SE3	SP3	TSP	Lap	Id	Time	SE1	SP1	SE2	SP2	SE3	SP3	TSP
6	0	1:43.372	22.734	154	<b>47.602</b>	185	33.036	199	256	15	0	1:43.526	22.815	155	47.679	185	33.032	199	257
<b>7</b>	<b>0</b>	<b>1:43.358</b>	<b>22.601</b>	155	47.677	<b>188</b>	33.080	198	256	16	0	1:51.101	22.662	156	48.521	186	39.918		257
8	0	1:51.721	23.018	155	49.137	183	39.566		255	17	0	13:21.133	11:40.716	118	55.048	172	45.369		194
9	0	6:20.256	4:52.322	147	50.661	151	37.273	194	243										

### 22 Cordeel, BEL(#1)

theoretical besttime: **1:41.973**

1	0	2:07.964	39.030	119	54.505	176	34.429	197	190	10	<b>0</b>	<b>1:42.037</b>	<b>22.250</b>	<b>155</b>	<b>47.176</b>	<b>189</b>	32.611	201	259
2	0	1:48.506	23.740	153	48.649	187	36.117	201	257	11	0	1:42.048	22.283	155	47.218	189	<b>32.547</b>	<b>201</b>	259
3	0	1:43.475	22.704	151	47.830	189	32.941	199	258	12	0	1:50.861	23.515	148	48.332	151	39.014		256
4	0	1:43.385	22.558	156	47.877	187	32.950	201	259	13	0	4:15.326	2:37.508	118	59.910	158	37.908	150	155
5	0	1:46.315	22.512	156	49.959	184	33.844	201	258	14	0	1:53.435	24.604	145	55.561	186	33.270	201	177
6	0	1:47.836	22.506	156	47.807	183	37.523		<b>260</b>	15	0	1:43.004	22.684	156	47.713	189	32.607	202	259
7	0	4:47.301	3:14.861	122	56.075	182	36.365	196	181	16	0	2:23.660	22.547	155	1:01.726	88	59.387		260
8	0	1:50.356	24.724	148	52.433	186	33.199	201	142	17	0	11:42.319	10:17.443	150	49.687	185	35.189	201	246
9	0	1:42.572	22.516	<b>156</b>	47.276	<b>190</b>	32.780	201	258	18	0	1:45.251	23.086	153	48.005	188	34.160	200	259

### 23 Ertl, DEU(#1)

theoretical besttime: **1:41.585**

1	0	2:14.387	44.061	124	55.033	180	35.293	195	204	9	0	1:43.053	22.649	155	47.451	189	32.953	201	258
2	0	1:47.541	24.148	153	49.210	184	34.183	198	245	10	0	1:49.309	22.621	155	47.445	188	39.243		257
3	0	1:48.189	23.143	153	48.193	186	36.853	200	258	11	0	6:34.950	5:03.070	123	55.837	160	36.043	197	172
4	0	1:43.797	22.804	155	47.748	186	33.245	200	259	12	0	1:46.604	24.035	154	49.261	184	33.308	201	236
5	0	1:43.194	22.466	155	47.593	185	33.135	200	260	13	0	1:42.436	22.603	156	47.201	189	32.632	201	258
6	0	1:45.272	22.682	154	47.454	188	35.136	201	260	<b>14</b>	<b>0</b>	<b>1:41.639</b>	<b>22.217</b>	<b>156</b>	<b>46.904</b>	<b>190</b>	<b>32.518</b>	<b>202</b>	258
7	0	1:43.185	22.565	155	47.471	187	33.149	200	<b>260</b>	15	0	1:42.316	<b>22.163</b>	<b>156</b>	47.549	190	32.604	202	259
8	0	1:43.074	22.617	154	47.445	187	33.012	200	257	16			22.346	156					258

### 25 ten Voorde, NLD(#1)

theoretical besttime: **1:41.331**

1	0	2:05.282	37.292	133	52.269	180	35.721	192	230	8	0	1:50.780	22.368	156	47.910	190	40.502		258
2	0	1:43.764	23.400	155	47.867	187	32.497	<b>202</b>	252	9	0	3:51.752	2:32.057	155	47.075	190	32.620	201	258
<b>3</b>	<b>0</b>	<b>1:41.585</b>	<b>22.292</b>	<b>155</b>	<b>46.931</b>	189	<b>32.362</b>	202	258	10	0	1:51.341	22.875	155	48.838	180	39.628		<b>259</b>
4	0	1:41.780	22.282	155	47.029	189	32.469	202	258	11	0	9:17.460	7:47.526	118	53.853	159	36.081	195	218
5	0	1:46.975	22.251	155	46.960	189	37.764		258	12	0	1:46.636	23.308	155	50.292	162	33.036	201	250
6	0	3:18.291	1:58.271	154	47.172	188	32.848	200	257	13	0	2:31.948	<b>22.038</b>	<b>154</b>	1:10.717	41	59.193		147
7	0	1:41.875	22.328	155	47.022	188	32.525	201	257										

### 26 van Kuijk, NLD(#1)

theoretical besttime: **1:41.889**

1	0	2:07.312	39.468	123	53.333	181	34.511	198	213	9	0	1:42.774	22.540	156	47.292	190	32.942	201	258
2	0	1:48.194	23.673	151	48.720	165	35.801	201	250	10	0	1:43.281	22.630	157	47.354	187	33.297	202	258
3	0	1:43.003	22.570	154	47.699	187	32.734	201	258	11	0	1:48.441	22.745	157	47.339	189	38.357		258
4	0	1:42.930	22.430	157	47.481	188	33.019	198	259	12	0	4:08.269	2:34.744	127	58.824	172	34.701	200	196
5	0	1:42.653	22.483	157	47.280	189	32.890	201	258	13	0	1:44.321	23.246	158	47.960	187	33.115	201	258
6	0	1:48.187	22.547	157	47.276	189	38.364		257	<b>14</b>	<b>0</b>	<b>1:42.123</b>	<b>22.279</b>	<b>158</b>	47.228	191	<b>32.616</b>	<b>202</b>	258
7	0	4:29.370	3:08.470	154	47.741	188	33.159	201	255	15	0	1:44.019	23.040	132	47.817	190	33.162	202	255
8	0	1:42.964	22.590	156	47.383	188	32.991	200	257	16	0	1:52.997	22.305	158	<b>46.994</b>	<b>189</b>	43.698		<b>260</b>

### 27 van Kuijk, NLD(#1)

theoretical besttime: **1:41.883**

1	0	2:21.603	53.537	128	52.952	175	35.114	190	206	9	0	1:50.863	24.537	149	51.953	126	34.373	198	244
2	0	1:51.357	24.169	152	49.777	160	37.411	199	242	10	0	1:42.558	22.553	155	47.288	187	<b>32.717</b>	<b>202</b>	<b>260</b>
3	0	1:54.630	22.720	146	58.377	186	33.533	199	224	11	<b>0</b>	<b>1:42.206</b>	<b>22.225</b>	<b>155</b>	<b>46.941</b>	<b>189</b>	33.040	200	258
4	0	1:47.136	22.718	154	50.955	183	33.463	199	258	12	0	1:42.729	22.360	156	47.035	189	33.334	201	258
5	0	1:43.629	22.691	154	47.531	187	33.407	199	258	13	0	1:42.414	22.496	156	46.965	190	32.953	201	258
6	0	1:43.294	22.430	155	47.760	185	33.104	198	259	14	0	1:52.643	22.813	154	48.894	116	40.936		258
7	0	1:51.394	22.734	153	47.822	188	40.838		258	15	0	7:06.268	4:16.501	78	1:42.848	81	1:06.919		81
8	0	5:28.144	3:54.017	127	58.681	173	35.446	171	188										

### 28 Groeneveld, NLD(#1)

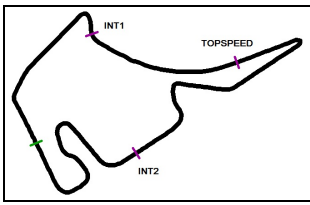
theoretical besttime: **1:41.628**

1	0	2:14.538	45.767	124	53.522	179	35.249	197	199	11	0	1:49.327	22.961	155	47.744	189	38.622		258
2	0	1:48.770	24.313	155	49.083	188	35.374	198	242	12	0	3:31.604	2:05.104	126	51.068	184	35.432	197	236
3	0	1:49.080	22.694	154	47.954	186	38.432	199	259	13	0	1:45.497	23.376	155	48.903	187	33.218	199	255
4	0	1:43.162	22.555	155	47.659	185	32.948	200	258	14	0	1:44.451	22.783	156	48.185	189	33.483	201	260
5	0	1:42.773	22.377	156	47.426	186	32.970	201	259	15	0	1:47.390	22.268	156	52.526	188	<b>32.596</b>	<b>202</b>	258

ver: 1.0

Page 3/6 printed: 20.10.2022 15:38





# Testtag Porsche Carrera Cup Deutschland

**PORSCHE****CARRERA CUP  
DEUTSCHLAND**

## Sector List Session 2

Provisional

Reg. Nr.:

Thursday, October 20, 2022 14:45:00

Hockenheimring, Length: 4574m

Air temperature: 15.97°C

Track temperature: 16.4°C

Weather condition: Dry

Lap	Id	Time	SE1	SP1	SE2	SP2	SE3	SP3	TSP	Lap	Id	Time	SE1	SP1	SE2	SP2	SE3	SP3	TSP
6	0	1:42.453	22.349	155	47.218	185	32.886	200	<b>260</b>	16	0	<b>1:41.655</b>	<b>22.010</b>	<b>156</b>	<b>47.022</b>	<b>189</b>	32.623	202	258
7	0	1:42.546	22.358	155	47.290	186	32.898	202	258	17	0	2:03.230	22.607	156	47.552	156	53.071		259
8	0	1:55.518	23.111	129	52.750	187	39.657		213	18	0	12:47.224	11:21.862	122	51.679	183	33.683	199	214
9	0	3:01.304	1:40.177	155	48.129	188	32.998	198	255	19			23.835	156	47.924	186			258
10	0	1:42.529	22.413	154	47.171	<b>189</b>	32.945	201	257										

**29 van Eijndhoven, NLD(#1)****theoretical besttime: 1:41.762**

1	0	3:26.744	1:55.434	123	56.559	166	34.751	198	179	8	0	1:43.312	22.494	154	47.343	189	33.475	202	257
2	0	1:46.079	23.621	149	48.592	180	33.866	200	253	9	0	1:42.076	22.336	155	47.260	189	32.480	201	259
3	0	1:43.414	22.636	154	47.639	189	33.139	199	257	10	0	1:42.024	<b>22.229</b>	<b>154</b>	47.325	190	32.470	202	<b>260</b>
4	0	1:49.727	22.601	153	48.006	187	39.120		258	11	0	<b>1:41.855</b>	22.322	156	<b>47.104</b>	<b>189</b>	<b>32.429</b>	<b>201</b>	259
5	0	4:48.128	3:18.876	120	54.064	175	35.188	195	194	12	0	1:51.063	23.504	154	47.999	189	39.560		256
6	0	1:45.851	23.645	150	48.767	184	33.439	200	250	13	0	10:28.774	7:31.637	70	1:49.359	65	1:07.778		81
7	0	1:49.773	25.281	151	48.118	185	36.374	200	253	14	0	10:47.112	9:13.595	129	51.344	181	42.173		246

**31 Freymuth, DEU(#1)****theoretical besttime: 1:42.275**

1	0	3:32.078	1:45.771	109	1:09.721	162	36.586	180	129	10	0	1:43.720	22.675	145	47.843	189	33.202	199	257
2	0	1:52.271	24.243	154	50.387	177	37.641	199	229	11	0	1:42.614	22.521	155	47.307	188	32.786	200	257
3	0	1:44.474	23.009	153	47.842	186	33.623	199	255	12	0	1:42.577	22.513	155	<b>47.157</b>	<b>190</b>	32.907	200	258
4	0	1:44.027	22.704	153	47.875	188	33.448	197	256	13	0	<b>1:42.336</b>	<b>22.383</b>	<b>155</b>	47.218	189	<b>32.735</b>	<b>201</b>	258
5	0	1:44.287	22.844	155	47.878	188	33.565	199	256	14	0	1:48.174	22.467	154	47.335	188	38.372		258
6	0	1:43.881	22.692	154	47.792	186	33.397	201	<b>258</b>	15	0	5:50.515	3:36.386	127	1:11.192	65	1:02.937		187
7	0	1:49.643	23.057	153	47.959	187	38.627		257	16	0	10:57.108	9:32.610	142	50.202	177	34.296	197	250
8	0	4:38.233	3:03.560	122	56.681	168	37.992	181	192	17	0	1:54.561	25.943	133	48.889	178	39.729		252
9	0	1:48.667	24.766	<b>155</b>	50.509	181	33.392	<b>202</b>	257										

**40 Honkavuori, FIN(#1)****theoretical besttime: 1:42.360**

1	0	2:13.854	45.012	127	53.686	179	35.156	197	200	10	0	1:51.766	25.115	155	49.969	178	36.682	201	257
2	0	1:47.093	24.202	152	48.882	184	34.009	199	255	11	0	1:43.025	22.712	156	47.560	187	32.753	201	259
3	0	1:46.920	23.365	154	48.092	185	35.463	199	258	12	0	1:42.917	22.724	154	47.324	189	32.869	201	258
4	0	1:43.963	22.806	155	47.875	184	33.282	201	259	13	0	1:42.614	22.536	156	47.378	190	<b>32.700</b>	<b>203</b>	258
5	0	1:43.711	22.572	156	47.797	181	33.342	201	<b>260</b>	14	0	1:42.467	22.428	156	47.320	189	32.719	202	258
6	0	1:43.511	22.661	156	47.670	185	33.180	201	260	15	0	<b>1:42.404</b>	<b>22.409</b>	<b>156</b>	<b>47.251</b>	<b>189</b>	32.744	201	260
7	0	1:50.382	22.590	156	47.603	188	40.189		259	16	0	1:44.416	22.446	156	47.349	188	34.621	202	259
8	0	3:57.482	2:29.882	123	52.603	173	34.997	194	230	17	0	1:53.379	22.479	156	47.487	185	43.413		260
9	0	1:47.867	24.346	153	49.775	183	33.746	195	236										

**44 Greif, DEU(#1)****theoretical besttime: 1:43.448**

1	0	2:31.132	58.695	130	55.936	158	36.501	194	207	11	0	1:45.105	23.419	154	48.057	186	33.629	199	257
2	0	1:47.669	24.355	152	49.019	184	34.295	200	255	12	0	2:05.189	23.081	154	47.708	188	54.400	195	257
3	0	1:44.834	23.162	155	48.021	184	33.651	199	258	13	0	1:43.831	22.999	154	47.626	187	<b>33.206</b>	<b>201</b>	258
4	0	1:45.923	23.848	<b>156</b>	48.301	185	33.774	199	<b>260</b>	14	0	<b>1:43.453</b>	<b>22.740</b>	<b>156</b>	<b>47.502</b>	<b>187</b>	33.211	201	258
5	0	1:46.454	23.195	155	49.249	171	34.010	200	258	15	0	1:50.697	23.056	154	47.782	187	39.859		258
6	0	1:44.528	23.045	151	47.868	187	33.615	201	258	16	0	4:01.601	1:50.727	121	1:07.908	78	1:02.966		179
7	0	1:46.804	23.097	153	47.969	186	35.738	198	257	17	0	11:27.590	9:58.562	127	53.142	177	35.886	194	230
8	0	1:51.880	23.356	152	49.373	185	39.151		257	18	0	1:48.357	24.765	146	48.825	183	34.767	198	257
9	0	4:37.873	3:07.415	117	54.707	177	35.751	194	225	19			24.247	148	49.955	181			255
10	0	1:55.608	24.637	147	51.940	109	39.031	198	255										

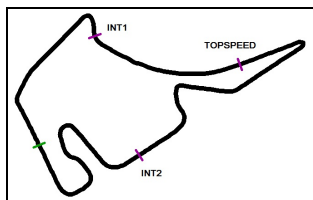
**45 van Parijs, BEL(#1)****theoretical besttime: 1:41.797**

1	0	2:34.876	1:00.350	112	58.137	157	36.389	195	179	8	0	1:42.473	22.347	156	47.355	189	32.771	201	258
2	0	1:45.165	23.389	155	48.301	187	33.475	201	254	9	0	1:42.215	22.332	157	47.224	190	32.659	201	257
3	0	1:43.789	22.620	154	47.730	189	33.439	200	258	10	0	1:42.421	<b>22.282</b>	<b>157</b>	47.258	192	32.881	199	258
4	0	1:43.331	23.244	156	47.299	190	32.788	200	257	11	0	1:50.006	22.426	157	47.331	191	40.249		<b>260</b>
5	0	<b>1:42.215</b>	22.367	157	47.364	189	<b>32.484</b>	<b>202</b>	258	12	0	15:15.468	12:57.087	127	1:15.183	72	1:03.198		204
6	0	1:42.391	22.410	<b>157</b>	<b>47.031</b>	189	32.950	198	257	13	0	11:11.694	9:44.934	137	50.862	184	35.898	201	241
7	0	1:42.382	22.402	156	47.156	191	32.824	201	259	14	0	1:47.387	23.066	153	48.154	186	36.167	201	257

ver: 1.0

Page 4/ 6 printed: 20.10.2022 15:38





# Testtag Porsche Carrera Cup Deutschland



## Sector List Session 2

Provisional

Reg. Nr.:

Thursday, October 20, 2022 14:45:00

Hockenheimring, Length: 4574m

Air temperature: 15.97°C

Track temperature: 16.4°C

Weather condition: Dry

Lap	Id	Time	SE1	SP1	SE2	SP2	SE3	SP3	TSP	Lap	Id	Time	SE1	SP1	SE2	SP2	SE3	SP3	TSP
<b>57</b>		van Buren, NLD(#1)	<b>theoretical besttime: 1:41.506</b>																
1	0	1:59.459	31.329	120	52.833	175	35.297	191	223	10	0	1:41.623	22.262	156	46.951	191	32.410	201	258
2	0	1:45.759	23.667	153	49.050	186	33.042	202	239	11	0	1:49.313	22.563	155	47.857	189	38.893		259
3	0	1:42.450	22.579	156	47.208	189	32.663	201	258	12	0	5:41.846	4:11.948	123	54.369	182	35.529	198	175
4	0	1:52.000	22.453	155	51.102	188	38.445		246	13	0	1:47.550	23.632	155	50.297	181	33.621	202	207
5	0	3:14.509	1:48.656	125	51.442	183	34.411	195	216	14	0	<b>1:41.552</b>	22.300	157	<b>46.886</b>	<b>191</b>	<b>32.366</b>	<b>203</b>	260
6	0	1:45.462	23.283	151	48.725	186	33.454	200	247	15	0	1:47.434	22.382	156	48.964	180	36.088	202	<b>261</b>
7	0	1:43.731	22.321	156	47.845	184	33.565	<b>203</b>	258	16	0	2:01.524	<b>22.254</b>	<b>156</b>	47.030	144	52.240		260
8	0	1:41.966	22.453	156	47.019	191	32.494	201	258	17	0	12:48.880	11:23.298	135	51.563	187	34.019	200	196
9	0	1:41.739	22.337	<b>157</b>	46.914	190	32.488	202	258	18			23.347	156	47.502	188			257

<b>65</b>		Pfister, DEU(#1)	<b>theoretical besttime: 1:44.917</b>																
1	0	3:01.401	1:22.890	114	59.807	162	38.704	158	173	10	0	1:57.253	26.979	124	54.452	183	35.822	189	208
2	0	1:52.647	26.736	143	50.948	179	34.963	194	244	11	0	1:49.104	24.605	148	49.346	184	35.153	198	256
3	0	1:47.505	24.091	149	49.254	183	34.160	196	254	12	0	1:45.724	23.534	155	48.455	187	33.735	197	257
4	0	1:46.341	23.788	155	48.563	182	33.990	<b>200</b>	257	13	0	1:45.693	23.475	155	48.311	186	33.907	199	<b>258</b>
5	0	1:45.689	23.563	<b>156</b>	48.326	186	33.800	199	256	14	0	<b>1:45.026</b>	23.221	154	48.171	187	<b>33.634</b>	<b>198</b>	258
6	0	1:46.146	23.982	152	<b>48.115</b>	186	34.049	195	255	15	0	2:03.745	<b>23.168</b>	<b>153</b>	48.591	185	51.986		257
7	0	1:45.997	23.509	154	48.461	<b>187</b>	34.027	198	256	16	0	12:31.247	11:02.886	143	52.500	180	35.861	197	227
8	0	2:03.166	27.000	121	53.235	175	42.931		216	17			24.228	146	52.560	184			255
9	0	7:00.267	5:11.430	93	1:07.587	73	41.250	191	201										

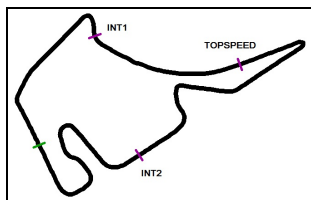
<b>69</b>		Harmsen, DEU(#1)	<b>theoretical besttime: 1:48.783</b>																
1	0	2:58.061	1:15.108	114	1:02.516	154	40.437	178	151	10	0	1:50.150	24.779	143	49.824	181	35.547	195	252
2	0	1:55.426	26.697	136	51.563	176	37.166	186	247	11	0	1:58.193	24.300	142	49.706	184	44.187		253
3	0	1:52.544	25.270	135	50.788	178	36.486	189	250	12	0	4:40.433	3:03.485	117	57.422	171	39.526	178	202
4	0	1:51.308	25.061	142	50.393	183	35.854	190	251	13	0	1:58.138	27.545	133	54.455	180	36.138	192	224
5	0	1:51.448	25.515	142	50.144	180	35.789	191	252	14	0	<b>1:49.290</b>	24.197	147	<b>49.465</b>	<b>180</b>	35.628	194	254
6	0	1:51.141	24.876	145	49.811	180	36.454	189	251	15	0	1:49.740	24.089	143	50.300	183	<b>35.351</b>	<b>195</b>	253
7	0	1:51.257	24.941	142	50.618	182	35.698	190	252	16	0	2:09.322	<b>23.967</b>	<b>145</b>	49.848	138	55.507		<b>255</b>
8	0	1:50.240	24.915	143	49.850	178	35.475	193	252	17	0	12:25.437	10:54.237	137	53.110	168	38.090	186	235
9	0	1:50.326	24.639	144	50.076	181	35.611	192	254	18			25.192	139	50.583	177			248

<b>75</b>		Levi, ISR(#1)	<b>theoretical besttime: 1:41.740</b>																
1	0	2:05.534	37.778	133	53.078	181	34.678	196	223	10	0	3:23.789	1:46.633	126	58.831	150	38.325	195	200
2	0	1:45.043	23.849	155	48.114	186	33.080	<b>201</b>	251	11	0	1:47.495	24.075	154	48.950	182	34.470	201	251
3	0	1:42.607	22.577	156	47.056	185	32.974	200	<b>258</b>	12	0	1:43.287	22.819	156	47.158	191	33.310	201	258
4	0	1:42.945	22.614	156	47.219	186	33.112	199	258	13	0	<b>1:41.740</b>	<b>22.417</b>	<b>156</b>	<b>46.855</b>	<b>191</b>	<b>32.468</b>	<b>201</b>	258
5	0	1:48.152	22.522	154	47.397	188	38.233		258	14	0	1:42.549	22.521	156	47.492	188	32.536	201	258
6	0	4:45.597	3:19.650	155	48.138	188	37.809	200	258	15	0	1:41.959	22.418	157	46.902	188	32.639	200	258
7	0	1:43.876	23.107	136	47.909	190	32.860	201	253	16	0	1:48.541	22.732	157	47.107	190	38.702		258
8	0	1:42.576	22.543	156	47.168	190	32.865	201	257	17	0	13:42.191	11:58.553	105	59.562	151	44.076		198
9	0	1:48.856	22.503	153	47.257	188	39.096		257										

<b>84</b>		Alshehab, KUW(#1)	<b>theoretical besttime: 1:43.556</b>																
1	0	2:23.068			2:23.068					10	0	1:44.496	22.934	155	47.541	187	34.021	198	256
2	0	2:25.249	44.286	109	1:02.591	145	38.372	173	183	11	0	1:54.795	22.877	154	48.707	187	43.211		258
3	0	2:04.079	26.259	139	1:00.313	150	37.507	197	142	12	0	4:41.901	3:01.117	111	1:00.459	138	40.325	170	178
4	0	1:45.709	23.686	153	48.343	186	33.680	198	255	13	0	2:07.914	28.074	128	56.243	159	43.597	186	219
5	0	1:45.832	24.234	153	48.004	188	33.594	<b>201</b>	254	14	0	1:52.825	24.579	154	53.457	187	34.789	201	240
6	0	1:44.022	22.860	154	47.602	188	33.560	198	256	15	0	1:59.456	34.410	94	51.516	188	<b>33.530</b>	<b>199</b>	243
7	0	1:44.324	22.967	153	47.570	189	33.787	196	257	16	0	2:02.271	<b>22.610</b>	<b>154</b>	<b>47.416</b>	<b>190</b>	52.245		258
8	0	1:44.439	22.945	155	47.860	188	33.634	200	<b>258</b>	17	0	12:32.406	11:02.193	148	55.470	184	34.743	199	179
9	0	<b>1:43.901</b>	22.668	155	47.667	<b>190</b>	33.566	195	255	18	0	1:46.256	23.690	155	48.309	187	34.257	195	257

<b>94</b>		Pereira, LUX(#1)	<b>theoretical besttime: 1:41.207</b>																
1	0	2:35.870	1:06.554	129	54.257	180	35.059	194	203	10	0	1:41.424	22.251	156	46.863	191	32.310	202	258
2	0	1:50.802	23.327	154	48.915	124	38.560	199	257	11	0	<b>1:41.207</b>	<b>22.144</b>	<b>156</b>	<b>46.803</b>	<b>192</b>	<b>32.260</b>	<b>202</b>	258
3	0	1:42.290	22.508	156	47.256	186	32.526	202	258	12	0	1:49.873	22.350	156	47.775	189	39.748		260
4	0	1:42.207	22.336	150	47.377	189	32.494	201	258	13	0	5:55.735	4:20.982	100	58.203	165	36.550	195	176
5	0	1:48.989	22.375	156	47.512	189	39.102		<b>260</b>	14	0	1:56.611	23.660	156	48.154	188	44.797		257





# Testtag Porsche Carrera Cup Deutschland



## Sector List Session 2

Provisional

Reg. Nr.:

Thursday, October 20, 2022 14:45:00

Hockenheimring, Length: 4574m

Air temperature: 15.97°C

Track temperature: 16.4°C

Weather condition: Dry

Lap	Id	Time	SE1	SP1	SE2	SP2	SE3	SP3	TSP	Lap	Id	Time	SE1	SP1	SE2	SP2	SE3	SP3	TSP
6	0	5:28.860	4:02.815	138	51.273	185	34.772	196	234	15	0	12:27.025	11:05.057	154	48.600	185	33.368	199	254
7	0	1:45.509	23.932	155	48.449	186	33.128	202	252	16	0	1:46.288	25.362	153	47.746	185	33.180	199	256
8	0	1:42.274	22.429	155	47.322	190	32.523	<b>202</b>	258	17			23.075	154	47.688	187			257
9	0	1:46.643	22.267	154	50.270	182	34.106	202	257										

### 95 Wagner, DEU(#1)

theoretical besttime: 1:42.131

1	0	2:50.569	1:12.702	120	1:01.745	155	36.122	193	135	9	0	1:47.443	23.141	155	48.755	187	35.547	200	255
2	0	1:51.522	23.961	150	51.580	177	35.981	198	210	10	0	1:42.612	22.575	155	47.225	188	<b>32.812</b>	<b>202</b>	<b>260</b>
3	0	1:43.841	22.723	154	47.870	188	33.248	199	257	11	0	<b>1:42.423</b>	22.341	156	<b>46.979</b>	<b>190</b>	33.103	201	<b>261</b>
4	0	1:43.189	22.652	154	47.376	186	33.161	199	258	12	0	1:43.147	22.834	153	47.463	189	32.850	201	260
5	0	1:43.284	22.671	155	47.571	184	33.042	199	258	13	0	1:46.995	<b>22.340</b>	<b>155</b>	47.081	190	37.574		260
6	0	2:12.230	22.611	155	47.331	188	1:02.288		258	14	0	7:03.227	4:01.837	79	1:42.914	79	1:18.476		82
7	0	6:51.479	5:15.810	119	58.084	174	37.585	176	199	15	0	9:50.180	8:22.588	148	52.193	183	35.399	198	224
8	0	1:52.176	25.677	151	52.242	184	34.257	197	213	16	0	1:45.663	22.993	154	47.743	185	34.927	193	258

### 96 Slooten, DEU(#1)

theoretical besttime: 1:42.561

1	0	2:51.474	1:18.225	122	56.675	152	36.574	195	199	9	0	1:43.943	23.162	154	47.737	188	33.044	200	257
2	0	1:51.450	24.632	149	51.249	184	35.569	198	208	10	0	1:48.129	22.620	154	47.966	183	37.543		258
3	0	1:44.931	23.279	153	48.205	184	33.447	198	257	11	0	5:34.162	4:02.988	112	56.598	179	34.576	198	213
4	0	1:44.020	22.932	149	47.886	187	33.202	201	256	12	0	1:45.539	23.809	154	48.423	184	33.307	200	255
5	0	<b>1:43.188</b>	<b>22.573</b>	<b>156</b>	47.421	187	33.194	199	257	13	0	1:43.404	22.974	155	47.815	189	<b>32.615</b>	<b>201</b>	258
6	0	1:43.378	22.877	152	<b>47.373</b>	187	33.128	199	<b>258</b>	14	0	2:16.643	22.615	156	53.827	93	1:00.201		258
7	0	1:54.813	22.777	153	52.223	187	39.813		256	15	0	11:54.077	10:23.394	137	55.747	182	34.936	199	182
8	0	5:56.666	4:34.423	150	48.698	185	33.545	199	256	16	0	1:52.217	23.351	154	48.457	185	40.409		257

### 98 Seyffert, DEU(#1)

theoretical besttime: 1:43.179

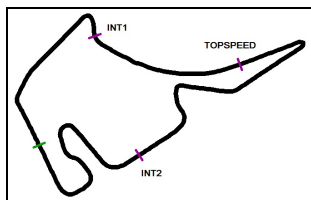
1	0	2:37.744	1:01.114	126	1:00.260	175	36.370	189	173	8	0	1:49.583	22.928	154	47.668	189	38.987		256
2	0	1:51.548	24.205	153	50.054	180	37.289	198	235	9	0	7:28.123	6:00.268	143	53.274	173	34.581	191	198
3	0	1:44.584	23.086	144	48.239	188	33.259	197	257	10	0	1:48.003	24.353	150	50.090	181	33.560	198	247
4	0	1:49.379	25.799	151	48.286	185	35.294	183	255	11	0	1:44.185	22.901	147	47.928	188	33.356	200	255
5	0	1:45.013	23.393	154	47.939	187	33.681	199	<b>258</b>	12	0	1:43.765	22.853	155	47.488	186	33.424	199	258
6	0	1:43.612	22.894	155	47.727	<b>189</b>	32.991	199	257	13	0	1:43.931	22.831	155	48.004	183	33.096	200	257
7	0	<b>1:43.303</b>	<b>22.753</b>	155	47.563	189	<b>32.987</b>	200	257	14	0	1:48.833	22.807	156	<b>47.439</b>	<b>188</b>	38.587		258

### 99 Buus, DNK(#1)

theoretical besttime: 1:41.520

1	0	2:37.046	1:05.658	128	55.893	174	35.495	194	204	8	0	1:42.214	22.344	156	47.233	187	32.637	201	255
2	0	1:50.912	23.531	<b>157</b>	48.909	186	38.472	202	248	9	0	1:49.111	22.385	156	47.330	188	39.396		257
3	0	1:42.343	22.798	155	47.269	189	<b>32.276</b>	<b>203</b>	257	10	0	6:17.654	4:55.575	156	47.852	187	34.227	200	252
4	0	<b>1:41.569</b>	22.339	156	<b>46.911</b>	<b>189</b>	32.319	202	258	11	0	1:42.729	22.463	156	46.964	186	33.302	201	257
5	0	1:43.078	22.348	156	47.679	189	33.051	201	<b>260</b>	12	0	1:52.743	22.427	156	46.958	188	43.358		258
6	0	1:48.231	<b>22.333</b>	155	47.118	189	38.780		256	13	0	13:35.670	12:04.389	133	56.431	181	34.850	201	151
7	0	7:51.754	6:31.823	155	47.380	187	32.551	200	254	14	0	1:45.065	23.261	151	48.061	184	33.743	202	254





# Testtag Porsche Carrera Cup Deutschland

**PORSCHE**  
**CARRERA CUP**  
**DEUTSCHLAND**

## Top speed list Session 2

Provisional

Reg. Nr.:

Thursday, October 20, 2022 14:45:00

Hockenheimring, Length: 4574m

Air temperature: 15.97°C

Track temperature: 16.4°C

Weather condition: Dry

#	Name (NAT)	Team	Car name	Speed	Lap	Race time
8	Alexander Fach (CHE)	FACH AUTO TECH (CHE)	Porsche 911 GT3 Cup	262.13	4	6:30.503
9	Lorcan Hanafin (GBR)	FACH AUTO TECH (CHE)	Porsche 911 GT3 Cup	262.13	14	26:58.667
14	Morris Schuring (NLD)	SSR Huber Racing	Porsche 911 GT3 Cup	261.50	13	23:20.144
95	Richard Wagner (DEU)	IronForce Racing by Phoenix	Porsche 911 GT3 Cup	261.50	11	24:53.513
57	Rudy van Buren (NLD)	Huber Racing	Porsche 911 GT3 Cup	261.50	15	30:44.155
3	Laurin Heinrich (DEU)	SSR Huber Racing	Porsche 911 GT3 Cup	260.86	4	6:18.790
44	Jonas Greif (DEU)	SSR Huber Racing	Porsche 911 GT3 Cup	260.86	4	6:40.359
40	Jukka Honkavuori (FIN)	ID Racing (DEU)	Porsche 911 GT3 Cup	260.86	5	8:07.290
94	Dylan Pereira (LUX)	IronForce Racing by Phoenix	Porsche 911 GT3 Cup	260.86	5	8:26.403
4	Loek Hartog (NLD)	BLACK FALCON (DEU)	Porsche 911 GT3 Cup	260.86	6	9:54.183
23	Lukas Ertl (DEU)	CarTech Motorsport by Nigrin (DEU)	Porsche 911 GT3 Cup	260.86	7	11:37.850
13	Alexander Tauscher (DEU)	Allied-Racing (DEU)	Porsche 911 GT3 Cup	260.86	16	47:04.600
99	Bastian Buus (DNK)	Allied-Racing (DEU)	Porsche 911 GT3 Cup	260.24	5	8:27.106
22	Ghislain Cordeel (BEL)	Team GP Elite (NLD)	Porsche 911 GT3 Cup	260.24	6	9:45.040
28	Lucas Groeneveld (NLD)	GP Elite (NLD)	Porsche 911 GT3 Cup	260.24	6	9:53.573
45	Glenn van Parijs (BEL)	ID Racing (DEU)	Porsche 911 GT3 Cup	260.24	11	18:36.501
27	Daan van Kuijk (NLD)	GP Elite (NLD)	Porsche 911 GT3 Cup	260.24	10	21:07.550
29	Huib van Eijndhoven (NLD)	GP Elite (NLD)	Porsche 911 GT3 Cup	260.24	10	21:10.230
2	Georgi Donchev (BGR)	Huber Racing	Porsche 911 GT3 Cup	260.24	12	21:43.655
6	Carlos Rivas (LUX)	BLACK FALCON (DEU)	Porsche 911 GT3 Cup	260.24	13	22:22.424
26	Jesse van Kuijk (NLD)	Team GP Elite (NLD)	Porsche 911 GT3 Cup	260.24	16	32:12.955
5	Sören Spreng (DEU)	BLACK FALCON (DEU)	Porsche 911 GT3 Cup	259.61	3	4:35.339
25	Larry ten Voorde (NLD)	Team GP Elite (NLD)	Porsche 911 GT3 Cup	259.61	10	20:17.847
75	Ariel Levi (ISR)	Huber Racing	Porsche 911 GT3 Cup	258.99	3	4:26.052
98	Jan Seyffert (DEU)	HP Racing International (DEU)	Porsche 911 GT3 Cup	258.99	5	8:39.622
84	Ahmad Alshehab (KUW)	CarTech Motorsport by Nigrin (DEU)	Porsche 911 GT3 Cup	258.99	8	14:28.148
7	Christof Langer (DEU)	FACH AUTO TECH (CHE)	Porsche 911 GT3 Cup	258.99	13	26:36.927
20	Harald Proczyk (AUT)	HP Racing International (DEU)	Porsche 911 GT3 Cup	258.99	13	26:45.330
65	Kai Pfister (DEU)	HRT Performance	Porsche 911 GT3 Cup	258.99	13	28:57.652
96	Jan-Erik Slooten (DEU)	IronForce Racing by Phoenix	Porsche 911 GT3 Cup	258.37	6	10:30.970
31	Sebastian Freymuth (DEU)	HRT Performance	Porsche 911 GT3 Cup	258.37	6	11:12.789
69	Holger Harmsen (DEU)	HRT Performance	Porsche 911 GT3 Cup	255.92	16	32:34.863