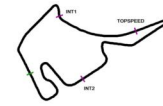


**Qualifying  
Hockenheimring**



Reg. Nr.: R-13003/22

**Provisional**

**Result List**

**Stewards / Race Management**

<b>STEWARD</b>	Matthias Heinz
<b>STEWARD</b>	Harry Stüber
<b>STEWARD</b>	Marcus Maleck
<b>RACE DIRECTOR</b>	Luca Stegner
<b>CLERK OF THE COURSE</b>	Georg-Richard Ziegahn
<b>TECHNICAL DELEGATE</b>	
<b>CHIEF TIMEKEEPER</b>	Steffen Ruhl

**Weather Start/Finish**

<b>AIR</b>	13.6°C
<b>TRACK</b>	12.0°C
<b>CONDITIONS</b>	Dry
<b>PRESSURE</b>	1005 hPa
<b>AIR</b>	13.9°C
<b>TRACK</b>	14.6°C
<b>CONDITIONS</b>	Dry
<b>PRESSURE</b>	1005 hPa

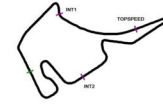
**Track Information**

<b>GREEN FLAG</b>	09:30:00
<b>CHEQUERED FLAG</b>	10:05:00
<b>SAFETY CAR PHASE</b>	0
<b>FULL COURSE YELLOW PHASE</b>	0
<b>TRACK NAME</b>	Hockenheimring
<b>TRACK LENGTH</b>	4574m
<b>TURN COUNT</b>	17
<b>FASTEST LAP:</b>	#25. LTV - 1:40.236

STARTED: 32 CLASSIFIED: 32 NOT CLASSIFIED: 0 DISQUALIFIED: 0

	Nr. Drivers	Team	Lap	Best Time	Gap	Diff	Kph	Day Time
	Cl. Car	Competitor						
1	25 L.ten Voorde(NLD) Porsche 911 GT3 Cup	Team GP Elite(NLD)	13	1:40.236			164.2	10:01:51
2	99 B.Buus(DNK) Porsche 911 GT3 Cup	Allied-Racing(DEU)	10	1:40.263	0.027	0.027	164.2	10:01:08
3	4 L.Hartog(NLD) Porsche 911 GT3 Cup	BLACK FALCON(DEU)	9	1:40.487	0.251	0.224	163.8	9:48:05
4	94 D.Pereira(LUX) Porsche 911 GT3 Cup	IronForce Racing by Phoenix	11	1:40.488	0.252	0.001	163.8	10:03:06
5	3 L.Heinrich(DEU) Porsche 911 GT3 Cup	SSR Huber Racing	10	1:40.538	0.302	0.050	163.7	10:01:32
6	29 H.van Eindhoven(NLD) Rookie Porsche 911 GT3 Cup	GP Elite(NLD)	13	1:40.629	0.393	0.091	163.6	10:01:53
7	13 A.Tauscher(DEU) Rookie Porsche 911 GT3 Cup	Allied-Racing(DEU)	10	1:40.645	0.409	0.016	163.6	10:01:12
8	45 G.van Parijs(BEL) Porsche 911 GT3 Cup	ID Racing(DEU)	11	1:40.704	0.468	0.059	163.5	10:01:15
9	9 L.Hanafin(GBR) Rookie Porsche 911 GT3 Cup	FACH AUTO TECH(CHE)	4	1:40.761	0.525	0.057	163.4	9:37:29
10	14 M.Schuring(NLD) Porsche 911 GT3 Cup	SSR Huber Racing	10	1:40.893	0.657	0.132	163.2	10:01:36
11	40 J.Honkavuori(FIN) Porsche 911 GT3 Cup	ID Racing(DEU)	11	1:40.929	0.693	0.036	163.1	10:01:22
12	57 R.van Buren(NLD) Porsche 911 GT3 Cup	Huber Racing	10	1:40.934	0.698	0.005	163.1	9:59:56
13	26 J.van Kuijk(NLD) Porsche 911 GT3 Cup	Team GP Elite(NLD)	11	1:41.025	0.789	0.091	162.9	10:02:33
14	75 A.Levi(ISR) Rookie Porsche 911 GT3 Cup	Huber Racing	11	1:41.059	0.823	0.034	162.9	10:01:39
15	23 L.Ertl(DEU) Porsche 911 GT3 Cup	CarTech Motorsport by Nigrin(DEU)	9	1:41.110	0.874	0.051	162.8	10:01:57
16	8 A.Fach(CHE) Rookie Porsche 911 GT3 Cup	FACH AUTO TECH(CHE)	3	1:41.145	0.909	0.035	162.7	9:37:38
17	22 G.Cordeel(BEL) Rookie Porsche 911 GT3 Cup	Team GP Elite(NLD)	7	1:41.145	0.909		162.7	10:00:39
18	28 L.Groeneveld(NLD) Porsche 911 GT3 Cup	GP Elite(NLD)	7	1:41.172	0.936	0.027	162.7	9:48:54
19	95 R.Wagner(DEU) Porsche 911 GT3 Cup	IronForce Racing by Phoenix	12	1:41.398	1.162	0.226	162.3	10:03:09
20	27 D.van Kuijk(NLD) Porsche 911 GT3 Cup	GP Elite(NLD)	13	1:41.534	1.298	0.136	162.1	10:02:35
21	6 C.Rivas(LUX) ProAM Porsche 911 GT3 Cup	BLACK FALCON(DEU)	16	1:41.548	1.312	0.014	162.1	10:02:40

**Qualifying  
Hockenheimring**



Reg. Nr.: R-13003/22

**Provisional**

**Result List**

Nr.	Drivers	Team	Lap	Best Time	Gap	Diff	Kph	Day Time
Cl.	Car	Competitor						
22	98 <b>J.Seyffert(DEU)</b> Rookie Porsche 911 GT3 Cup	HP Racing International(DEU)	10	1:41.575	1.339	0.027	162.1	9:55:09
23	20 <b>H.Proczyk(AUT)</b> Porsche 911 GT3 Cup	HP Racing International(DEU)	5	1:41.910	1.674	0.335	161.5	9:39:41
24	31 <b>S.Freyruth(DEU)</b> Rookie Porsche 911 GT3 Cup	HRT Performance	13	1:41.977	1.741	0.067	161.4	10:03:08
25	2 <b>G.Donchev(BGR)</b> ProAM Porsche 911 GT3 Cup	Huber Racing	10	1:42.047	1.811	0.070	161.3	10:01:44
26	5 <b>S.Spreng(DEU)</b> ProAM Porsche 911 GT3 Cup	BLACK FALCON(DEU)	10	1:42.089	1.853	0.042	161.2	9:57:23
27	44 <b>J.Greif(DEU)</b> Rookie Porsche 911 GT3 Cup	SSR Huber Racing	11	1:42.163	1.927	0.074	161.1	10:03:43
28	96 <b>J.Slooten(DEU)</b> ProAM Porsche 911 GT3 Cup	IronForce Racing by Phoenix	12	1:42.303	2.067	0.140	160.9	10:03:16
29	7 <b>C.Langer(DEU)</b> ProAM Porsche 911 GT3 Cup	FACH AUTO TECH(CHE)	5	1:43.282	3.046	0.979	159.4	9:40:07
30	84 <b>A.Alshehab(KUW)</b> ProAM Porsche 911 GT3 Cup	CarTech Motorsport by Nigrin(DEU)	5	1:43.293	3.057	0.011	159.4	9:43:30
31	65 <b>K.Pfister(DEU)</b> ProAM Porsche 911 GT3 Cup	HRT Performance	4	1:44.226	3.990	0.933	157.9	9:38:32
32	69 <b>H.Harmsen(DEU)</b> ProAM Porsche 911 GT3 Cup	HRT Performance	16	1:45.039	4.803	0.813	156.7	10:04:09

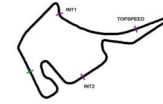
Classification limit: 107% Time: 1:47.252

Selected lap times cancelled due to track limits

**Subject to final scrutineering!**

Publication time:	Clerk of the Course: Georg-Richard Ziegahn	Timekeeper: Steffen Ruh 
-------------------	--	-----------------------------

**Qualifying  
Hockenheimring**



Reg. Nr.: R-13003/22

**Provisional**

**Class Result List**

**Stewards / Race Management**

STEWARD	Matthias Heinz
STEWARD	Harry Stüber
STEWARD	Marcus Maleck
RACE DIRECTOR	Luca Stegner
CLERK OF THE COURSE	Georg-Richard Ziegahn
TECHNICAL DELEGATE	
CHIEF TIMEKEEPER	Steffen Ruhl

**Weather Start/Finish**

AIR	13.6°C
TRACK	12.0°C
CONDITIONS	Dry
PRESSURE	1005 hPa
AIR	13.9°C
TRACK	14.6°C
CONDITIONS	Dry
PRESSURE	1005 hPa

**Track Information**

GREEN FLAG	09:30:00
CHEQUERED FLAG	10:05:00
SAFETY CAR PHASE	0
FULL COURSE YELLOW PHASE	0
TRACK NAME	Hockenheimring
TRACK LENGTH	4574m
TURN COUNT	17
FASTEST LAP:	#25. LTV - 1:40.236

STARTED: 32 CLASSIFIED: 32 NOT CLASSIFIED: 0 DISQUALIFIED: 0

Nr.	Drivers	Team	Lap	Best Time	Gap	Diff	Kph	Day Time
	Car	Competitor						

**CLASS: Rookie**

Started: 9	Classified: 9	Not Classified: 0						
1	29 H.van Eindhoven(NLD) Porsche 911 GT3 Cup	GP Elite(NLD)	13	1:40.629			163.6	10:01:53
2	13 A.Tauscher(DEU) Porsche 911 GT3 Cup	Allied-Racing(DEU)	10	1:40.645	0.016	0.016	163.6	10:01:12
3	9 L.Hanafin(GBR) Porsche 911 GT3 Cup	FACH AUTO TECH(CHE)	4	1:40.761	0.132	0.116	163.4	9:37:29
4	75 A.Levi(ISR) Porsche 911 GT3 Cup	Huber Racing	11	1:41.059	0.430	0.298	162.9	10:01:39
5	8 A.Fach(CHE) Porsche 911 GT3 Cup	FACH AUTO TECH(CHE)	3	1:41.145	0.516	0.086	162.7	9:37:38
6	22 G.Cordeel(BEL) Porsche 911 GT3 Cup	Team GP Elite(NLD)	7	1:41.145	0.516		162.7	10:00:39
7	98 J.Seyffert(DEU) Porsche 911 GT3 Cup	HP Racing International(DEU)	10	1:41.575	0.946	0.430	162.1	9:55:09
8	31 S.Freytmuth(DEU) Porsche 911 GT3 Cup	HRT Performance	13	1:41.977	1.348	0.402	161.4	10:03:08
9	44 J.Greif(DEU) Porsche 911 GT3 Cup	SSR Huber Racing	11	1:42.163	1.534	0.186	161.1	10:03:43

Classification limit: 107% Time: 1:47.673

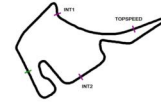
**CLASS: ProAM**

Started: 8	Classified: 8	Not Classified: 0						
1	6 C.Rivas(LUX) Porsche 911 GT3 Cup	BLACK FALCON(DEU)	16	1:41.548			162.1	10:02:40
2	2 G.Donchev(BGR) Porsche 911 GT3 Cup	Huber Racing	10	1:42.047	0.499	0.499	161.3	10:01:44
3	5 S.Spreng(DEU) Porsche 911 GT3 Cup	BLACK FALCON(DEU)	10	1:42.089	0.541	0.042	161.2	9:57:23
4	96 J.Slooten(DEU) Porsche 911 GT3 Cup	IronForce Racing by Phoenix	12	1:42.303	0.755	0.214	160.9	10:03:16
5	7 C.Langer(DEU) Porsche 911 GT3 Cup	FACH AUTO TECH(CHE)	5	1:43.282	1.734	0.979	159.4	9:40:07
6	84 A.Alshehab(KUW) Porsche 911 GT3 Cup	CarTech Motorsport by Nigrin(DEU)	5	1:43.293	1.745	0.011	159.4	9:43:30
7	65 K.Pfister(DEU) Porsche 911 GT3 Cup	HRT Performance	4	1:44.226	2.678	0.933	157.9	9:38:32
8	69 H.Harmsen(DEU) Porsche 911 GT3 Cup	HRT Performance	16	1:45.039	3.491	0.813	156.7	10:04:09

Classification limit: 107% Time: 1:48.656

Selected lap times cancelled due to track limits

**Qualifying  
Hockenheimring**



Reg. Nr.: R-13003/22

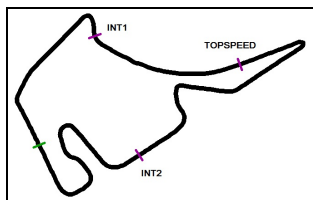
**Provisional**

**Class Result List**

Nr. Drivers	Team	Lap	Best Time	Gap	Diff	Kph	Day Time
Car	Competitor						

**Subject to final scrutineering!**

Publication time:	Clerk of the Course: Georg-Richard Ziegahn	Timekeeper: Steffen Ruhl
-------------------	--	--------------------------



# Porsche Carrera Cup Deutschland

## Sector List Qualifying

Provisional

PORSCHE

CARRERA CUP  
DEUTSCHLAND

Hockenheimring, Length: 4574m

Air temperature: 14.44°C

Track temperature: 14.7°C

Weather condition: Dry

DMSB Reg. Nr.: R-13003/22

Saturday, October 22, 2022 09:30:00

Lap Id	Time	SE1	SP1	SE2	SP2	SE3	SP3	TSP	Lap Id	Time	SE1	SP1	SE2	SP2	SE3	SP3	TSP
<b>2</b>	<b>Donchev, BGR(#1)</b>								<b>theoretical besttime: 1:41.894</b>								
1 0	2:46.072	1:10.560	111	58.431	166	37.081	194	183	8 0	1:49.604	22.776	154	47.842	186	38.986		258
2 0	1:51.199	24.876	152	50.438	170	35.885	201	225	9 0	11:12.825	9:44.869	120	53.673	178	34.283	197	205
3 0	1:55.276	22.549	155	52.892	149	39.835	199	245	10 0	1:49.484	23.404	151	49.673	179	36.404	200	234
4 0	1:42.857	22.556	<b>157</b>	47.302	<b>189</b>	32.999	201	261	10 0	1:43.986	22.762	154	47.626	186	33.598	204	260
5 0	1:42.855	22.553	155	47.141	186	33.161	200	260	10 0	<b>1:42.047</b>	22.518	154	<b>46.901</b>	<b>189</b>	<b>32.628</b>	<b>202</b>	260
6 0	1:44.952	22.374	156	47.161	186	35.417	199	261	11 0	1:42.580	<b>22.365</b>	<b>154</b>	47.037	188	33.178	202	<b>262</b>
7 0	1:43.000	22.453	154	47.314	188	33.233	195	258	12 0	1:42.260	22.383	155	46.944	188	32.933	201	260

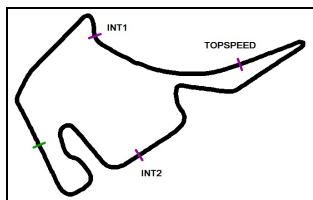
<b>3</b>	<b>Heinrich, DEU(#1)</b>								<b>theoretical besttime: 1:40.514</b>								
1 0	2:04.205	33.448	118	55.591	171	35.166	188	183	7 0	13:53.787	12:25.529	131	53.405	168	34.853	180	195
2 0	1:45.699	23.934	156	48.061	180	33.704	203	240	8 0	1:47.787	24.297	156	49.185	184	34.305	203	219
3 0	1:46.244	23.154	132	48.697	188	34.393	203	246	9 0	1:40.636	22.063	157	46.473	191	<b>32.100</b>	<b>204</b>	<b>260</b>
4 0	1:41.151	22.042	156	46.809	190	32.300	202	258	10 0	<b>1:40.538</b>	<b>21.942</b>	<b>157</b>	<b>46.472</b>	<b>190</b>	32.124	195	260
5 0	1:42.225	22.453	157	46.799	190	33.273	202	260	11 0	1:42.525	22.173	156	46.854	190	33.498	202	260
5 0	1:41.065	22.108	155	46.709	189	32.248	201	258	12 0	1:40.872	21.969	156	46.632	190	32.271	202	260
6 0	1:48.899	22.165	156	46.663	185	40.071		260	13		22.988	156	48.097	189			255

<b>4</b>	<b>Hartog, NLD(#1)</b>								<b>theoretical besttime: 1:40.487</b>								
1 0	1:54.260	29.249	129	50.539	175	34.472	190	235	10 0	1:40.706	21.950	156	46.527	191	32.229	202	260
2 0	1:44.125	23.071	154	48.398	187	32.656	201	251	11 0	1:40.858	22.024	154	46.527	191	32.307	203	260
3 0	1:41.664	22.379	152	46.983	190	32.302	201	257	12 0	1:48.283	22.425	154	47.209	189	38.649		260
4 0	1:41.213	22.211	154	46.706	191	32.296	202	258	13 0	5:36.644	4:13.199	133	49.875	185	33.570	197	248
5 0	1:41.436	22.067	156	46.802	<b>191</b>	32.567	201	258	14 0	1:44.991	22.915	157	47.303	188	34.773	203	248
6 0	1:49.418	22.291	154	46.805	190	40.322		260	15 0	1:53.081	21.967	145	57.276	188	33.838	203	252
7 0	4:09.533	2:47.312	133	49.266	186	32.955	200	250	16 0	1:59.260	21.926	156	54.484	75	42.850	204	<b>262</b>
8 0	1:43.012	22.687	<b>157</b>	47.872	189	32.453	203	252	17		24.843	100	49.017	188			244
9 0	<b>1:40.487</b>	<b>21.889</b>	156	<b>46.516</b>	191	<b>32.082</b>	202	260									

<b>5</b>	<b>Spreng, DEU(#1)</b>								<b>theoretical besttime: 1:41.775</b>								
1 0	2:39.733	1:05.134	121	56.949	149	37.650	151	186	9 0	1:45.477	23.562	144	48.591	185	33.324	200	255
2 0	1:55.851	25.134	146	54.429	156	36.288	200	197	10 0	<b>1:42.089</b>	22.556	153	47.009	187	<b>32.524</b>	<b>202</b>	259
3 0	1:46.321	22.996	155	47.745	187	35.580	202	260	11 0	1:42.338	22.398	156	47.057	188	32.883	204	260
4 0	1:42.697	22.431	157	46.961	188	33.305	199	260	11 0	1:43.578	23.318	155	47.139	187	33.121	200	259
5 0	1:42.430	<b>22.377</b>	<b>158</b>	47.100	<b>189</b>	32.953	201	260	12 0	1:42.419	22.570	156	<b>46.874</b>	<b>189</b>	32.975	200	260
6 0	1:42.840	22.408	156	47.201	187	33.231	201	<b>262</b>	13 0	1:53.900	27.640	60	51.927	172	34.363	200	170
7 0	1:50.454	22.923	156	47.408	187	40.123		260	13 0	1:48.623	22.546	156	48.237	122	37.840	200	260
8 0	10:34.818	9:09.130	123	51.454	184	34.234	198	230									

<b>6</b>	<b>Rivas, LUX(#1)</b>								<b>theoretical besttime: 1:41.548</b>								
1 0	2:28.398	53.811	105	57.220	171	37.367	168	180	10 0	1:42.113	22.592	155	46.911	190	32.610	202	258
2 0	1:58.162	25.504	156	54.533	147	38.125	201	161	11 0	1:42.199	22.608	156	46.940	186	32.651	201	260
3 0	1:43.452	22.834	156	47.292	188	33.326	201	259	12 0	1:47.983	22.568	155	47.230	187	38.185		259
4 0	1:42.515	22.827	<b>157</b>	46.974	188	32.714	201	260	13 0	3:46.569	2:16.373	115	54.502	170	35.694	193	209
5 0	1:42.299	22.591	156	46.938	188	32.770	201	<b>261</b>	14 0	1:47.574	24.455	155	49.125	174	33.994	203	234
6 0	1:48.089	22.568	154	47.471	189	38.050		260	15 0	1:41.891	22.620	156	46.922	189	32.349	202	260
7 0	3:38.003	2:08.190	109	53.399	175	36.414	183	215	16 0	<b>1:41.548</b>	<b>22.421</b>	<b>157</b>	<b>46.823</b>	<b>189</b>	<b>32.304</b>	<b>202</b>	260
8 0	1:46.544	24.066	154	48.519	171	33.959	202	235	17 0	1:42.413	22.489	157	47.027	188	32.897	202	260
9 0	1:42.211	22.614	156	47.014	189	32.583	201	259	18		22.684	156	47.130	188			260

<b>7</b>	<b>Langer, DEU(#1)</b>								<b>theoretical besttime: 1:42.921</b>								
1 0	3:06.989	1:18.378	99	1:06.296	121	42.315	191	185	8 0	1:49.487	24.224	145	51.034	185	34.229	197	254
2 0	1:49.105	25.104	140	49.710	185	34.291	199	252	9 0	1:45.011	23.374	151	48.097	185	33.540	198	256
3 0	1:44.147	23.221	153	47.912	187	<b>33.014</b>	<b>201</b>	255	10 0	1:45.801	22.840	156	49.196	185	33.765	199	257
4 0	1:43.854	22.879	155	47.696	186	33.279	199	257	11 0	1:44.166	22.792	154	47.683	188	33.691	195	<b>259</b>
5 0	<b>1:43.282</b>	22.770	154	47.386	187	33.126	199	258	12 0	1:43.532	22.905	154	47.566	186	33.061	198	258
6 0	1:43.592	22.791	151	<b>47.292</b>	<b>188</b>	33.509	198	258	13 0	1:53.999	<b>22.615</b>	<b>157</b>	50.223	142	41.161	200	259
7 0	1:57.512	26.088	135	50.349	187	41.075		228	14 0	1:47.934	23.111	147	50.403	188	34.417	197	230
7 0	7:28.103	5:47.151	113	1:02.722	150	38.230	195	143	14		23.299	154	51.671	182			212



# Porsche Carrera Cup Deutschland

## Sector List Qualifying

Provisional

**PORSCHE**

**CARRERA CUP  
DEUTSCHLAND**

Hockenheimring, Length: 4574m

Air temperature: 14.44°C

Track temperature: 14.7°C

Weather condition: Dry

**DMSB** Reg. Nr.: R-13003/22

Saturday, October 22, 2022 09:30:00

Lap Id	Time	SE1	SP1	SE2	SP2	SE3	SP3	TSP	Lap Id	Time	SE1	SP1	SE2	SP2	SE3	SP3	TSP
<b>8</b>	Fach, CHE(#1)								<b>theoretical besttime: 1:40.891</b>								
1 0	2:19.877	45.340	121	57.579	161	36.958	187	192	6 0	16:10.632	14:44.489	125	51.779	182	34.364	198	244
2 0	1:52.918	24.870	148	51.917	159	36.131	<b>203</b>	214	7 0	1:51.537	23.558	157	49.334	131	38.645	202	236
3 0	1:44.184	22.524	153	47.333	184	34.327	204	260	8 0	1:51.947	22.328	158	50.938	75	38.681	202	260
3 0	<b>1:41.145</b>	22.458	156	<b>46.443</b>	<b>193</b>	<b>32.244</b>	203	261	9 0	1:43.527	22.345	157	48.402	187	32.810	203	262
4 0	1:41.182	22.238	157	46.599	192	32.345	203	<b>262</b>	9 0	1:41.441	<b>22.204</b>	<b>157</b>	46.750	190	32.487	202	261
5 0	1:47.835	22.224	157	46.716	190	38.895		261	10 0	1:44.322	22.299	157	47.797	187	34.226	199	262

<b>9</b>	Hanafin, GBR(#1)								<b>theoretical besttime: 1:40.410</b>								
1 0	2:17.004	40.806	118	59.579	182	36.619	197	167	7 0	1:46.539	23.139	156	49.274	157	34.126	203	248
2 0	1:50.685	25.140	146	50.809	186	34.736	202	228	8 0	1:43.891	22.389	152	47.265	183	34.237	203	257
3 0	1:40.882	22.202	156	46.608	191	<b>32.072</b>	202	260	9 0	1:40.766	<b>21.922</b>	<b>157</b>	46.588	190	32.256	202	260
4 0	<b>1:40.761</b>	22.068	157	<b>46.416</b>	<b>191</b>	32.277	202	260	10 0	1:42.215	22.089	157	46.674	191	33.452	202	260
5 0	1:48.660	22.039	<b>157</b>	47.184	191	39.437		<b>262</b>	11		22.177	153	49.689	188			258
6 0	17:43.886	16:18.299	124	51.392	184	34.195	198	226									

<b>13</b>	Tauscher, DEU(#1)								<b>theoretical besttime: 1:40.593</b>								
1 0	2:31.692	55.911	110	58.599	131	37.182	178	174	7 0	14:33.596	12:57.617	107	1:01.197	165	34.782	189	180
2 0	1:55.871	25.188	145	52.573	174	38.110	195	208	8 0	1:48.207	23.896	152	48.962	176	35.349	203	245
3 0	1:46.926	23.538	<b>156</b>	48.157	184	35.231	202	245	9 0	1:43.313	22.252	155	46.614	189	34.447	203	260
4 0	1:41.102	22.214	154	46.785	190	<b>32.103</b>	202	258	10 0	<b>1:40.645</b>	<b>21.983</b>	<b>155</b>	<b>46.507</b>	<b>191</b>	32.155	202	260
5 0	1:40.925	22.076	156	46.656	<b>191</b>	32.193	202	260	11 0	1:49.418	23.365	146	51.379	189	34.674	202	216
6 0	1:49.749	22.110	155	46.848	191	40.791		<b>260</b>	11 0	2:01.203	22.754	133	54.279	132	44.170		246

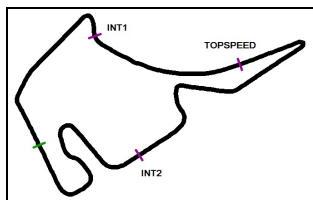
<b>14</b>	Schuring, NLD(#1)								<b>theoretical besttime: 1:40.858</b>								
1 0	2:08.954	37.047	119	56.339	168	35.568	187	178	8 0	1:48.419	23.732	157	49.286	183	35.401	202	214
2 0	1:45.852	24.072	150	48.275	187	33.505	200	255	9 0	1:41.915	22.209	158	<b>46.519</b>	<b>186</b>	33.187	202	261
3 0	1:46.410	23.698	152	47.650	184	35.062	202	258	10 0	<b>1:40.893</b>	<b>22.072</b>	<b>158</b>	46.554	191	<b>32.267</b>	<b>202</b>	<b>262</b>
4 0	1:41.184	22.159	158	46.720	190	32.305	<b>203</b>	260	11 0	1:42.044	22.592	156	46.840	190	32.612	203	262
5 0	1:40.995	22.127	157	46.584	190	32.284	202	261	12 0	1:41.458	22.172	157	46.726	189	32.560	201	261
6 0	1:50.766	22.219	157	47.291	189	41.256		260	13		23.141	143	47.618	189			258
7 0	15:30.796	14:02.711	122	53.385	172	34.700	193	205									

<b>20</b>	Proczyk, AUT(#1)								<b>theoretical besttime: 1:41.743</b>								
1 0	2:33.601	58.525	111	57.492	172	37.584	192	187	9 0	1:42.229	22.554	156	47.031	188	32.644	200	257
2 0	1:55.833	24.928	143	53.356	183	37.549	198	213	10 0	1:42.134	22.471	155	47.104	190	<b>32.559</b>	<b>201</b>	258
3 0	1:46.690	23.328	156	48.460	186	34.902	201	251	11 0	1:48.172	22.480	153	47.176	188	38.516		258
4 0	1:42.470	22.533	157	47.143	188	32.794	201	258	12 0	4:13.315	2:42.984	106	54.745	180	35.586	192	216
5 0	<b>1:41.910</b>	22.378	156	46.914	189	32.618	200	258	13 0	1:47.038	23.654	157	48.574	183	34.810	200	255
6 0	1:50.768	<b>22.328</b>	156	47.008	189	41.432		258	14 0	1:48.188	22.480	156	52.459	186	33.249	202	260
7 0	5:21.919	3:53.175	110	52.951	180	35.793	190	219	14 0	1:42.094	22.477	156	46.904	190	32.713	201	<b>260</b>
8 0	1:47.064	24.056	155	49.325	184	33.683	200	253	15 0	1:41.914	22.390	157	<b>46.856</b>	<b>188</b>	32.668	202	260

<b>22</b>	Cordeel, BEL(#1)								<b>theoretical besttime: 1:41.040</b>								
1 0	2:26.705	49.244	112	59.361	147	38.100	156	184	6 0	2:13.029	29.200	113	1:09.557	128	34.272	202	117
2 0	1:59.017	26.483	145	54.619	144	37.915	202	167	7 0	<b>1:41.145</b>	22.329	157	<b>46.502</b>	<b>190</b>	<b>32.314</b>	<b>201</b>	<b>260</b>
3 0	1:43.516	22.828	148	47.540	190	33.148	202	250	8 0	1:43.403	22.527	152	47.261	190	33.615	202	260
3 0	1:41.761	22.245	153	46.849	<b>192</b>	32.667	197	258	9 0	1:41.761	<b>22.224</b>	<b>157</b>	46.896	191	32.641	202	259
4 0	1:41.969	22.322	154	47.076	184	32.574	202	260	10 0	1:44.170	22.520	150	48.152	189	33.498	204	258
4 0	2:11.270	22.284	156	46.717	190	1:02.269		258	10 0	1:42.039	22.319	156	46.897	190	32.823	201	259
5 0	15:00.596	13:20.812	105	1:02.705	129	37.079	147	142									

<b>23</b>	Ertl, DEU(#1)								<b>theoretical besttime: 1:40.992</b>								
1 0	5:28.853	3:56.693	118	56.982	163	35.178	197	158	7 0	12:32.286	10:59.699	115	57.245	175	35.342	180	183
2 0	1:45.256	23.881	140	48.624	185	32.751	201	255	8 0	1:51.873	23.947	151	53.191	161	34.735	201	225
3 0	1:41.507	22.372	156	46.951	190	32.184	202	258	9 0	1:42.717	22.265	153	47.880	189	32.572	202	260
4 0	1:41.216	22.207	156	46.844	188	32.165	<b>202</b>	259	9 0	<b>1:41.110</b>	22.191	154	46.823	190	<b>32.096</b>	<b>202</b>	260
5 0	1:42.487	<b>22.172</b>	<b>157</b>	46.910	<b>191</b>	33.405	201	259	10 0	1:41.164	22.238	156	<b>46.724</b>	<b>191</b>	32.202	202	260
6 0	1:49.367	22.334	155	47.090	189	39.943		258	11 0	1:41.732	22.310	156	46.765	189	32.657	199	<b>260</b>





# Porsche Carrera Cup Deutschland

## Sector List Qualifying

Provisional

**PORSCHE**

**CARRERA CUP  
DEUTSCHLAND**

Hockenheimring, Length: 4574m

Air temperature: 14.44°C

Track temperature: 14.7°C

Weather condition: Dry

**DMSB** Reg. Nr.: R-13003/22

Saturday, October 22, 2022 09:30:00

Lap Id	Time	SE1	SP1	SE2	SP2	SE3	SP3	TSP	Lap Id	Time	SE1	SP1	SE2	SP2	SE3	SP3	TSP
<b>25</b>	ten Voorde, NLD(#1)								<b>theoretical besttime: 1:40.107</b>								
1 0	2:12.975	39.874	114	57.755	172	35.346	195	155	8 0	1:40.376	22.091	156	<b>46.411</b>	<b>191</b>	31.874	202	258
2 0	1:46.809	23.863	147	49.586	187	33.360	202	198	9 0	1:50.625	22.164	156	46.506	187	41.955		260
3 0	1:44.427	22.317	<b>157</b>	47.189	184	34.921	202	260	10 0	7:00.041	5:31.048	109	54.110	183	34.883	187	205
4 0	1:44.574	24.334	139	47.962	190	32.275	201	267	11 0	1:59.104	24.315	153	1:00.822	177	33.967	202	215
4 0	1:40.753	22.084	156	46.522	190	32.147	202	<b>260</b>	12 0	1:40.452	22.217	156	46.437	191	<b>31.798</b>	<b>203</b>	260
5 0	1:52.738	22.091	157	46.484	190	44.163		260	13 0	<b>1:40.236</b>	<b>21.898</b>	<b>157</b>	46.437	191	31.901	203	260
6 0	3:12.618	1:45.666	129	52.334	165	34.618	190	221	14 0	1:51.066	22.099	156	49.619	189	39.348		217
7 0	1:45.760	24.374	154	48.758	187	32.628	<b>203</b>	243	15 0	3:08.594							

Lap Id	Time	SE1	SP1	SE2	SP2	SE3	SP3	TSP	Lap Id	Time	SE1	SP1	SE2	SP2	SE3	SP3	TSP
<b>26</b>	van Kuijk, NLD(#1)								<b>theoretical besttime: 1:41.025</b>								
1 0	3:35.581	2:05.517	117	55.638	173	34.426	200	191	8 0	1:49.879	22.674	156	47.683	188	39.522		260
2 0	1:46.730	23.573	150	50.449	188	32.708	203	219	9 0	11:45.191	10:16.565	124	52.815	156	35.811	199	216
3 0	1:41.529	22.332	157	46.645	<b>191</b>	32.552	202	258	10 0	1:45.110	23.547	154	48.343	190	33.220	204	233
4 0	1:41.305	22.218	157	46.707	187	32.380	202	260	11 0	1:41.226	22.190	158	46.692	190	32.344	204	261
5 0	1:41.345	22.282	157	46.613	191	32.450	202	260	11 0	<b>1:41.025</b>	<b>22.204</b>	<b>158</b>	<b>46.464</b>	<b>191</b>	<b>32.357</b>	<b>194</b>	<b>261</b>
6 0	1:42.727	22.757	<b>159</b>	47.088	188	32.882	202	259	12 0	1:42.034	22.482	152	46.935	190	32.617	202	259
7 0	1:41.838	22.402	155	46.870	190	32.566	202	258	13 0	1:41.377	22.228	158	46.525	190	32.624	202	260

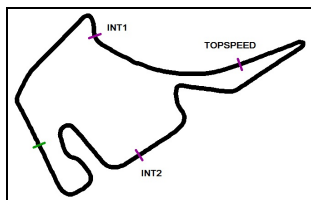
Lap Id	Time	SE1	SP1	SE2	SP2	SE3	SP3	TSP	Lap Id	Time	SE1	SP1	SE2	SP2	SE3	SP3	TSP
<b>27</b>	van Kuijk, NLD(#1)								<b>theoretical besttime: 1:41.274</b>								
1 0	3:41.197	2:12.461	116	54.348	177	34.388	195	215	9 0	1:41.733	22.278	155	46.954	189	32.501	199	259
2 0	1:44.973	23.631	152	48.540	185	32.802	202	237	10 0	1:49.749	22.259	155	<b>46.762</b>	<b>189</b>	40.728		260
3 0	1:54.842	<b>22.087</b>	<b>156</b>	59.036	155	33.719	201	258	11 0	4:15.065	2:45.759	127	52.847	172	36.459	192	219
4 0	1:41.665	22.172	155	46.977	188	32.516	202	258	12 0	1:46.341	23.421	152	49.102	162	33.818	202	248
5 0	1:54.638	23.677	155	47.384	184	43.580		260	13 0	1:41.628	22.178	156	46.705	190	32.745	202	262
5 0	3:31.833	2:04.551	134	52.680	177	34.602	194	207	13 0	<b>1:41.534</b>	22.222	155	46.887	189	<b>32.425</b>	<b>202</b>	<b>261</b>
6 0	1:44.994	23.561	154	48.308	185	33.125	201	243	14 0	1:43.225	22.311	156	48.187	183	32.727	201	261
7 0	1:42.906	22.890	151	47.385	179	32.631	201	257	15 0	1:41.945	22.304	156	46.909	189	32.732	201	260
8 0	1:41.982	22.170	155	47.340	187	32.472	201	259									

Lap Id	Time	SE1	SP1	SE2	SP2	SE3	SP3	TSP	Lap Id	Time	SE1	SP1	SE2	SP2	SE3	SP3	TSP
<b>28</b>	Groeneveld, NLD(#1)								<b>theoretical besttime: 1:41.165</b>								
1 0	2:22.098	49.978	116	56.130	140	35.990	188	188	7 0	<b>1:41.172</b>	22.184	155	<b>46.641</b>	<b>189</b>	<b>32.347</b>	<b>202</b>	<b>260</b>
2 0	1:56.347	24.751	147	54.331	150	37.265	200	203	8 0	1:49.967	<b>22.177</b>	<b>155</b>	46.916	188	40.874		260
3 0	1:48.792	22.429	154	47.234	190	39.129	201	257	9 0	6:45.394	5:21.833	126	50.420	183	33.141	199	247
3 0	1:41.688	22.388	156	46.857	188	32.443	<b>202</b>	258	10 0	1:45.621	23.117	156	48.606	161	33.898	201	249
4 0	1:50.600	23.257	154	46.802	188	40.544		258	11 0	1:50.759	24.508	159	50.499	188	35.752	201	260
4 0	4:04.635	2:40.515	128	50.330	183	33.790	197	251	12 0	1:41.511	22.264	156	46.719	189	32.528	202	260
5 0	1:47.092	23.393	156	49.741	167	33.958	201	241	13 0	1:42.989	22.265	154	47.143	185	33.584	202	260
6 0	1:41.569	22.402	154	46.742	188	32.425	200	258	13 0	1:41.846	22.430	152	46.790	188	32.626	202	259

Lap Id	Time	SE1	SP1	SE2	SP2	SE3	SP3	TSP	Lap Id	Time	SE1	SP1	SE2	SP2	SE3	SP3	TSP
<b>29</b>	van Eindhoven, NLD(#1)								<b>theoretical besttime: 1:40.362</b>								
1 0	2:27.108	53.117	109	57.140	151	36.851	188	201	10 0	1:40.983	22.266	156	46.609	189	32.108	202	259
2 0	1:55.801	24.011	145	52.440	176	39.350	201	217	10 0	1:49.576	22.190	156	46.874	189	40.512		260
3 0	1:41.945	22.437	155	47.180	190	32.328	202	257	11 0	4:11.353	2:42.287	116	54.488	176	34.578	190	201
4 0	1:41.503	22.307	155	46.925	189	32.271	201	258	12 0	1:59.139	24.161	156	1:00.815	166	34.163	203	192
5 0	1:48.649	22.383	154	46.887	188	39.379		258	13 0	1:41.164	22.343	156	46.777	194	32.044	203	262
6 0	4:04.321	2:27.802	113	1:00.770	154	35.749	195	169	13 0	<b>1:40.629</b>	<b>22.012</b>	<b>156</b>	46.419	191	32.198	202	260
7 0	1:49.150	24.483	152	49.451	179	35.216	200	227	14 0	1:41.952	22.104	156	<b>46.397</b>	<b>190</b>	33.451	200	<b>262</b>
8 0	1:41.154	22.410	156	46.791	190	<b>31.953</b>	201	257	15		23.083	154	50.241	188			199
9 0	1:40.813	22.158	156	46.567	189	32.088	202	258									

Lap Id	Time	SE1	SP1	SE2	SP2	SE3	SP3	TSP	Lap Id	Time	SE1	SP1	SE2	SP2	SE3	SP3	TSP
<b>31</b>	Freytmuth, DEU(#1)								<b>theoretical besttime: 1:41.760</b>								
1 0	2:36.992	1:00.733	112	58.782	161	37.477	184	201	9 0	10:34.688	9:07.148	119	52.918	181	34.622	195	229
2 0	1:59.457	24.608	152	56.023	172	38.826	200	204	10 0	1:53.207	23.356	154	51.188	161	38.663	199	255
3 0	1:52.830	22.649	156	49.923	139	40.258	200	<b>262</b>	11 0	1:46.292	22.498	154	50.539	171	33.255	202	258
4 0	1:53.827	22.596	156	53.914	135	37.317	199	258	12 0	1:42.006	22.311	157	47.122	189	32.573	202	260
5 0	1:42.149	22.478	157	47.047	189	32.624	201	259	13 0	<b>1:41.977</b>	22.257	156	47.205	187	<b>32.515</b>	<b>202</b>	260
6 0	1:42.314	<b>22.257</b>	156	47.089	188	32.968	201	258	14 0	1:42.151	22.297	157	47.121	189	32.733	201	258
7 0	1:52.833	22.553	156	53.317	137	36.963	201	258	15 0	1:41.996	22.290	156	<b>46.988</b>	<b>189</b>	32.718	202	259
8 0	1:49.869	22.525	156	47.388	188	39.956		257									





# Porsche Carrera Cup Deutschland

## Sector List Qualifying

Provisional

**PORSCHE**

**CARRERA CUP  
DEUTSCHLAND**

Hockenheimring, Length: 4574m

Air temperature: 14.44°C

Track temperature: 14.7°C

Weather condition: Dry

**DMSB** Reg. Nr.: R-13003/22

Saturday, October 22, 2022 09:30:00

Lap Id	Time	SE1	SP1	SE2	SP2	SE3	SP3	TSP	Lap Id	Time	SE1	SP1	SE2	SP2	SE3	SP3	TSP
<b>40</b>	Honkavuori, FIN(#1)								<b>theoretical besttime: 1:40.732</b>								
1 0	2:20.568	47.371	120	55.909	154	37.288	181	204	8 0	13:12.229	11:43.963	116	53.841	183	34.425	199	203
2 0	1:52.861	24.983	148	51.771	163	36.107	199	216	9 0	1:50.917	23.589	158	49.215	180	38.113	201	258
3 0	1:45.234	22.845	157	47.176	189	35.213	<b>202</b>	260	10 0	1:44.428	22.276	157	47.945	183	34.207	201	260
4 0	1:41.267	22.195	<b>158</b>	46.646	<b>191</b>	32.426	201	<b>262</b>	<b>11 0</b>	<b>1:40.929</b>	22.221	157	46.657	190	<b>32.051</b>	<b>202</b>	260
5 0	1:41.431	22.274	157	46.712	191	32.445	202	261	12 0	1:41.145	<b>22.094</b>	<b>157</b>	46.716	191	32.335	202	260
6 0	1:41.353	22.259	157	<b>46.587</b>	188	32.507	202	262	<del>13 0</del>	<del>1:45.563</del>	<del>22.322</del>	<del>156</del>	<del>48.028</del>	<del>190</del>	<del>35.213</del>	<del>202</del>	<del>259</del>
7 0	1:50.289	22.357	157	46.727	188	41.205		261	13 0	1:41.474	22.242	157	46.699	190	32.533	202	260

Lap Id	Time	SE1	SP1	SE2	SP2	SE3	SP3	TSP	Lap Id	Time	SE1	SP1	SE2	SP2	SE3	SP3	TSP
<b>44</b>	Greif, DEU(#1)								<b>theoretical besttime: 1:42.123</b>								
1 0	2:50.560	1:16.043	123	58.021	169	36.496	188	180	8 0	13:11.307	11:38.267	116	55.949	151	37.091	175	216
2 0	1:50.100	25.015	152	50.252	183	34.833	<b>202</b>	237	9 0	1:49.244	26.019	151	49.378	178	33.847	200	248
3 0	1:52.679	22.847	156	49.900	164	39.932	201	261	10 0	1:43.110	<b>22.345</b>	<b>156</b>	47.344	188	33.421	197	262
4 0	1:43.053	22.693	157	47.474	<b>188</b>	32.886	202	261	<del>11 0</del>	<del>1:42.587</del>	<del>22.691</del>	<del>156</del>	<del>47.071</del>	<del>186</del>	<del>32.825</del>	<del>200</del>	<del>260</del>
5 0	1:42.710	22.493	155	47.181	187	33.036	201	<b>262</b>	<b>11 0</b>	<b>1:42.163</b>	22.385	157	<b>46.996</b>	<b>187</b>	<b>32.782</b>	<b>202</b>	261
6 0	1:44.620	22.537	155	47.191	187	34.892	201	262	12 0	1:42.427	22.446	156	47.113	187	32.868	202	261
7 0	1:50.560	22.716	154	47.466	187	40.378		260									

Lap Id	Time	SE1	SP1	SE2	SP2	SE3	SP3	TSP	Lap Id	Time	SE1	SP1	SE2	SP2	SE3	SP3	TSP
<b>45</b>	van Parijs, BEL(#1)								<b>theoretical besttime: 1:40.621</b>								
1 0	2:19.241	42.070	115	1:00.264	162	36.907	189	162	8 0	13:15.112	11:47.222	124	53.210	180	34.680	198	213
2 0	1:51.620	25.095	139	51.099	163	35.426	202	226	9 0	1:50.588	23.397	150	50.043	164	37.148	203	240
3 0	1:42.654	22.347	156	47.581	182	32.726	203	260	10 0	1:40.898	22.118	156	46.755	192	<b>32.025</b>	<b>204</b>	258
4 0	1:43.163	22.382	128	48.439	190	32.342	202	252	<b>11 0</b>	<b>1:40.704</b>	<b>22.032</b>	<b>157</b>	<b>46.564</b>	<b>190</b>	32.108	203	260
5 0	1:41.462	22.093	156	47.137	<b>192</b>	32.232	203	260	12 0	1:40.977	22.093	158	46.724	190	32.160	203	<b>261</b>
6 0	1:41.099	22.179	157	46.618	191	32.302	203	260	13 0	1:49.087	22.086	156	47.261	190	39.740		260
7 0	1:48.514	22.234	157	46.830	189	39.450		260	14 0	3:09.617							

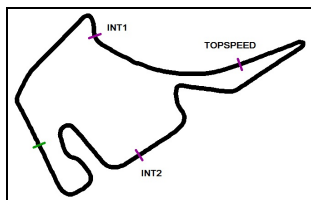
Lap Id	Time	SE1	SP1	SE2	SP2	SE3	SP3	TSP	Lap Id	Time	SE1	SP1	SE2	SP2	SE3	SP3	TSP
<b>57</b>	van Buren, NLD(#1)								<b>theoretical besttime: 1:40.831</b>								
1 0	2:18.424	43.695	118	57.878	163	36.851	194	200	8 0	13:39.912	12:11.282	122	54.079	169	34.551	194	195
2 0	1:50.030	25.014	145	50.806	182	34.210	197	219	9 0	1:49.153	23.906	155	49.263	179	35.984	202	244
3 0	1:43.735	22.704	156	47.745	185	33.286	202	260	<b>10 0</b>	<b>1:40.934</b>	22.175	158	<b>46.429</b>	<b>191</b>	32.330	202	262
4 0	1:41.317	22.253	157	46.680	191	32.384	202	260	11 0	1:41.798	<b>22.098</b>	<b>157</b>	47.151	189	32.549	202	<b>263</b>
5 0	1:41.259	22.304	156	46.651	<b>191</b>	<b>32.304</b>	202	260	<del>12 0</del>	<del>1:44.532</del>	<del>22.342</del>	<del>154</del>	<del>49.270</del>	<del>187</del>	<del>32.920</del>	<del>201</del>	<del>219</del>
6 0	1:42.835	22.270	157	46.926	187	33.639	202	260	12 0	1:45.125	22.310	157	48.917	186	33.898	202	260
7 0	1:48.591	22.395	156	46.929	190	39.267		259									

Lap Id	Time	SE1	SP1	SE2	SP2	SE3	SP3	TSP	Lap Id	Time	SE1	SP1	SE2	SP2	SE3	SP3	TSP
<b>65</b>	Pfister, DEU(#1)								<b>theoretical besttime: 1:43.991</b>								
1 0	3:00.619	1:18.838	109	1:02.025	164	39.756	173	200	7 0	1:50.385	26.048	137	50.392	184	33.945	202	241
2 0	2:01.844	28.999	92	55.236	184	37.609	199	238	8 0	1:50.002	23.078	153	50.945	152	35.979	199	<b>258</b>
3 0	1:45.558	23.644	152	48.198	185	33.716	198	256	9 0	1:59.900	23.371	149	50.635	114	45.894	198	257
4 <b>0</b>	<b>1:44.226</b>	22.982	<b>158</b>	<b>47.740</b>	<b>189</b>	33.504	199	257	10 0	1:44.226	23.106	156	47.747	187	<b>33.373</b>	<b>200</b>	258
5 0	1:57.076	<b>22.878</b>	155	48.145	188	46.053		257	11 0	1:44.428	23.089	156	47.838	186	33.501	198	258
6 0	16:17.401	14:46.709	99	55.206	180	35.486	196	214									

Lap Id	Time	SE1	SP1	SE2	SP2	SE3	SP3	TSP	Lap Id	Time	SE1	SP1	SE2	SP2	SE3	SP3	TSP
<b>69</b>	Harmsen, DEU(#1)								<b>theoretical besttime: 1:44.921</b>								
1 0	3:07.811	1:20.549	107	1:04.609	155	42.653	186	185	10 0	1:57.379	23.658	154	48.391	183	45.330		257
2 0	1:56.910	26.735	134	52.617	181	37.558	195	248	11 0	5:42.994	4:07.088	115	55.782	172	40.124	189	216
3 0	1:47.468	24.298	150	48.709	186	34.461	196	255	12 0	1:54.193	27.162	138	51.339	171	35.692	197	249
4 0	1:46.149	23.598	156	48.349	187	34.202	197	257	13 0	1:46.286	23.753	152	48.589	181	33.944	198	258
5 0	1:46.814	23.757	155	48.383	184	34.674	197	257	14 0	1:45.155	23.191	156	48.093	185	33.871	199	258
6 0	1:48.047	23.898	155	49.316	180	34.833	196	256	15 0	1:45.205	23.427	154	<b>48.016</b>	<b>188</b>	<b>33.762</b>	<b>200</b>	<b>260</b>
7 0	1:45.661	23.440	153	48.201	186	34.020	197	255	<b>16 0</b>	<b>1:45.039</b>	<b>23.143</b>	<b>157</b>	48.075	183	33.821	199	258
8 0	1:46.183	23.621	154	48.356	<b>188</b>	34.206	197	257	17 0	1:45.242	23.175	157	48.056	183	34.011	197	258
9 0	1:47.377	23.887	154	48.473	186	35.017	194	257									







# Porsche Carrera Cup Deutschland

## Sector List Qualifying

Provisional

**PORSCHE**

**CARRERA CUP  
DEUTSCHLAND**

Hockenheimring, Length: 4574m

Air temperature: 14.44°C

Track temperature: 14.7°C

Weather condition: Dry

**DMSB** Reg. Nr.: R-13003/22

Saturday, October 22, 2022 09:30:00

Lap Id	Time	SE1	SP1	SE2	SP2	SE3	SP3	TSP	Lap Id	Time	SE1	SP1	SE2	SP2	SE3	SP3	TSP
<b>75</b>	Levi, ISR(#1)	<b>theoretical besttime: 1:41.003</b>															
1 0	2:16.150	43.152	122	56.621	165	36.377	187	203	8 0	13:43.908	12:16.201	118	53.459	180	34.248	188	200
2 0	1:50.235	24.637	151	50.519	181	35.079	202	235	9 0	1:49.603	24.203	155	49.440	182	35.960	202	240
3 0	1:43.121	22.650	156	47.173	190	33.298	<b>203</b>	258	10 0	1:41.300	22.291	157	46.822	190	<b>32.187</b>	<b>202</b>	260
4 0	1:41.587	22.377	157	46.873	190	32.337	201	260	<b>11 0</b>	<b>1:41.059</b>	<b>22.145</b>	<b>157</b>	46.673	190	32.241	203	<b>262</b>
5 0	1:41.573	22.371	157	46.811	<b>192</b>	32.391	201	260	12 0	1:56.336	22.464	156	52.846	157	41.026		246
6 0	1:41.421	22.316	156	<b>46.671</b>	190	32.434	201	259	13 0	4:09.947							
7 0	1:48.624	22.437	156	47.486	187	38.701		258									

Lap Id	Time	SE1	SP1	SE2	SP2	SE3	SP3	TSP	Lap Id	Time	SE1	SP1	SE2	SP2	SE3	SP3	TSP
<b>84</b>	Alshehab, KUW(#1)	<b>theoretical besttime: 1:43.041</b>															
1 0	6:00.771	4:13.438	60	1:07.874	152	39.459	179	169	8 0	9:09.914	7:32.895	109	1:00.994	139	36.025	195	188
2 0	2:05.284	27.695	121	59.727	121	37.862	194	180	9 0	1:50.489	24.892	155	49.231	186	36.366	199	254
3 0	1:48.302	24.071	152	50.092	182	34.139	<b>201</b>	248	10 0	1:45.999	23.144	157	48.330	186	34.525	200	257
4 0	1:52.420	22.552	156	47.727	167	42.141	199	258	11 0	1:45.555	22.896	156	49.108	188	33.551	200	246
<b>5 0</b>	<b>1:43.293</b>	22.640	154	47.431	187	<b>33.222</b>	201	258	12 0	1:52.295	24.018	138	52.940	184	35.337	201	217
6 0	1:43.332	<b>22.549</b>	156	<b>47.270</b>	<b>189</b>	33.513	199	<b>259</b>	<b>13 0</b>	<b>4:42.576</b>	<b>22.516</b>	<b>155</b>	<b>47.165</b>	<b>186</b>	<b>32.895</b>	<b>203</b>	<b>258</b>
7 0	1:50.494	22.650	155	48.077	186	39.767		258	13		29.664	119	1:00.061	156			177

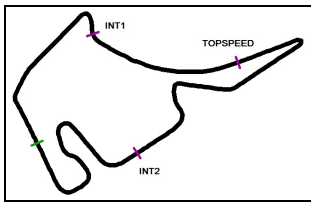
Lap Id	Time	SE1	SP1	SE2	SP2	SE3	SP3	TSP	Lap Id	Time	SE1	SP1	SE2	SP2	SE3	SP3	TSP
<b>94</b>	Pereira, LUX(#1)	<b>theoretical besttime: 1:40.488</b>															
1 0	2:06.205	36.077	119	55.333	182	34.795	198	185	8 0	1:48.934	23.553	155	48.373	186	37.008	202	257
2 0	1:46.559	23.801	154	48.165	186	34.593	202	254	9 0	1:51.382	22.359	153	56.010	174	33.013	202	173
3 0	1:46.275	22.595	<b>157</b>	49.166	187	34.514	<b>203</b>	255	10 0	1:41.922	22.121	156	47.333	188	32.468	203	260
4 0	1:40.784	22.082	156	46.490	<b>191</b>	32.212	201	260	<b>11 0</b>	<b>1:40.488</b>	<b>21.985</b>	<b>156</b>	<b>46.408</b>	<b>190</b>	<b>32.095</b>	<b>202</b>	261
5 0	1:41.324	22.163	154	46.838	191	32.323	202	260	12 0	1:41.130	22.022	156	46.570	191	32.538	201	260
6 0	1:50.488	22.150	156	46.888	186	41.450		<b>261</b>	13 0	1:41.594	22.272	154	46.745	189	32.577	202	259
7 0	15:11.829	13:46.100	116	51.657	183	34.072	198	232									

Lap Id	Time	SE1	SP1	SE2	SP2	SE3	SP3	TSP	Lap Id	Time	SE1	SP1	SE2	SP2	SE3	SP3	TSP
<b>95</b>	Wagner, DEU(#1)	<b>theoretical besttime: 1:41.185</b>															
1 0	2:36.439	59.859	104	58.622	166	37.958	187	183	8 0	12:51.420	11:24.735	119	52.286	177	34.399	195	233
2 0	1:54.634	24.328	155	53.794	163	36.512	199	212	9 0	1:52.999	23.815	156	49.369	173	39.815	201	229
3 0	1:47.786	22.843	156	50.303	186	34.640	<b>202</b>	237	10 0	1:44.967	22.370	155	49.452	177	33.145	202	261
4 0	1:41.778	22.311	156	46.988	189	32.479	202	261	11 0	1:41.424	22.380	156	<b>46.776</b>	<b>188</b>	<b>32.268</b>	<b>202</b>	262
5 0	1:45.551	22.196	155	49.175	<b>190</b>	34.180	201	250	<b>12 0</b>	<b>1:41.398</b>	<b>22.141</b>	<b>157</b>	46.790	189	32.467	202	<b>262</b>
6 0	1:42.913	22.384	156	47.058	186	33.471	200	260	13 0	1:42.160	22.251	156	47.033	188	32.876	202	262
7 0	1:47.978	22.571	156	47.467	189	37.940		258	14 0	1:42.045	22.336	156	46.912	187	32.797	202	262

Lap Id	Time	SE1	SP1	SE2	SP2	SE3	SP3	TSP	Lap Id	Time	SE1	SP1	SE2	SP2	SE3	SP3	TSP
<b>96</b>	Slooten, DEU(#1)	<b>theoretical besttime: 1:42.220</b>															
1 0	2:49.157	1:14.693	120	58.091	175	36.373	196	184	8 0	1:48.988	24.461	140	50.854	183	33.673	198	232
2 0	1:50.732	24.561	144	51.049	185	35.122	200	215	9 0	1:50.529	23.435	154	48.043	187	39.051	201	255
3 0	1:50.397	23.144	<b>156</b>	49.055	163	38.198	<b>202</b>	258	10 0	1:42.816	22.841	155	47.169	189	32.806	201	<b>260</b>
4 0	1:42.783	22.844	155	47.325	189	32.614	200	258	11 0	1:48.965	22.545	155	51.510	159	34.910	201	227
5 0	1:42.313	22.550	156	47.162	<b>190</b>	<b>32.601</b>	202	257	<b>12 0</b>	<b>1:42.303</b>	<b>22.531</b>	<b>155</b>	<b>47.131</b>	<b>189</b>	<b>32.641</b>	<b>201</b>	259
6 0	1:51.213	22.514	155	47.228	187	41.471		259	13 0	1:45.336	<b>22.488</b>	<b>146</b>	47.817	188	35.031	201	258
7 0	12:35.976	11:04.821	116	55.718	179	35.437	195	198									

Lap Id	Time	SE1	SP1	SE2	SP2	SE3	SP3	TSP	Lap Id	Time	SE1	SP1	SE2	SP2	SE3	SP3	TSP
<b>98</b>	Seyffert, DEU(#1)	<b>theoretical besttime: 1:41.370</b>															
1 0	2:38.363	1:02.124	120	58.640	151	37.599	175	184	8 0	1:44.671	22.854	153	49.014	185	32.803	201	248
2 0	1:53.729	25.419	151	53.667	170	34.643	197	194	9 0	1:41.751	22.343	156	47.000	190	<b>32.408</b>	<b>200</b>	258
3 0	<b>1:47.409</b>	<b>22.708</b>	<b>156</b>	<b>49.730</b>	<b>183</b>	<b>34.974</b>	<b>202</b>	<b>244</b>	10 0	<b>1:41.575</b>	22.232	156	46.790	189	32.553	201	258
3 0	1:42.290	22.562	<b>156</b>	47.053	190	32.675	198	<b>260</b>	11 0	1:52.888	25.746	138	49.022	187	38.120		254
4 0	1:41.634	<b>22.221</b>	156	46.909	189	32.504	201	258	12 0	3:24.615	1:47.420	118	1:02.029	156	35.166	193	178
5 0	1:49.682	22.302	154	47.089	188	40.291		259	13 0	1:49.697	25.250	150	51.055	182	33.392	201	227
6 0	6:38.823	5:05.754	104	57.077	155	35.992	179	199	14 0	1:44.150	22.459	139	48.491	180	33.200	201	250
7 0	1:49.389	25.146	150	50.736	166	33.507	199	211	15 0	1:41.731	22.453	156	<b>46.741</b>	<b>185</b>	32.537	200	259





# Porsche Carrera Cup Deutschland

## Sector List Qualifying

Provisional

**PORSCHE**

**CARRERA CUP  
DEUTSCHLAND**

Hockenheimring, Length: 4574m

Air temperature: 14.44°C

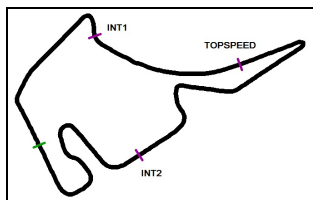
Track temperature: 14.7°C

Weather condition: Dry

**DMSB** Reg. Nr.: R-13003/22

Saturday, October 22, 2022 09:30:00

Lap Id	Time	SE1	SP1	SE2	SP2	SE3	SP3	TSP	Lap Id	Time	SE1	SP1	SE2	SP2	SE3	SP3	TSP		
<b>99</b>	Buus, DNK(#1)								<b>theoretical besttime: 1:40.263</b>										
1	0	2:15.443	44.334	117	54.987	171	36.122	190	219	7	0	14:59.555	13:23.275	115	1:01.665	174	34.615	193	183
2	0	1:48.883	24.040	<b>157</b>	49.266	183	35.577	<b>204</b>	242	8	0	1:48.110	23.634	157	49.242	184	35.234	204	239
3	0	1:41.145	22.329	156	46.721	191	32.095	202	257	9	0	1:40.543	22.103	156	46.553	191	31.887	202	257
4	0	1:40.821	22.139	157	46.644	191	32.038	202	257	10	<b>0</b>	<b>1:40.263</b>	<b>21.953</b>	<b>156</b>	<b>46.433</b>	<b>192</b>	<b>31.877</b>	<b>202</b>	258
5	0	1:40.716	22.023	156	46.534	<b>192</b>	32.159	202	258	11	0	1:47.092	22.148	151	50.678	189	34.266	202	220
6	0	1:52.131	22.094	156	46.653	191	43.384	<b>259</b>	12			22.331	139	1:03.065	164				214



# Porsche Carrera Cup Deutschland

## Top speed list Qualifying

Provisional

**PORSCHE**  
CARRERA CUP  
DEUTSCHLAND

Hockenheimring, Length: 4574m

Air temperature: 14.44°C

Track temperature: 14.7°C

Weather condition: Dry

**DMSB** Reg. Nr.: R-13003/22

Saturday, October 22, 2022 09:30:00

#	Name (NAT)	Team	Car name	Speed	Lap	Race time
57	Rudy van Buren (NLD)	Huber Racing	Porsche 911 GT3 Cup	263.41	11	30:31.021
9	Lorcan Hanafin (GBR)	FACH AUTO TECH (CHE)	Porsche 911 GT3 Cup	262.77	5	8:04.152
14	Morris Schuring (NLD)	SSR Huber Racing	Porsche 911 GT3 Cup	262.77	10	30:30.102
75	Ariel Levi (ISR)	Huber Racing	Porsche 911 GT3 Cup	262.77	11	30:32.438
95	Richard Wagner (DEU)	IronForce Racing by Phoenix	Porsche 911 GT3 Cup	262.77	12	32:02.785
2	Georgi Donchev (BGR)	Huber Racing	Porsche 911 GT3 Cup	262.77	11	32:19.390
31	Sebastian Freymuth (DEU)	HRT Performance	Porsche 911 GT3 Cup	262.13	3	5:11.919
40	Jukka Honkavuori (FIN)	ID Racing (DEU)	Porsche 911 GT3 Cup	262.13	4	6:33.624
8	Alexander Fach (CHE)	FACH AUTO TECH (CHE)	Porsche 911 GT3 Cup	262.13	4	8:13.158
44	Jonas Greif (DEU)	SSR Huber Racing	Porsche 911 GT3 Cup	262.13	5	8:51.727
5	Sören Spreng (DEU)	BLACK FALCON (DEU)	Porsche 911 GT3 Cup	262.13	6	10:22.270
29	Huub van Eijndhoven (NLD)	GP Elite (NLD)	Porsche 911 GT3 Cup	262.13	14	32:28.198
4	Loek Hartog (NLD)	BLACK FALCON (DEU)	Porsche 911 GT3 Cup	262.13	16	33:04.463
6	Carlos Rivas (LUX)	BLACK FALCON (DEU)	Porsche 911 GT3 Cup	261.50	5	8:27.967
94	Dylan Pereira (LUX)	IronForce Racing by Phoenix	Porsche 911 GT3 Cup	261.50	6	9:36.106
26	Jesse van Kuijk (NLD)	Team GP Elite (NLD)	Porsche 911 GT3 Cup	261.50	11	31:27.461
27	Daan van Kuijk (NLD)	GP Elite (NLD)	Porsche 911 GT3 Cup	261.50	13	31:28.629
45	Glenn van Parijs (BEL)	ID Racing (DEU)	Porsche 911 GT3 Cup	261.50	12	31:49.929
98	Jan Seyffert (DEU)	HP Racing International (DEU)	Porsche 911 GT3 Cup	260.86	3	6:54.921
25	Larry ten Voorde (NLD)	Team GP Elite (NLD)	Porsche 911 GT3 Cup	260.86	4	8:03.699
13	Alexander Tauscher (DEU)	Allied-Racing (DEU)	Porsche 911 GT3 Cup	260.86	6	10:11.490
96	Jan-Erik Slooten (DEU)	IronForce Racing by Phoenix	Porsche 911 GT3 Cup	260.86	10	28:37.797
3	Laurin Heinrich (DEU)	SSR Huber Racing	Porsche 911 GT3 Cup	260.86	9	28:45.931
22	Ghislain Cordeel (BEL)	Team GP Elite (NLD)	Porsche 911 GT3 Cup	260.86	7	29:33.009
20	Harald Proczyk (AUT)	HP Racing International (DEU)	Porsche 911 GT3 Cup	260.86	14	32:16.698
23	Lukas Ertl (DEU)	CarTech Motorsport by Nigrin (DEU)	Porsche 911 GT3 Cup	260.86	11	34:12.978
28	Lucas Groeneveld (NLD)	GP Elite (NLD)	Porsche 911 GT3 Cup	260.24	7	17:47.878
69	Holger Harmsen (DEU)	HRT Performance	Porsche 911 GT3 Cup	260.24	15	31:14.740
99	Bastian Buus (DNK)	Allied-Racing (DEU)	Porsche 911 GT3 Cup	259.61	6	9:42.008
84	Ahmad Alshehab (KUW)	CarTech Motorsport by Nigrin (DEU)	Porsche 911 GT3 Cup	259.61	6	14:05.522
7	Christof Langer (DEU)	FACH AUTO TECH (CHE)	Porsche 911 GT3 Cup	259.61	11	27:12.601
65	Kai Pfister (DEU)	HRT Performance	Porsche 911 GT3 Cup	258.99	8	29:13.122