

Porsche Carrera Cup Germany 6 Hours of Spa-Francorchamps Free Practice

Classification

No	Driver	Nat	Team	Car	Cl.	Time	Lap Total	Gap	Kph
1	14 Morris SCHURING	NLD	Fach Auto Tech	Porsche 911 GT3 Cup (Type 992)		2:20.437	18 19	-	179.5
2	25 Larry TEN VOORDE	NLD	Team GP Elite	Porsche 911 GT3 Cup (Type 992)		2:20.817	14 17	+0.380	179.1
3	77 Leon KÖHLER	DEU	Huber Racing	Porsche 911 GT3 Cup (Type 992)		2:20.944	15 18	+0.507	178.9
4	19 Harry KING	GBR	Allied-Racing	Porsche 911 GT3 Cup (Type 992)		2:20.948	19 21	+0.511	178.9
5	99 Bastian BUUS	DNK	Allied-Racing	Porsche 911 GT3 Cup (Type 992)		2:21.227	16 19	+0.790	178.5
6	6 Vincent ANDRONACO	DEU	Allied-Racing	Porsche 911 GT3 Cup (Type 992)	R	2:21.233	2 17	+0.796	178.5
7	8 Alexander FACH	CHE	Fach Auto Tech	Porsche 911 GT3 Cup (Type 992)		2:21.502	17 19	+1.065	178.2
8	12 Harri JONES	AUS	Scherer Sport PHX	Porsche 911 GT3 Cup (Type 992)	R	2:21.802	15 20	+1.365	177.8
9	87 Ariel LEVI	ISR	Team Huber Racing	Porsche 911 GT3 Cup (Type 992)		2:22.192	18 21	+1.755	177.3
10	13 Alexander TAUSCHER	DEU	Huber Racing	Porsche 911 GT3 Cup (Type 992)		2:22.242	3 16	+1.805	177.3
11	31 Sebastian FREYMUTH	DEU	Team Huber Racing	Porsche 911 GT3 Cup (Type 992)		2:22.286	15 16	+1.849	177.2
12	28 Huub VAN EIJNDHOVEN	NLD	Team GP Elite	Porsche 911 GT3 Cup (Type 992)		2:22.321	2 15	+1.884	177.2
13	23 Lukas ERTL	DEU	HP Racing Int. with Huber	Porsche 911 GT3 Cup (Type 992)		2:22.381	19 20	+1.944	177.1
14	92 Luca RETTENBACHER	AUT	Huber Racing	Porsche 911 GT3 Cup (Type 992)		2:22.386	16 18	+1.949	177.1
15	88 Horst Felix FELBERMAYR	AUT	Proton Competition	Porsche 911 GT3 Cup (Type 992)	R	2:22.529	17 19	+2.092	176.9
16	27 Ghislain CORDEEL	BEL	GP Elite	Porsche 911 GT3 Cup (Type 992)	R	2:22.594	17 17	+2.157	176.8
17	34 Theo OEVERHAUS	DEU	CarTech Motorsport Bonk	Porsche 911 GT3 Cup (Type 992)	R	2:22.708	3 17	+2.271	176.7
18	84 Ahmad ALSHEHAB	KWT	CarTech Motorsport Bonk	Porsche 911 GT3 Cup (Type 992)	ProAm	2:22.835	17 19	+2.398	176.5
19	24 Loek HARTOG	NLD	Team GP Elite	Porsche 911 GT3 Cup (Type 992)		2:22.840	17 18	+2.403	176.5
20	98 Jan SEYFFERT	DEU	HP Racing Int. with Huber	Porsche 911 GT3 Cup (Type 992)		2:22.955	18 21	+2.518	176.4
21	7 Jasin FERATI	CHE	Fach Auto Tech	Porsche 911 GT3 Cup (Type 992)	R	2:23.005	3 18	+2.568	176.3
22	40 Janne STIAK	DEU	ID Racing	Porsche 911 GT3 Cup (Type 992)	R	2:23.104	21 22	+2.667	176.2
23	41 Diego STIFTER	ITA	ID Racing	Porsche 911 GT3 Cup (Type 992)	R	2:23.126	19 22	+2.689	176.2
24	54 Michael ESSMANN	DEU	CarTech Motorsport Bonk	Porsche 911 GT3 Cup (Type 992)	ProAm	2:23.384	20 22	+2.947	175.9
25	4 Georgi DONCHEV	BGR	ProfilDoors by Huber Racing	Porsche 911 GT3 Cup (Type 992)	ProAm	2:23.485	17 20	+3.048	175.7
26	5 Sören SPRENG	DEU	GP Elite	Porsche 911 GT3 Cup (Type 992)	ProAm	2:23.488	16 19	+3.051	175.7
27	44 Jonas GREIF	DEU	ProfilDoors by Huber Racing	Porsche 911 GT3 Cup (Type 992)		2:23.747	3 19	+3.310	175.4
28	55 Lorenzo FERRARI	ITA	Proton Competition	Porsche 911 GT3 Cup (Type 992)	R	2:24.404	5 18	+3.967	174.6
29	68 Tim STENDER	DEU	HRT Performance	Porsche 911 GT3 Cup (Type 992)	R	2:24.711	16 19	+4.274	174.2
30	22 Matteo FERRER-AZA	CHE	Scherer Sport PHX	Porsche 911 GT3 Cup (Type 992)		2:24.777	3 20	+4.340	174.2
31	65 Kai PFISTER	DEU	HRT Performance	Porsche 911 GT3 Cup (Type 992)	ProAm	2:26.889	18 20	+6.452	171.7
32	69 Holger HARMSEN	DEU	HRT Performance	Porsche 911 GT3 Cup (Type 992)	ProAm	2:30.853	3 20	+10.416	167.1

Fastest Lap: Lap 18 Morris SCHURING 2:20.437 179.5 Kph

CARS 4 - 5 - 6 - 7 - 8 - 12 - 13 - 19 - 22 - 23 - 24 - 25 - 27 - 28 - 31 - 34 - 40 - 41 - 44 - 54 - 55 - 65 - 68 - 69 - 77 - 84 - 88 - 92 - 98 - 99 - SOME LAPTIMES DELETED DUE TO TRACK LIMITS

Published at: 14:30

Track Status: DRY

Race Director

Timekeeper

Cristobal LOPERA

PORSCHE

CARRERA CUP DEUTSCHLAND



Porsche Carrera Cup Germany 6 Hours of Spa-Francorchamps Free Practice

Classification by Class

No	Driver	Nat	Team	Car	Time	Lap Total	Gap	Kph
ProAm								
1	84 Ahmad ALSHEHAB	KWT	CarTech Motorsport Bank	Porsche 911 GT3 Cup (Type 992)	2:22.835	17 19		176.5
2	54 Michael ESSMANN	DEU	CarTech Motorsport Bank	Porsche 911 GT3 Cup (Type 992)	2:23.384	20 22	+0.549 +0.549	175.9
3	4 Georgi DONCHEV	BGR	ProfilDoors by Huber Racing	Porsche 911 GT3 Cup (Type 992)	2:23.485	17 20	+0.650 +0.101	175.7
4	5 Sören SPRENG	DEU	GP Elite	Porsche 911 GT3 Cup (Type 992)	2:23.488	16 19	+0.653 +0.003	175.7
5	65 Kai PFISTER	DEU	HRT Performance	Porsche 911 GT3 Cup (Type 992)	2:26.889	18 20	+4.054 +3.401	171.7
6	69 Holger HARMSSEN	DEU	HRT Performance	Porsche 911 GT3 Cup (Type 992)	2:30.853	3 20	+8.018 +3.964	167.1
R								
1	6 Vincent ANDRONACO	DEU	Allied-Racing	Porsche 911 GT3 Cup (Type 992)	2:21.233	2 17		178.5
2	12 Harri JONES	AUS	Scherer Sport PHX	Porsche 911 GT3 Cup (Type 992)	2:21.802	15 20	+0.569 +0.569	177.8
3	88 Horst Felix FELBERMAYR	AUT	Proton Competition	Porsche 911 GT3 Cup (Type 992)	2:22.529	17 19	+1.296 +0.727	176.9
4	27 Ghislain CORDEEL	BEL	GP Elite	Porsche 911 GT3 Cup (Type 992)	2:22.594	17 17	+1.361 +0.065	176.8
5	34 Theo OEVERHAUS	DEU	CarTech Motorsport Bank	Porsche 911 GT3 Cup (Type 992)	2:22.708	3 17	+1.475 +0.114	176.7
6	7 Jasin FERATI	CHE	Fach Auto Tech	Porsche 911 GT3 Cup (Type 992)	2:23.005	3 18	+1.772 +0.297	176.3
7	40 Janne STIAK	DEU	ID Racing	Porsche 911 GT3 Cup (Type 992)	2:23.104	21 22	+1.871 +0.099	176.2
8	41 Diego STIFTER	ITA	ID Racing	Porsche 911 GT3 Cup (Type 992)	2:23.126	19 22	+1.893 +0.022	176.2
9	55 Lorenzo FERRARI	ITA	Proton Competition	Porsche 911 GT3 Cup (Type 992)	2:24.404	5 18	+3.171 +1.278	174.6
10	68 Tim STENDER	DEU	HRT Performance	Porsche 911 GT3 Cup (Type 992)	2:24.711	16 19	+3.478 +0.307	174.2

CARS 4 - 5 - 6 - 7 - 8 - 12 - 13 - 19 - 22 - 23 - 24 - 25 - 27 - 28 - 31 - 34 - 40 - 41 - 44 - 54 - 55 - 65 - 68 - 69 - 77 - 84 - 88 - 92 - 98 - 99 - SOME LAPTIMES DELETED DUE TO TRACK LIMITS

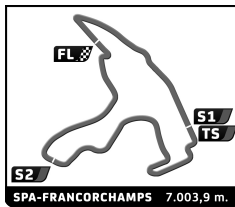
Published at: 14h30

Track Status: **DRY**

Race Director

Timekeeper


Cristobal LOPERA



Porsche Carrera Cup Germany 6 Hours of Spa-Francorchamps After Free Practice

Event maximum speed


No	Driver	Team	Car	Class	Top Speed	Lap	Session
19	Harry KING	Allied-Racing	Porsche 911 GT3 Cup (Type 992)		271.6	3	Free Practice
6	Vincent ANDRONACO	Allied-Racing	Porsche 911 GT3 Cup (Type 992)	R	270.2	3	Free Practice
14	Morris SCHURING	Fach Auto Tech	Porsche 911 GT3 Cup (Type 992)		269.6	19	Free Practice
24	Loek HARTOG	Team GP Elite	Porsche 911 GT3 Cup (Type 992)		269.6	10	Free Practice
25	Larry TEN VOORDE	Team GP Elite	Porsche 911 GT3 Cup (Type 992)		269.6	15	Free Practice
77	Leon KÖHLER	Huber Racing	Porsche 911 GT3 Cup (Type 992)		269.6	3	Free Practice
8	Alexander FACH	Fach Auto Tech	Porsche 911 GT3 Cup (Type 992)		269.6	10	Free Practice
87	Ariel LEVI	Team Huber Racing	Porsche 911 GT3 Cup (Type 992)		269.6	3	Free Practice
13	Alexander TAUSCHER	Huber Racing	Porsche 911 GT3 Cup (Type 992)		268.9	13	Free Practice
31	Sebastian FREYMUTH	Team Huber Racing	Porsche 911 GT3 Cup (Type 992)		268.2	15	Free Practice
99	Bastian BUUS	Allied-Racing	Porsche 911 GT3 Cup (Type 992)		268.2	19	Free Practice
12	Harri JONES	Scherer Sport PHX	Porsche 911 GT3 Cup (Type 992)	R	267.6	4	Free Practice
23	Lukas ERTL	HP Racing Int. with Huber	Porsche 911 GT3 Cup (Type 992)		267.6	4	Free Practice
27	Ghislain CORDEEL	GP Elite	Porsche 911 GT3 Cup (Type 992)	R	267.6	4	Free Practice
28	Huib VAN EIJNDHOVEN	Team GP Elite	Porsche 911 GT3 Cup (Type 992)		266.9	8	Free Practice
34	Theo OEVERHAUS	CarTech Motorsport Bonk	Porsche 911 GT3 Cup (Type 992)	R	266.9	9	Free Practice
40	Janne STIAK	ID Racing	Porsche 911 GT3 Cup (Type 992)	R	266.9	4	Free Practice
5	Sören SPRENG	GP Elite	Porsche 911 GT3 Cup (Type 992)	ProAm	266.9	11	Free Practice
88	Horst Felix FELBERMAYR	Proton Competition	Porsche 911 GT3 Cup (Type 992)	R	266.9	10	Free Practice
92	Luca RETTENBACHER	Huber Racing	Porsche 911 GT3 Cup (Type 992)		266.9	11	Free Practice
84	Ahmad ALSHEHAB	CarTech Motorsport Bonk	Porsche 911 GT3 Cup (Type 992)	ProAm	266.2	17	Free Practice
4	Georgi DONCHEV	ProfilDoors by Huber Racing	Porsche 911 GT3 Cup (Type 992)	ProAm	265.6	4	Free Practice
55	Lorenzo FERRARI	Proton Competition	Porsche 911 GT3 Cup (Type 992)	R	265.6	18	Free Practice
98	Jan SEYFFERT	HP Racing Int. with Huber	Porsche 911 GT3 Cup (Type 992)		265.6	5	Free Practice
41	Diego STIFTER	ID Racing	Porsche 911 GT3 Cup (Type 992)	R	264.9	21	Free Practice
7	Jasin FERATI	Fach Auto Tech	Porsche 911 GT3 Cup (Type 992)	R	263.6	10	Free Practice
22	Matteo FERRER-AZA	Scherer Sport PHX	Porsche 911 GT3 Cup (Type 992)		263.0	20	Free Practice
44	Jonas GREIF	ProfilDoors by Huber Racing	Porsche 911 GT3 Cup (Type 992)		263.0	18	Free Practice
54	Michael ESSMANN	CarTech Motorsport Bonk	Porsche 911 GT3 Cup (Type 992)	ProAm	261.1	21	Free Practice
68	Tim STENDER	HRT Performance	Porsche 911 GT3 Cup (Type 992)	R	261.1	11	Free Practice
65	Kai PFISTER	HRT Performance	Porsche 911 GT3 Cup (Type 992)	ProAm	259.2	4	Free Practice
69	Holger HARMSSEN	HRT Performance	Porsche 911 GT3 Cup (Type 992)	ProAm	254.4	10	Free Practice



Porsche Carrera Cup Germany 6 Hours of Spa-Francorchamps Free Practice

Fastest Lap Sequence


Elapsed	No	Driver	Team	Car	Class	Time	Kph	Lap
5:03.454	19	Harry KING	Allied-Racing	Porsche 911 GT3 Cup (Type 992)		2:21.346	178.4	2
6:35.830	77	Leon KÖHLER	Huber Racing	Porsche 911 GT3 Cup (Type 992)		2:21.179	178.6	2
7:33.572	14	Morris SCHURING	Fach Auto Tech	Porsche 911 GT3 Cup (Type 992)		2:21.129	178.7	3
8:56.859	77	Leon KÖHLER	Huber Racing	Porsche 911 GT3 Cup (Type 992)		2:21.029	178.8	3
49:28.701	25	Larry TEN VOORDE	Team GP Elite	Porsche 911 GT3 Cup (Type 992)		2:20.817	179.1	14
49:31.438	14	Morris SCHURING	Fach Auto Tech	Porsche 911 GT3 Cup (Type 992)		2:20.511	179.4	17
51:51.875	14	Morris SCHURING	Fach Auto Tech	Porsche 911 GT3 Cup (Type 992)		2:20.437	179.5	18



Porsche Carrera Cup Germany 6 Hours of Spa-Francorchamps Free Practice

Best Top Speed


No	Driver	Team	Class	Top 1		Top 2		Top 3		Top 4		Top 5		Avg
				Kph	Lap	Kph	Lap	Kph	Lap	Kph	Lap	Kph	Lap	
19	Harry KING	Allied-Racing		271.6	3	268.2	20	268.2	13	268.2	4	267.6	11	268.8
6	Vincent ANDRONACO	Allied-Racing	R	270.2	17	270.2	3	268.9	16	268.9	2	268.2	4	269.3
8	Alexander FACH	Fach Auto Tech		269.6	10	268.9	18	268.9	9	268.9	3	268.2	12	268.9
14	Morris SCHURING	Fach Auto Tech		269.6	19	268.2	18	267.6	2	266.2	12	265.6	17	267.4
77	Leon KÖHLER	Huber Racing		269.6	12	269.6	10	269.6	4	269.6	3	268.9	11	269.5
24	Loek HARTOG	Team GP Elite		269.6	10	268.2	18	267.6	14	267.6	2	266.9	3	268.0
25	Larry TEN VOORDE	Team GP Elite		269.6	15	267.6	9	267.6	4	266.9	3	266.2	17	267.6
87	Ariel LEVI	Team Huber Racing		269.6	3	268.9	4	268.2	20	267.6	21	267.6	5	268.4
13	Alexander TAUSCHER	Huber Racing		268.9	13	267.6	14	267.6	10	267.6	4	267.6	3	267.9
99	Bastian BUUS	Allied-Racing		268.2	19	267.6	4	267.6	3	266.9	18	266.9	17	267.4
31	Sebastian FREYMUTH	Team Huber Racing		268.2	15	267.6	16	267.6	4	266.2	5	266.2	3	267.2
27	Ghislain CORDEEL	GP Elite	R	267.6	4	266.9	17	265.6	12	265.6	10	264.9	11	266.1
23	Lukas ERTL	HP Racing Int. with Huber		267.6	4	266.9	5	266.2	12	266.2	3	265.6	18	266.5
12	Harri JONES	Scherer Sport PHX	R	267.6	4	266.2	17	266.2	15	266.2	3	265.6	14	266.4
34	Theo OEVERHAUS	CarTech Motorsport Bonk	R	266.9	9	266.2	17	266.2	4	264.3	16	264.3	10	265.6
5	Sören SPRENG	GP Elite	ProAm	266.9	18	266.9	15	266.9	11	266.2	17	265.6	16	266.5
92	Luca RETTENBACHER	Huber Racing		266.9	11	266.2	9	266.2	4	265.6	17	265.6	16	266.1
40	Janne STIAK	ID Racing	R	266.9	4	264.9	17	263.6	3	263.0	16	262.4	6	264.2
88	Horst Felix FELBERMAYR	Proton Competition	R	266.9	10	266.2	19	264.9	16	264.3	12	263.6	18	265.2
28	Huib VAN EIJNDHOVEN	Team GP Elite		266.9	8	266.9	13	266.2	4	265.6	7	264.9	11	266.1
84	Ahmad ALSHEHAB	CarTech Motorsport Bonk	ProAm	266.2	17	265.6	16	265.6	10	265.6	6	265.6	4	265.7
98	Jan SEYFFERT	HP Racing Int. with Huber		265.6	21	265.6	5	264.9	20	264.9	12	264.9	9	265.2
4	Georgi DONCHEV	ProfilDoors by Huber Racing	ProAm	265.6	17	265.6	4	264.9	18	264.9	3	264.3	7	265.1
55	Lorenzo FERRARI	Proton Competition	R	265.6	18	264.9	17	262.4	12	261.7	11	261.7	10	263.3
41	Diego STIFTER	ID Racing	R	264.9	21	263.6	22	263.6	19	259.9	12	259.9	9	262.4
7	Jasin FERATI	Fach Auto Tech	R	263.6	10	263.0	3	262.4	12	261.7	14	261.7	5	262.5
44	Jonas GREIF	ProfilDoors by Huber Racing		263.0	18	260.5	19	260.5	13	259.9	14	259.2	12	260.6
22	Matteo FERRER-AZA	Scherer Sport PHX		263.0	20	262.4	15	261.7	13	261.7	8	259.9	4	261.7
54	Michael ESSMANN	CarTech Motorsport Bonk	ProAm	261.1	21	259.9	19	259.2	22	259.2	20	258.6	11	259.6
68	Tim STENDER	HRT Performance	R	261.1	17	261.1	11	258.6	16	253.8	15	253.8	12	257.7
65	Kai PFISTER	HRT Performance	ProAm	259.2	4	258.6	18	256.8	14	256.8	8	256.2	5	257.5
69	Holger HARMSSEN	HRT Performance	ProAm	254.4	10	253.2	14	253.2	6	252.6	4	250.3	19	252.7



Porsche Carrera Cup Germany 6 Hours of Spa-Francorchamps Free Practice

Best Sector Times

Sector 1			Sector 2			Sector 3			Pos	No Driver	Ideal Lap	Best Lap
Pos	No Driver	Time	No Driver	Time	No Driver	Time	Pos	No Driver				
1	19 H.KING	39.562	14 M.SCHURING	1:04.474	14 M.SCHURING	35.995	1	14 M.SCHURING	2:20.074	2:20.437	(1)	
2	14 M.SCHURING	39.605	77 L.KÖHLER	1:04.677	25 L.TEN VOORDE	36.187	2	77 L.KÖHLER	2:20.615	2:20.944	(3)	
3	99 B.BUUS	39.649	25 L.TEN VOORDE	1:04.683	77 L.KÖHLER	36.253	3	19 H.KING	2:20.689	2:20.948	(4)	
4	6 V.ANDRONACO	39.684	19 H.KING	1:04.830	8 A.FACH	36.265	4	25 L.TEN VOORDE	2:20.717	2:20.817	(2)	
5	77 L.KÖHLER	39.685	99 B.BUUS	1:04.895	19 H.KING	36.297	5	6 V.ANDRONACO	2:20.972	2:21.233	(6)	
6	24 L.HARTOG	39.702	13 A.TAUSCHER	1:04.933	6 V.ANDRONACO	36.314	6	99 B.BUUS	2:21.002	2:21.227	(5)	
7	13 A.TAUSCHER	39.759	6 V.ANDRONACO	1:04.974	99 B.BUUS	36.458	7	13 A.TAUSCHER	2:21.274	2:22.242	(10)	
8	87 A.LEVI	39.788	24 L.HARTOG	1:05.090	28 H.VAN EIJDHOVEN	36.459	8	8 A.FACH	2:21.427	2:21.502	(7)	
9	31 S.FREYMUTH	39.789	88 H.FELBERMAYR	1:05.180	31 S.FREYMUTH	36.549	9	24 L.HARTOG	2:21.479	2:22.840	(19)	
10	28 H.VAN EIJDHOVEN	39.834	12 H.JONES	1:05.191	12 H.JONES	36.552	10	12 H.JONES	2:21.609	2:21.802	(8)	
11	25 L.TEN VOORDE	39.847	8 A.FACH	1:05.223	13 A.TAUSCHER	36.582	11	28 H.VAN EIJDHOVEN	2:21.752	2:22.321	(12)	
12	12 H.JONES	39.866	34 T.OEVERHAUS	1:05.457	34 T.OEVERHAUS	36.595	12	88 H.FELBERMAYR	2:21.936	2:22.529	(15)	
13	84 A.ALSHEHAB	39.880	28 H.VAN EIJDHOVEN	1:05.459	92 L.RETTENBACHER	36.618	13	87 A.LEVI	2:21.943	2:22.192	(9)	
14	27 G.CORDEEL	39.917	87 A.LEVI	1:05.484	88 H.FELBERMAYR	36.636	14	31 S.FREYMUTH	2:22.146	2:22.286	(11)	
15	8 A.FACH	39.939	23 L.ERTL	1:05.571	87 A.LEVI	36.671	15	34 T.OEVERHAUS	2:22.207	2:22.708	(17)	
16	5 S.SPRENG	40.041	40 J.STIAK	1:05.621	24 L.HARTOG	36.687	16	92 L.RETTENBACHER	2:22.376	2:22.386	(14)	
17	92 L.RETTENBACHER	40.075	55 L.FERRARI	1:05.668	23 L.ERTL	36.689	17	23 L.ERTL	2:22.381	2:22.381	(13)	
18	88 H.FELBERMAYR	40.120	92 L.RETTENBACHER	1:05.683	84 A.ALSHEHAB	36.697	18	27 G.CORDEEL	2:22.427	2:22.594	(16)	
19	23 L.ERTL	40.121	7 J.FERATI	1:05.734	27 G.CORDEEL	36.701	19	40 J.STIAK	2:22.506	2:23.104	(22)	
20	34 T.OEVERHAUS	40.155	31 S.FREYMUTH	1:05.808	40 J.STIAK	36.730	20	84 A.ALSHEHAB	2:22.541	2:22.835	(18)	
21	40 J.STIAK	40.155	27 G.CORDEEL	1:05.809	7 J.FERATI	36.760	21	98 J.SEFFERT	2:22.926	2:22.955	(20)	
22	54 M.ESSMANN	40.174	41 D.STIFTER	1:05.866	98 J.SEFFERT	36.804	22	41 D.STIFTER	2:22.980	2:23.126	(23)	
23	98 J.SEFFERT	40.190	98 J.SEFFERT	1:05.932	44 J.GREIF	36.845	23	7 J.FERATI	2:23.005	2:23.005	(21)	
24	41 D.STIFTER	40.193	84 A.ALSHEHAB	1:05.964	54 M.ESSMANN	36.868	24	54 M.ESSMANN	2:23.141	2:23.384	(24)	
25	4 G.DONCHEV	40.298	54 M.ESSMANN	1:06.099	5 S.SPRENG	36.892	25	5 S.SPRENG	2:23.271	2:23.488	(26)	
26	44 J.GREIF	40.377	4 G.DONCHEV	1:06.106	4 G.DONCHEV	36.904	26	4 G.DONCHEV	2:23.308	2:23.485	(25)	
27	7 J.FERATI	40.511	5 S.SPRENG	1:06.338	41 D.STIFTER	36.921	27	55 L.FERRARI	2:23.409	2:24.404	(28)	
28	55 L.FERRARI	40.532	44 J.GREIF	1:06.343	68 T.STENDER	37.159	28	44 J.GREIF	2:23.565	2:23.747	(27)	
29	68 T.STENDER	40.540	68 T.STENDER	1:06.714	55 L.FERRARI	37.209	29	68 T.STENDER	2:24.413	2:24.711	(29)	
30	22 M.FERRER-AZA	40.618	22 M.FERRER-AZA	1:06.922	22 M.FERRER-AZA	37.237	30	22 M.FERRER-AZA	2:24.777	2:24.777	(30)	
31	65 K.PFISTER	41.238	65 K.PFISTER	1:07.714	65 K.PFISTER	37.729	31	65 K.PFISTER	2:26.681	2:26.889	(31)	
32	69 H.HARMSSEN	42.010	69 H.HARMSSEN	1:10.127	69 H.HARMSSEN	38.624	32	69 H.HARMSSEN	2:30.761	2:30.853	(32)	




Porsche Carrera Cup Germany 6 Hours of Spa-Francorchamps Free Practice

Sector Analysis

— Invalidated Lap ■ Personal Best ■ Session Best B Crossing the pit lane

Lap	Time	Sector 1	Sector 2	Sector 3	Kph	Elapsed	Lap	Time	Sector 1	Sector 2	Sector 3	Kph	Elapsed
4 Georgi DONCHEV BGR													
ProfilDoors by Huber Racing Porsche 911 GT3 Cup (Type 992)													
1	3:11.479	1:16.713	1:11.223	43.543	129.4	3:11.479	10	2:24.156	40.447	1:06.420	37.289	174.9	31:34.426
2	2:25.026	40.774	1:06.476	37.776	173.9	5:36.505	11	2:23.803	40.122	1:06.545	37.136	175.3	33:58.229
3	2:23.838	40.684	1:06.106	37.048	175.3	8:00.343	12	2:31.007 B	40.137	1:07.146	43.724	167.0	36:29.236
4	2:26.364	40.444	1:07.114	38.806	172.3	10:26.707	13	14:47.541	...	1:16.060	47.111	28.4	51:16.777
5	2:24.890	40.716	1:06.851	37.323	174.0	12:51.597	14	2:30.722	42.710	1:09.112	38.900	167.3	53:47.499
6	2:25.446	40.657	1:07.165	37.624	173.4	15:17.043	15	2:21.100	39.696	1:05.090	36.314	178.7	56:08.599
7	2:24.802	40.442	1:06.956	37.404	174.1	17:41.845	16	2:21.819	39.804	1:05.381	36.634	177.8	58:30.418
8	2:33.436 B	41.141	1:07.703	44.592	164.3	20:15.281	17	2:22.162	39.667	1:05.692	36.803	177.4	1:00:52.580
9	7:08.261	5:19.767	1:07.788	40.706	58.9	27:23.542							
10	2:30.709	41.498	1:11.322	37.889	167.3	29:54.251							
11	2:26.767	40.816	1:08.404	37.547	171.8	32:21.018							
12	2:26.408	40.718	1:07.824	37.866	172.2	34:47.426							
13	2:34.200 B	41.190	1:07.428	45.582	163.5	37:21.626							
14	9:09.644	7:13.986	1:11.010	44.648	45.9	46:31.270							
15	2:37.080	42.912	1:11.299	42.869	160.5	49:08.350							
16	2:24.391	40.661	1:06.776	36.954	174.6	51:32.741							
17	2:23.485	40.368	1:06.213	36.904	175.7	53:56.226							
18	2:24.315	40.298	1:06.727	37.290	174.7	56:20.541							
19	2:26.440	40.399	1:06.751	39.290	172.2	58:46.981							
20	2:27.732	40.679	1:06.886	40.167	170.7	1:01:14.713							
5 Sören SPRENG DEU													
GP Elite Porsche 911 GT3 Cup (Type 992)													
1	3:23.036	1:27.924	1:12.619	42.493	122.0	3:23.036	10	2:26.527	40.593	1:07.688	38.246	172.1	10:06.102
2	2:26.890	41.299	1:07.891	37.700	171.7	5:49.926	11	2:26.527	40.593	1:07.688	38.246	172.1	10:06.102
3	2:24.165	40.474	1:06.750	36.941	174.9	8:14.091	12	2:24.987	40.934	1:06.557	37.496	173.9	12:31.089
4	2:24.564	40.447	1:06.973	37.144	174.4	10:38.655	13	5:18.024 B	41.007	1:06.816	3:30.201	79.3	17:49.113
5	2:25.406	40.389	1:07.391	37.626	173.4	13:04.061	14	2:56.045	1:10.174	1:08.120	37.751	143.2	20:45.158
6	2:33.577 B	40.664	1:07.128	45.785	164.2	15:37.638	15	2:26.535	41.410	1:07.390	37.735	172.1	23:11.693
7	6:55.180	5:08.386	1:07.802	38.992	60.7	22:32.818	16	2:26.751	41.221	1:07.943	37.587	171.8	25:38.444
8	2:26.682	40.959	1:08.128	37.595	171.9	24:59.500	17	2:26.150	40.867	1:07.802	37.481	172.5	28:04.594
9	2:26.378	40.635	1:07.192	38.551	172.3	27:25.878	18	2:25.913	41.160	1:07.127	37.626	172.8	30:30.507
10	2:26.436	40.693	1:08.452	37.291	172.2	29:52.314	19	2:27.256	41.041	1:07.451	38.764	171.2	32:57.763
11	2:25.778	40.368	1:07.846	37.564	173.0	32:18.092	20	2:26.348	41.189	1:07.404	37.755	172.3	35:24.111
12	2:35.115 B	40.960	1:07.938	46.217	162.6	34:53.207	21	5:19.249 B	41.030	1:08.962	3:29.257	79.0	40:43.360
13	12:08.091	...	1:14.842	38.831	34.6	47:01.298	22	2:48.378	59.690	1:10.488	38.200	149.7	43:31.738
14	2:24.823	40.818	1:06.848	37.157	174.1	49:26.121	23	2:31.111	41.112	1:07.610	42.389	166.9	46:02.849
15	2:23.572	40.041	1:06.338	37.193	175.6	51:49.693	24	2:24.365	41.248	1:05.854	37.263	174.7	48:27.214
16	2:23.488	40.098	1:06.498	36.892	175.7	54:13.181	25	12:53.660 B	40.315	1:05.957	...	32.6	1:01:20.874
17	2:24.432	40.127	1:06.982	37.323	174.6	56:37.613							
18	2:25.684	40.106	1:07.048	38.530	173.1	59:03.297							
19	2:25.460	40.388	1:07.044	38.028	173.3	1:01:28.757							
6 Vincent ANDRONACO DEU													
Allied-Racing Porsche 911 GT3 Cup (Type 992)													
1	4:55.657	3:00.200	1:13.096	42.361	83.8	4:55.657							
2	2:21.233	39.801	1:04.974	36.458	178.5	7:16.890							
3	2:22.732	39.684	1:06.459	36.589	176.7	9:39.622							
4	2:33.278 B	39.878	1:05.781	47.619	164.5	12:12.900							
5	7:23.152	5:38.609	1:07.319	37.224	56.9	19:36.052							
6	2:23.240	40.178	1:06.168	36.894	176.0	21:59.292							
7	2:23.509	40.192	1:06.220	37.097	175.7	24:22.801							
8	2:23.837	40.322	1:06.266	37.249	175.3	26:46.638							
9	2:23.632	40.149	1:06.357	37.126	175.5	29:10.270							
7 Jasin FERATI CHE													
Fach Auto Tech Porsche 911 GT3 Cup (Type 992)													
1	2:52.080	1:01.579	1:09.365	41.136	144.0	2:52.080							
2	2:24.490	40.795	1:06.398	37.297	174.5	5:16.570							
3	2:23.005	40.511	1:05.734	36.760	176.3	7:39.575							
4	2:26.527	40.593	1:07.688	38.246	172.1	10:06.102							
5	2:24.987	40.934	1:06.557	37.496	173.9	12:31.089							
6	5:18.024 B	41.007	1:06.816	3:30.201	79.3	17:49.113							
7	2:56.045	1:10.174	1:08.120	37.751	143.2	20:45.158							
8	2:26.535	41.410	1:07.390	37.735	172.1	23:11.693							
9	2:26.751	41.221	1:07.943	37.587	171.8	25:38.444							
10	2:26.150	40.867	1:07.802	37.481	172.5	28:04.594							
11	2:25.913	41.160	1:07.127	37.626	172.8	30:30.507							
12	2:27.256	41.041	1:07.451	38.764	171.2	32:57.763							
13	2:26.348	41.189	1:07.404	37.755	172.3	35:24.111							
14	5:19.249 B	41.030	1:08.962	3:29.257	79.0	40:43.360							
15	2:48.378	59.690	1:10.488	38.200	149.7	43:31.738							
16	2:31.111	41.112	1:07.610	42.389	166.9	46:02.849							
17	2:24.365	41.248	1:05.854	37.263	174.7	48:27.214							
18	12:53.660 B	40.315	1:05.957	...	32.6	1:01:20.874							
8 Alexander FACH CHE													
Fach Auto Tech Porsche 911 GT3 Cup (Type 992)													
1	5:17.828	3:22.476	1:16.129	39.223	78.0	5:17.828							
2	2:23.813	40.506	1:05.769	37.538	175.3	7:41.641							
3	2:22.313	39.939	1:05.750	36.624	177.2	10:03.954							
4	2:24.131	39.974	1:06.531	37.626	174.9	12:28.085							
5	2:33.212 B	40.275	1:06.070	46.867	164.6	15:01.297							
6	5:02.516	3:13.802	1:06.668	42.046	83.3	20:03.813							
7	2:24.137	40.035	1:06.703	37.399	174.9	22:27.950							
8	2:23.919	40.310	1:06.537	37.072	175.2	24:51.869							
9	2:23.879	40.200	1:06.559	37.120	175.2	27:15.748							
10	2:24.165	39.983	1:06.993	37.189	174.9	29:39.913							
11	2:24.877	40.765	1:07.070	37.042	174.0	32:04.790							
12	2:23.948	40.130	1:06.854	36.964	175.2	34:28.738							
13	2:25.050	40.117	1:07.479	37.454	173.8	36:53.788							
14	2:34.104 B	40.396	1:07.020	46.688	163.6	39:27.892							
15	5:14.815	3:20.339	1:14.050	40.426	80.1	44:42.707							
16	2:30.171	42.081	1:08.368	39.722	167.9	47:12.878							
17	2:21.502	40.014	1:05.223	36.265	178.2	49:34.380							
18	2:21.944	39.674	1:05.977	36.293	177.6	51:56.324							
19	2:32.498 B	40.672	1:05.901	45.925	165.3	54:28.822							
12 Harri JONES AUS													
Scherer Sport PHX Porsche 911 GT3 Cup (Type 992)													
1	3:18.586	1:18.364	1:11.989	48.233	124.8	3:18.586							
2	2:22.728	40.312	1:05.864	36.552	176.7	5:41.314							
3	2:22.764	40.013	1:05.604	37.147	176.6	8:04.078							



Porsche Carrera Cup Germany 6 Hours of Spa-Francorchamps Free Practice

Sector Analysis

— Invalidated Lap ■ Personal Best ■ Session Best B Crossing the pit lane

Lap	Time	Sector 1	Sector 2	Sector 3	Kph	Elapsed	Lap	Time	Sector 1	Sector 2	Sector 3	Kph	Elapsed
4	2:23.378	40.112	1:06.125	37.141	175.9	10:27.456	19	2:32.384 B	39.648	1:08.705	44.031	165.5	54:24.259
5	2:33.731 B	40.358	1:07.897	45.476	164.0	13:01.187	19 Harry KING GBR						
6	4:48.742	3:02.785	1:08.078	37.879	87.3	17:49.929	Allied-Racing Porsche 911 GT3 Cup (Type 992)						
7	2:25.237	40.528	1:06.978	37.731	173.6	20:15.166	1	2:42.108	51.473	1:10.774	39.861	152.8	2:42.108
8	2:33.905 B	40.633	1:07.424	45.848	163.8	22:49.071	2	2:21.346	40.181	1:04.830	36.335	178.4	5:03.454
9	6:35.200	4:50.200	1:07.355	37.645	63.8	29:24.271	3	2:21.255	39.562	1:05.243	36.450	178.5	7:24.709
10	2:25.498	40.744	1:07.297	37.457	173.3	31:49.769	4	2:21.765	39.793	1:05.387	36.585	177.9	9:46.474
11	2:31.299 B	40.470	1:06.736	44.093	166.7	34:21.068	5	2:32.560 B	39.854	1:06.765	45.941	165.3	12:19.034
12	7:13.264	5:19.580	1:13.107	40.577	58.2	41:34.332	6	6:22.765	4:31.330	1:11.307	40.128	65.9	18:41.799
13	2:27.072	41.717	1:07.790	37.565	171.4	44:01.404	7	2:24.514	40.565	1:06.513	37.436	174.5	21:06.313
14	2:22.900	40.302	1:05.859	36.739	176.4	46:24.304	8	2:23.681	40.412	1:06.382	36.887	175.5	23:29.994
15	2:21.802	40.007	1:05.191	36.604	177.8	48:46.106	9	2:23.119	40.081	1:06.188	36.850	176.2	25:53.113
16	2:21.632	39.917	1:05.371	36.344	178.0	51:07.738	10	2:23.359	40.410	1:06.018	36.931	175.9	28:16.472
17	2:23.133	39.866	1:06.353	36.914	176.2	53:30.871	11	2:25.367	40.166	1:07.921	37.280	173.5	30:41.839
18	2:23.236	40.022	1:06.127	37.087	176.0	55:54.107	12	2:23.514	39.981	1:06.378	37.155	175.7	33:05.353
19	2:27.278	40.254	1:07.968	39.056	171.2	58:21.385	13	2:28.502	40.001	1:08.261	40.240	169.8	35:33.855
20	2:36.234 B	43.018	1:08.885	44.331	161.4	1:00:57.619	14	2:23.897	40.291	1:06.489	37.117	175.2	37:57.752


13 Alexander TAUSCHER DEU						
Huber Racing Porsche 911 GT3 Cup (Type 992)						
1	3:28.594	1:32.031	1:13.468	43.095	118.8	3:28.594
2	2:40.085	43.809	1:10.036	46.240	157.5	6:08.679
3	2:22.242	40.356	1:05.173	36.713	177.3	8:30.921
4	2:31.286	40.322	1:05.729	45.235	166.7	11:02.207
5	2:22.923	40.166	1:05.729	37.028	176.4	13:25.130
6	2:32.790 B	40.527	1:07.812	44.451	165.0	15:57.920
7	11:05.747	9:21.773	1:06.577	37.397	37.9	27:03.667
8	2:24.214	40.441	1:06.380	37.393	174.8	29:27.881
9	2:26.928	40.459	1:07.017	39.452	171.6	31:54.809
10	2:31.186 B	40.444	1:06.614	44.128	166.8	34:25.995
11	12:03.981	...	1:11.288	45.807	34.8	46:29.976
12	2:23.976	41.438	1:05.956	36.582	175.1	48:53.952
13	2:21.440	39.905	1:04.933	36.602	178.3	51:15.392
14	2:27.098	39.759	1:05.535	41.804	171.4	53:42.490
15	2:22.858	40.052	1:05.916	36.890	176.5	56:05.348
16	2:30.211 B	40.144	1:06.054	44.013	167.9	58:35.559

14 Morris SCHURING NLD						
Fach Auto Tech Porsche 911 GT3 Cup (Type 992)						
1	2:50.687	58.503	1:10.455	41.729	145.1	2:50.687
2	2:21.756	40.076	1:05.173	36.507	177.9	5:12.443
3	2:21.129	39.605	1:05.224	36.300	178.7	7:33.572
4	2:31.435 B	40.283	1:05.272	45.880	166.5	10:05.007
5	5:10.054	3:13.940	1:12.398	43.716	81.3	15:15.061
6	2:23.277	40.527	1:05.894	36.856	176.0	17:38.338
7	2:22.830	40.087	1:05.954	36.789	176.5	20:01.168
8	2:25.474	40.482	1:06.934	38.058	173.3	22:26.642
9	2:23.580	40.331	1:06.282	36.967	175.6	24:50.222
10	2:23.466	40.263	1:06.362	36.841	175.7	27:13.688
11	2:24.941	40.253	1:07.516	37.172	174.0	29:38.629
12	2:23.065	40.104	1:06.022	36.939	176.2	32:01.694
13	2:23.627	40.118	1:06.440	37.069	175.6	34:25.321
14	2:32.331 B	40.396	1:06.314	45.621	165.5	36:57.652
15	7:41.941	5:46.308	1:15.291	40.342	54.6	44:39.593
16	2:31.334	41.392	1:08.150	41.792	166.6	47:10.927
17	2:20.511	40.042	1:04.474	35.995	179.4	49:31.438
18	2:20.437	39.635	1:04.650	36.152	179.5	51:51.875

19 Harry KING GBR						
Allied-Racing Porsche 911 GT3 Cup (Type 992)						
1	2:42.108	51.473	1:10.774	39.861	152.8	2:42.108
2	2:21.346	40.181	1:04.830	36.335	178.4	5:03.454
3	2:21.255	39.562	1:05.243	36.450	178.5	7:24.709
4	2:21.765	39.793	1:05.387	36.585	177.9	9:46.474
5	2:32.560 B	39.854	1:06.765	45.941	165.3	12:19.034
6	6:22.765	4:31.330	1:11.307	40.128	65.9	18:41.799
7	2:24.514	40.565	1:06.513	37.436	174.5	21:06.313
8	2:23.681	40.412	1:06.382	36.887	175.5	23:29.994
9	2:23.119	40.081	1:06.188	36.850	176.2	25:53.113
10	2:23.359	40.410	1:06.018	36.931	175.9	28:16.472
11	2:25.367	40.166	1:07.921	37.280	173.5	30:41.839
12	2:23.514	39.981	1:06.378	37.155	175.7	33:05.353
13	2:28.502	40.001	1:08.261	40.240	169.8	35:33.855
14	2:23.897	40.291	1:06.489	37.117	175.2	37:57.752
15	2:33.722 B	42.297	1:06.594	44.831	164.0	40:31.474
16	9:48.417	7:51.341	1:15.799	41.277	42.9	50:19.891
17	2:29.170	41.683	1:08.635	38.852	169.0	52:49.061
18	2:21.105	39.913	1:04.838	36.354	178.7	55:10.166
19	2:20.948	39.779	1:04.872	36.297	178.9	57:31.114
20	2:26.629	39.739	1:08.258	38.632	172.0	59:57.743
21	2:32.752 B	40.247	1:05.897	46.608	165.1	1:02:30.495

22 Matteo FERRER-AZA CHE						
Scherer Sport PHX Porsche 911 GT3 Cup (Type 992)						
1	3:04.453	1:12.530	1:12.965	38.958	134.3	3:04.453
2	2:25.765	41.225	1:07.091	37.449	173.0	5:30.218
3	2:24.777	40.618	1:06.922	37.237	174.2	7:54.995
4	2:34.775 B	41.253	1:07.582	45.940	162.9	10:29.770
5	5:26.669	3:39.258	1:09.371	38.040	77.2	15:56.439
6	2:27.408	41.020	1:07.550	38.838	171.1	18:23.847
7	2:26.357	41.266	1:07.448	37.643	172.3	20:50.204
8	2:25.623	40.902	1:07.280	37.441	173.1	23:15.827
9	2:37.387 B	42.181	1:09.322	45.884	160.2	25:53.214
10	5:02.254	3:12.171	1:09.372	40.711	83.4	30:55.468
11	2:28.633	41.171	1:08.691	38.771	169.6	33:24.101
12	2:27.375	41.673	1:07.873	37.829	171.1	35:51.476
13	2:26.349	40.847	1:07.581	37.921	172.3	38:17.825
14	2:26.838	41.158	1:07.568	38.112	171.7	40:44.663
15	2:25.593	40.872	1:07.220	37.501	173.2	43:10.256
16	2:41.251 B	42.882	1:10.691	47.678	156.4	45:51.507
17	7:42.842	5:50.947	1:09.751	42.144	54.5	53:34.349
18	2:28.154	41.048	1:08.432	38.674	170.2	56:02.503
19	2:26.036	40.662	1:07.610	37.764	172.7	58:28.539
20	2:31.687	40.893	1:10.104	40.690	166.2	1:01:00.226

23 Lukas ERTL DEU						
HP Racing Int. with Huber Porsche 911 GT3 Cup (Type 992)						
1	2:49.023	56.988	1:10.306	41.729	146.6	2:49.023
2	2:24.173	40.374	1:06.048	37.751	174.9	5:13.196
3	2:24.150	40.197	1:06.812	37.141	174.9	7:37.346
4	2:24.000	40.276	1:06.407	37.317	175.1	10:01.346
5	2:24.195	40.384	1:06.636	37.175	174.9	12:25.541
6	2:24.622	40.400	1:06.732	37.490	174.3	14:50.163




Porsche Carrera Cup Germany 6 Hours of Spa-Francorchamps Free Practice

Sector Analysis

— Invalidated Lap ■ Personal Best ■ Session Best B Crossing the pit lane

Lap	Time	Sector 1	Sector 2	Sector 3	Kph	Elapsed	Lap	Time	Sector 1	Sector 2	Sector 3	Kph	Elapsed
24 Loek HARTOG NLD Team GP Elite Porsche 911 GT3 Cup (Type 992)													
1	4:48.542	2:55.146	1:12.190	41.206	85.9	4:48.542							
2	<u>2:21.167</u>	39.702	1:05.090	36.375	178.6	7:09.709							
3	<u>2:21.841</u>	39.724	1:05.387	36.730	177.8	9:31.550							
4	2:32.245B	40.436	1:07.774	44.035	165.6	12:03.795							
5	5:06.894	3:21.430	1:06.577	38.887	82.2	17:10.689							
6	<u>2:23.455</u>	40.138	1:06.354	36.963	175.8	19:34.144							
7	<u>2:31.528B</u>	40.314	1:06.436	44.778	166.4	22:05.672							
8	5:12.381	3:28.017	1:06.957	37.407	80.7	27:18.053							
9	2:24.441	40.503	1:06.642	37.296	174.6	29:42.494							
10	2:31.542B	40.127	1:07.423	43.992	166.4	32:14.036							
11	4:14.994	2:31.114	1:06.811	37.069	98.9	36:29.030							
12	2:31.224B	40.502	1:07.026	43.696	166.7	39:00.254							
13	4:43.127	2:57.328	1:06.981	38.818	89.1	43:43.381							
14	2:30.765B	40.256	1:06.670	43.839	167.2	46:14.146							
15	6:55.121	5:03.625	1:13.089	38.407	60.7	53:09.267							
16	3:03.558	50.787	1:19.802	52.969	137.4	56:12.825							
17	2:22.840	40.785	1:05.368	36.687	176.5	58:35.665							
18	<u>2:21.957</u>	39.662	1:05.515	36.780	177.6	1:00:57.622							
25 Larry TEN VOORDE NLD Team GP Elite Porsche 911 GT3 Cup (Type 992)													
1	2:47.356	55.810	1:10.269	41.277	148.0	2:47.356							
2	2:21.477	40.013	1:05.137	36.327	178.2	5:08.833							
3	2:21.398	39.941	1:05.131	36.326	178.3	7:30.231							
4	2:22.463	39.847	1:05.741	36.875	177.0	9:52.694							
5	2:33.775B	40.204	1:07.885	45.686	164.0	12:26.469							
6	6:27.089	4:42.719	1:07.162	37.208	65.1	18:53.558							
7	<u>2:32.340B</u>	40.423	1:06.248	45.669	165.5	21:25.898							
8	6:57.900	5:13.715	1:06.721	37.464	60.3	28:23.798							
9	2:31.865B	40.325	1:06.804	44.736	166.0	30:55.663							
10	5:03.649	3:19.013	1:07.186	37.450	83.0	35:59.312							
11	2:32.388B	40.476	1:06.946	44.966	165.5	38:31.700							
12	6:05.161	4:11.149	1:14.271	39.741	69.0	44:36.861							
13	2:31.023	41.482	1:07.603	41.938	167.0	47:07.884							
14	2:20.817	39.947	1:04.683	36.187	179.1	49:28.701							
15	<u>2:30.156B</u>	39.578	1:05.133	45.445	167.9	51:58.857							
16	5:25.966	3:43.057	1:06.160	36.749	77.4	57:24.823							
17	<u>2:31.214B</u>	39.808	1:05.808	45.598	166.7	59:56.037							
27 Ghislain CORDEEL BEL GP Elite Porsche 911 GT3 Cup (Type 992)													
1	3:19.596	1:22.692	1:12.323	44.581	124.1	3:19.596							
2	2:23.234	40.491	1:05.867	36.876	176.0	5:42.830							
3	2:22.925	39.917	1:06.134	36.874	176.4	8:05.755							
4	2:23.963	40.029	1:06.756	37.178	175.1	10:29.718							
5	2:32.737B	40.365	1:07.508	44.864	165.1	13:02.455							
6	6:53.602	5:08.844	1:07.042	37.716	61.0	19:56.057							
7	2:27.558	40.612	1:08.514	38.432	170.9	22:23.615							
8	<u>2:31.914B</u>	40.476	1:07.413	44.025	166.0	24:55.529							
9	<u>5:13.401</u>	3:27.375	1:07.378	38.648	80.5	30:08.930							
10	2:25.494	40.447	1:07.353	37.694	173.3	32:34.424							
11	<u>2:25.726</u>	40.529	1:07.583	37.614	173.0	35:00.150							
12	<u>2:27.633</u>	40.320	1:08.186	39.127	170.8	37:27.783							
13	<u>2:33.846B</u>	40.575	1:07.248	46.023	163.9	40:01.629							
14	14:40.015	...	1:14.006	45.277	28.7	54:41.644							
15	2:39.658	46.517	1:09.370	43.771	157.9	57:21.302							
16	2:23.016	40.195	1:05.931	36.890	176.3	59:44.318							
17	2:22.594	40.084	1:05.809	36.701	176.8	1:02:06.912							
28 Huub VAN EIJNDHOVEN NLD Team GP Elite Porsche 911 GT3 Cup (Type 992)													
1	4:42.042	2:50.826	1:09.542	41.674	87.8	4:42.042							
2	2:22.321	40.141	1:05.721	36.459	177.2	7:04.363							
3	2:22.491	39.834	1:05.792	36.865	177.0	9:26.854							
4	2:30.684B	39.989	1:06.232	44.463	167.3	11:57.538							
5	8:27.382	6:42.985	1:06.787	37.610	49.7	20:24.920							
6	<u>2:24.146</u>	40.438	1:06.719	36.989	174.9	22:49.066							
7	<u>2:25.418</u>	40.285	1:07.182	37.951	173.4	25:14.484							
8	2:32.262B	40.247	1:06.957	45.058	165.6	27:46.746							
9	15:17.691	...	1:15.349	41.698	27.5	43:04.437							
10	2:35.183	45.171	1:08.724	41.288	162.5	45:39.620							
11	2:26.941	40.313	1:07.900	38.728	171.6	48:06.561							
12	2:22.759	40.145	1:06.024	36.590	176.6	50:29.320							
13	<u>2:21.774</u>	39.744	1:05.459	36.571	177.8	52:51.094							
14	<u>2:22.687</u>	39.822	1:05.985	36.880	176.7	55:13.781							
15	<u>2:37.799B</u>	39.960	1:06.162	51.677	159.8	57:51.580							
31 Sebastian FREYMUTH DEU Team Huber Racing Porsche 911 GT3 Cup (Type 992)													
1	3:07.507	1:17.348	1:09.519	40.640	132.1	3:07.507							
2	2:23.132	40.135	1:06.128	36.869	176.2	5:30.639							
3	2:22.351	39.994	1:05.808	36.549	177.1	7:52.990							
4	<u>2:23.440</u>	40.134	1:06.253	37.053	175.8	10:16.430							
5	2:24.983	40.463	1:06.912	37.608	173.9	12:41.413							
6	<u>2:25.612</u>	40.352	1:07.739	37.521	173.2	15:07.025							
7	2:33.870B	41.077	1:07.552	45.241	163.9	17:40.895							
8	5:28.735	3:43.788	1:07.474	37.473	76.7	23:09.630							
9	2:24.869	40.458	1:07.105	37.306	174.0	25:34.499							
10	2:24.907	40.657	1:06.897	37.353	174.0	27:59.406							
11	2:25.429	40.483	1:07.215	37.731	173.4	30:24.835							
12	2:33.436B	40.340	1:08.532	44.564	164.3	32:58.271							
13	13:52.499	...	1:09.773	38.409	30.3	46:50.770							
14	2:26.370	40.093	1:06.641	39.636	172.3	49:17.140							
15	2:22.286	39.789	1:05.858	36.639	177.2	51:39.426							
16	2:29.781B	39.875	1:05.987	43.919	168.3	54:09.207							




Porsche Carrera Cup Germany 6 Hours of Spa-Francorchamps Free Practice

Sector Analysis

— Invalidated Lap ■ Personal Best ■ Session Best B Crossing the pit lane

Lap	Time	Sector 1	Sector 2	Sector 3	Kph	Elapsed	Lap	Time	Sector 1	Sector 2	Sector 3	Kph	Elapsed		
34 Theo OEVERHAUS DEU CarTech Motorsport Bank Porsche 911 GT3 Cup (Type 992)							10	2:37.628	B	40.851	1:09.521	47.256	160.0	25:07.141	
1	3:48.696	1:40.903	1:22.939	44.854	108.3	3:48.696	11	5:55.266	4:07.999	1:09.361	37.906	71.0	31:02.407		
2	2:37.110	48.227	1:11.725	37.158	160.5	6:25.806	12	2:26.961	40.749	1:07.866	38.346	171.6	33:29.368		
3	2:22.708	40.656	1:05.457	36.595	176.7	8:48.514	13	2:26.783	40.918	1:07.802	38.063	171.8	35:56.151		
4	2:23.421	40.155	1:06.520	36.746	175.8	11:11.935	14	2:27.718	40.700	1:07.554	39.464	170.7	38:23.869		
5	2:22.973	40.243	1:05.962	36.768	176.4	13:34.908	15	2:27.123	40.815	1:07.813	38.495	171.4	40:50.992		
6	2:31.780	B	40.181	1:06.256	45.343	166.1	16:06.688	16	2:35.381	B	40.807	1:07.741	46.833	162.3	43:26.373
7	4:40.754	2:56.516	1:06.828	37.410	89.8	20:47.442	17	5:02.039	3:07.705	1:12.539	41.795	83.5	48:28.412		
8	2:24.717	40.465	1:06.876	37.376	174.2	23:12.159	18	2:25.762	41.075	1:07.633	37.054	173.0	50:54.174		
9	2:24.402	40.527	1:06.760	37.115	174.6	25:36.561	19	2:23.126	40.225	1:05.866	37.035	176.2	53:17.300		
10	2:30.725	B	40.482	1:06.722	43.521	167.3	28:07.286	20	2:23.291	40.274	1:06.096	36.921	176.0	55:40.591	
11	8:47.437	B	6:53.235	1:08.428	45.774	47.8	36:54.723	21	2:23.708	40.193	1:06.399	37.116	175.5	58:04.299	
12	4:44.669	B	2:51.930	1:08.291	44.448	88.6	41:39.392	22	2:24.611	40.150	1:06.648	37.813	174.4	1:00:28.910	
13	10:18.527	8:25.109	1:14.390	39.028	40.8	51:57.919									
14	2:24.577	40.674	1:06.847	37.056	174.4	54:22.496	44 Jonas GREIF DEU ProfilDoors by Huber Racing Porsche 911 GT3 Cup (Type 992)								
15	2:23.728	40.307	1:06.505	36.916	175.4	56:46.224	1	3:57.056	1:59.774	1:11.970	45.312	104.5	3:57.056		
16	2:23.495	40.278	1:06.205	37.012	175.7	59:09.719	2	2:29.764	42.457	1:09.810	37.497	168.4	6:26.820		
17	2:24.193	40.158	1:06.804	37.231	174.9	1:01:33.912	3	2:23.747	40.559	1:06.343	36.845	175.4	8:50.567		
							4	2:25.503	40.431	1:07.451	37.621	173.3	11:16.070		
							5	2:28.063	40.705	1:07.192	40.166	170.3	13:44.133		
							6	2:33.131	B	40.669	1:07.749	44.713	164.7	16:17.264	
							7	11:12.946	9:26.016	1:08.715	38.215	37.5	27:30.210		
							8	2:28.461	41.339	1:09.026	38.096	169.8	29:58.671		
							9	2:28.275	41.366	1:09.077	37.832	170.0	32:26.946		
							10	2:28.994	40.990	1:09.274	38.730	169.2	34:55.940		
							11	2:28.031	41.199	1:08.794	38.038	170.3	37:23.971		
							12	2:27.975	41.139	1:08.369	38.467	170.4	39:51.946		
							13	2:26.419	40.879	1:07.962	37.578	172.2	42:18.365		
							14	2:33.391	B	40.945	1:07.914	44.532	164.4	44:51.756	
							15	5:22.922	3:25.496	1:14.187	43.239	78.1	50:14.678		
							16	2:35.630	44.184	1:11.919	39.527	162.0	52:50.308		
							17	2:25.132	40.682	1:07.515	36.935	173.7	55:15.440		
							18	2:23.819	40.423	1:06.425	36.971	175.3	57:39.259		
							19	2:24.122	40.377	1:06.588	37.157	175.0	1:00:03.381		
							54 Michael ESSMANN DEU CarTech Motorsport Bank Porsche 911 GT3 Cup (Type 992)								
							1	3:28.100	1:20.253	1:21.697	46.150	119.1	3:28.100		
							2	2:34.369	45.245	1:10.492	38.632	163.3	6:02.469		
							3	2:27.842	41.140	1:08.766	37.936	170.5	8:30.311		
							4	2:26.953	41.367	1:07.915	37.671	171.6	10:57.264		
							5	2:26.389	40.778	1:07.773	37.838	172.2	13:23.653		
							6	2:28.452	41.284	1:08.267	38.901	169.8	15:52.105		
							7	2:25.953	41.074	1:07.258	37.621	172.8	18:18.058		
							8	2:33.464	B	41.001	1:07.354	45.109	164.3	20:51.522	
							9	4:36.322	2:50.616	1:07.907	37.799	91.2	25:27.844		
							10	2:26.589	41.380	1:07.697	37.512	172.0	27:54.433		
							11	2:27.326	40.749	1:07.924	38.653	171.1	30:21.759		
							12	2:26.414	40.619	1:07.433	38.362	172.2	32:48.173		
							13	2:25.633	40.594	1:07.078	37.961	173.1	35:13.806		
							14	2:26.383	40.997	1:07.626	37.760	172.2	37:40.189		
							15	2:27.804	40.865	1:08.237	38.702	170.6	40:07.993		
							16	2:33.922	B	41.031	1:07.704	45.187	163.8	42:41.915	
							17	6:29.577	4:31.770	1:18.394	39.413	64.7	49:11.492		
							18	2:29.562	41.897	1:10.062	37.603	168.6	51:41.054		
							19	2:26.149	40.328	1:08.513	37.308	172.5	54:07.203		
40 Janne STIAK DEU ID Racing Porsche 911 GT3 Cup (Type 992)															
1	2:54.463	1:03.986	1:10.912	39.565	142.0	2:54.463									
2	2:27.063	41.052	1:06.779	39.232	171.5	5:21.526									
3	2:22.725	40.410	1:05.621	36.694	176.7	7:44.251									
4	2:23.359	40.155	1:06.107	37.097	175.9	10:07.610									
5	2:25.837	40.464	1:07.903	37.470	172.9	12:33.447									
6	2:24.514	40.389	1:07.032	37.093	174.5	14:57.961									
7	2:24.746	40.554	1:06.845	37.347	174.2	17:22.707									
8	2:24.739	40.597	1:07.013	37.129	174.2	19:47.446									
9	2:25.984	40.746	1:07.237	38.001	172.7	22:13.430									
10	2:26.080	41.291	1:07.517	37.272	172.6	24:39.510									
11	2:25.587	40.779	1:07.303	37.505	173.2	27:05.097									
12	2:34.417	B	40.828	1:07.822	45.767	163.3	29:39.514								
13	6:41.357	4:49.965	1:13.624	37.768	62.8	36:20.871									
14	2:26.124	40.583	1:07.916	37.625	172.6	38:46.995									
15	2:25.885	40.843	1:07.688	37.354	172.8	41:12.880									
16	2:26.405	40.683	1:08.009	37.713	172.2	43:39.285									
17	2:25.536	40.517	1:07.458	37.561	173.3	46:04.821									
18	2:32.594	B	40.687	1:07.115	44.792	165.2	48:37.415								
19	4:23.789	2:31.559	1:13.161	39.069	95.6	53:01.204									
20	2:26.534	41.815	1:06.946	37.773	172.1	55:27.738									
21	2:23.104	40.356	1:06.018	36.730	176.2	57:50.842									
22	2:22.466	39.989	1:05.698	36.779	177.0	1:00:13.308									
41 Diego STIFTER ITA ID Racing Porsche 911 GT3 Cup (Type 992)															
1	2:52.825	56.742	1:12.037	44.046	143.4	2:52.825									
2	2:26.209	41.651	1:07.296	37.262	172.5	5:19.034									
3	2:24.224	40.705	1:06.287	37.232	174.8	7:43.258									
4	2:23.796	40.353	1:06.297	37.146	175.3	10:07.054									
5	2:28.724	41.692	1:08.213	38.819	169.5	12:35.778									
6	2:29.028	41.312	1:08.777	38.939	169.2	15:04.806									
7	2:26.608	40.935	1:07.618	38.055	172.0	17:31.414									
8	2:26.595	40.734	1:07.901	37.960	172.0	19:58.009									
9	2:31.504	40.629	1:11.560	39.315	166.4	22:29.513									




Porsche Carrera Cup Germany 6 Hours of Spa-Francorchamps Free Practice

Sector Analysis

— Invalidated Lap ■ Personal Best ■ Session Best B Crossing the pit lane

Lap	Time	Sector 1	Sector 2	Sector 3	Kph	Elapsed	Lap	Time	Sector 1	Sector 2	Sector 3	Kph	Elapsed						
20	2:23.384	40.198	1:06.099	37.087	175.9	56:30.587	8	7:05.917	5:18.536	1:09.179	38.202	59.2	24:44.665						
21	2:23.938	40.804	1:06.266	36.868	175.2	58:54.525	9	2:27.719	41.252	1:08.271	38.196	170.7	27:12.384						
22	2:27.326	40.174	1:08.420	38.732	171.1	1:01:21.851	10	2:31.333	41.040	1:10.170	40.123	166.6	29:43.717						
55 Lorenzo FERRARI ITA Proton Competition Porsche 911 GT3 Cup (Type 992)							11							2:27.765	41.131	1:08.511	38.123	170.6	32:11.482
1	3:27.147	1:24.389	1:18.948	43.810	119.6	3:27.147	12	2:35.526 B	40.934	1:08.989	45.603	162.1	34:47.008						
2	2:33.312	43.406	1:10.982	38.924	164.5	6:00.459	13	8:04.274	6:09.943	1:13.855	40.476	52.1	42:51.282						
3	2:28.160	41.784	1:07.178	39.198	170.2	8:28.619	14	2:29.382	42.315	1:09.185	37.882	168.8	45:20.664						
4	2:24.827	40.608	1:06.891	37.328	174.1	10:53.446	15	2:25.216	41.073	1:06.762	37.381	173.6	47:45.880						
5	2:24.404	40.619	1:06.576	37.209	174.6	13:17.850	16	2:24.711	40.838	1:06.714	37.159	174.2	50:10.591						
6	2:24.815	40.534	1:06.710	37.571	174.1	15:42.665	17	2:25.749	40.540	1:07.617	37.592	173.0	52:36.340						
7	2:34.443 B	41.326	1:07.375	45.742	163.3	18:17.108	18	2:27.118	41.665	1:07.717	37.736	171.4	55:03.458						
8	9:55.275	8:07.280	1:09.806	38.189	42.4	28:12.383	19	2:36.526 B	41.193	1:08.491	46.842	161.1	57:39.984						
9	2:26.276	40.951	1:07.658	37.667	172.4	30:38.659	69 Holger HARMSEN DEU HRT Performance Porsche 911 GT3 Cup (Type 992)												
10	2:25.605	40.628	1:07.308	37.669	173.2	33:04.264	1	3:39.405	1:37.711	1:19.584	42.110	112.9	3:39.405						
11	2:30.231	40.584	1:07.145	42.502	167.8	35:34.495	2	2:34.187	43.097	1:11.936	39.154	163.5	6:13.592						
12	2:25.316	40.532	1:07.144	37.640	173.5	37:59.811	3	2:30.853	42.010	1:10.219	38.624	167.1	8:44.445						
13	2:25.624	40.883	1:07.379	37.362	173.1	40:25.435	4	2:33.489	42.518	1:11.226	39.745	164.3	11:17.934						
14	2:34.887 B	42.055	1:07.638	45.194	162.8	43:00.322	5	2:31.032	42.028	1:10.127	38.877	166.9	13:48.966						
15	6:26.609	4:31.893	1:13.816	40.900	65.2	49:26.931	6	2:32.622	41.994	1:11.551	39.077	165.2	16:21.588						
16	2:35.431	44.734	1:10.143	40.554	162.2	52:02.362	7	2:54.735 B	42.374	1:17.899	54.462	144.3	19:16.323						
17	2:22.778	40.184	1:05.819	36.775	176.6	54:25.140	8	5:52.186	3:58.019	1:13.601	40.566	71.6	25:08.509						
18	2:29.903 B	40.120	1:05.668	44.115	168.2	56:55.043	9	2:38.928	42.353	1:14.517	42.058	158.7	27:47.437						
65 Kai PFISTER DEU HRT Performance Porsche 911 GT3 Cup (Type 992)							10							2:35.014	42.374	1:12.559	40.081	162.7	30:22.451
1	3:29.083	1:21.073	1:21.813	46.197	118.5	3:29.083	11	2:49.417 B	42.268	1:15.858	51.291	148.8	33:11.868						
2	2:29.822	42.649	1:08.938	38.235	168.3	5:58.905	12	6:11.298	4:06.994	1:19.981	44.323	67.9	39:23.166						
3	2:27.461	41.849	1:07.793	37.819	171.0	8:26.366	13	2:36.308	43.790	1:12.600	39.918	161.3	41:59.474						
4	2:28.805	41.637	1:08.721	38.447	169.4	10:55.171	14	2:33.913	41.948	1:12.036	39.929	163.8	44:33.387						
5	2:27.866	41.590	1:08.263	38.013	170.5	13:23.037	15	2:40.564	42.610	1:13.838	44.116	157.0	47:13.951						
6	2:36.766	41.742	1:14.181	40.843	160.8	15:59.803	16	2:33.803	42.088	1:11.902	39.813	163.9	49:47.754						
7	2:30.055	41.882	1:09.730	38.443	168.0	18:29.858	17	2:43.754 B	42.074	1:11.916	49.764	154.0	52:31.508						
8	2:29.017	41.965	1:08.813	38.239	169.2	20:58.875	18	4:36.189	2:44.228	1:11.673	40.288	91.3	57:07.697						
9	3:00.904 B	44.619	1:19.534	56.751	139.4	23:59.779	19	2:32.600	42.082	1:11.304	39.214	165.2	59:40.297						
10	5:55.661	3:50.902	1:18.461	46.298	70.9	29:55.440	20	2:36.104	44.182	1:12.275	39.647	161.5	1:02:16.401						
11	2:52.377 B	43.161	1:14.019	55.197	146.3	32:47.817	77 Leon KÖHLER DEU Huber Racing Porsche 911 GT3 Cup (Type 992)												
12	8:10.027	5:58.616	1:24.519	46.892	51.5	40:57.844	1	4:14.651	2:13.524	1:13.614	47.513	97.3	4:14.651						
13	2:31.292	42.430	1:09.767	39.095	166.7	43:29.136	2	2:21.179	40.001	1:04.925	36.253	178.6	6:35.830						
14	2:28.944	42.028	1:08.871	38.045	169.3	45:58.080	3	2:21.029	39.742	1:04.713	36.574	178.8	8:56.859						
15	2:28.005	41.661	1:08.315	38.029	170.4	48:26.085	4	2:22.317	39.915	1:05.752	36.650	177.2	11:19.176						
16	2:38.345	46.056	1:12.552	39.737	159.2	51:04.430	5	2:24.162	40.526	1:06.590	37.046	174.9	13:43.338						
17	2:28.124	41.551	1:08.626	37.947	170.2	53:32.554	6	2:30.852 B	40.552	1:06.419	43.881	167.1	16:14.190						
18	2:26.889	41.238	1:07.714	37.937	171.7	55:59.443	7	4:48.347	3:05.143	1:06.189	37.015	87.4	21:02.537						
19	2:28.018	41.795	1:08.494	37.729	170.3	58:27.461	8	2:29.894	40.217	1:12.455	37.222	168.2	23:32.431						
20	3:15.248 B	49.275	1:24.188	1:01.785	129.1	1:01:42.709	9	2:23.898	40.442	1:06.596	36.860	175.2	25:56.329						
68 Tim STENDER DEU HRT Performance Porsche 911 GT3 Cup (Type 992)							10							2:23.578	40.315	1:06.210	37.053	175.6	28:19.907
1	2:44.067	51.811	1:11.985	40.271	151.0	2:44.067	11	2:24.223	40.370	1:06.719	37.134	174.8	30:44.130						
2	2:26.810	41.141	1:08.229	37.440	171.7	5:10.877	12	2:30.315 B	40.157	1:06.637	43.521	167.7	33:14.445						
3	2:27.880	40.908	1:09.311	37.661	170.5	7:38.757	13	15:50.859	...	1:13.343	40.340	26.5	49:05.304						
4	2:27.836	40.808	1:07.559	39.469	170.6	10:06.593	14	2:23.978	40.329	1:05.786	37.863	175.1	51:29.282						
5	2:27.966	41.029	1:08.103	38.834	170.4	12:34.559	15	2:20.944	39.916	1:04.677	36.351	178.9	53:50.226						
6	2:27.222	40.844	1:08.356	38.022	171.3	15:01.781	16	2:21.365	39.685	1:05.170	36.510	178.4	56:11.591						
7	2:36.967 B	41.121	1:09.342	46.504	160.6	17:38.748	17	2:25.846	42.832	1:06.012	37.002	172.9	58:37.437						
							18	2:32.527	39.894	1:15.148	37.485	165.3	1:01:09.964						




Porsche Carrera Cup Germany 6 Hours of Spa-Francorchamps Free Practice

Sector Analysis

— Invalidated Lap ■ Personal Best ■ Session Best B Crossing the pit lane

Lap	Time	Sector 1	Sector 2	Sector 3	Kph	Elapsed	Lap	Time	Sector 1	Sector 2	Sector 3	Kph	Elapsed	
84	Ahmad ALSHEHAB KWT							9	<u>2:28.595</u>	43.624	1:07.337	37.634	169.7	32:06.692
	CarTech Motorsport Bank Porsche 911 GT3 Cup (Type 992)							10	2:27.531	40.577	1:09.638	37.316	170.9	34:34.223
1	3:56.108	1:45.868	1:22.812	47.428	104.9	3:56.108	11	2:25.735	41.157	1:07.140	37.438	173.0	36:59.958	
2	2:42.510	45.488	1:13.072	43.950	155.2	6:38.618	12	2:25.445	40.638	1:07.309	37.498	173.4	39:25.403	
3	2:26.324	40.432	1:08.208	37.684	172.3	9:04.942	13	2:33.604 B	41.408	1:07.471	44.725	164.2	41:59.007	
4	2:24.583	40.762	1:06.485	37.336	174.4	11:29.525	14	6:19.423	4:22.853	1:15.623	40.947	66.5	48:18.430	
5	2:23.839	40.380	1:06.478	36.981	175.3	13:53.364	15	2:30.980	47.670	1:06.674	36.636	167.0	50:49.410	
6	2:37.315 B	40.420	1:09.297	47.598	160.3	16:30.679	16	2:21.822	40.138	1:05.180	36.504	177.8	53:11.232	
7	5:23.820	3:35.818	1:09.308	38.694	77.9	21:54.499	17	2:22.529	40.120	1:05.722	36.687	176.9	55:33.761	
8	2:27.241	40.908	1:07.812	38.521	171.2	24:21.740	18	2:24.515	40.324	1:07.119	37.072	174.5	57:58.276	
9	2:28.413	40.875	1:08.720	38.818	169.9	26:50.153	19	2:36.363 B	40.202	1:09.922	46.239	161.3	1:00:34.639	
10	<u>2:25.624</u>	40.745	1:07.549	37.330	173.1	29:15.777								
11	<u>2:25.532</u>	40.679	1:07.266	37.587	173.3	31:41.309								
12	<u>2:34.742 B</u>	40.494	1:07.855	46.393	162.9	34:16.051								
13	8:04.766	5:57.100	1:19.741	47.925	52.0	42:20.817								
14	2:38.204	45.094	1:09.479	43.631	159.4	44:59.021								
15	2:23.366	40.386	1:06.036	36.944	175.9	47:22.387								
16	2:23.187	40.089	1:05.964	37.134	176.1	49:45.574								
17	2:22.835	40.013	1:06.125	36.697	176.5	52:08.409								
18	2:24.113	39.880	1:06.615	37.618	175.0	54:32.522								
19	2:35.532 B	40.143	1:09.691	45.698	162.1	57:08.054								
87	Ariel LEVI ISR													
	Team Huber Racing Porsche 911 GT3 Cup (Type 992)													
1	2:51.382	59.944	1:09.363	42.075	144.6	2:51.382								
2	2:22.518	40.253	1:05.567	36.698	176.9	5:13.900								
3	2:22.564	39.825	1:06.068	36.671	176.9	7:36.464								
4	2:22.808	39.973	1:06.022	36.813	176.6	9:59.272								
5	2:32.276 B	40.063	1:06.061	46.152	165.6	12:31.548								
6	6:40.225	4:56.156	1:06.706	37.363	63.0	19:11.773								
7	2:32.127 B	40.502	1:06.682	44.943	165.7	21:43.900								
8	3:59.027	2:14.092	1:07.638	37.297	105.5	25:42.927								
9	2:24.320	40.671	1:06.481	37.168	174.7	28:07.247								
10	2:24.582	40.364	1:06.906	37.312	174.4	30:31.829								
11	2:24.959	40.345	1:07.206	37.408	173.9	32:56.788								
12	2:28.386	40.299	1:10.662	37.425	169.9	35:25.174								
13	2:24.764	40.576	1:06.949	37.239	174.2	37:49.938								
14	2:24.633	40.314	1:07.001	37.318	174.3	40:14.571								
15	2:33.372 B	40.659	1:06.727	45.986	164.4	42:47.943								
16	6:25.886	4:32.581	1:10.245	43.060	65.3	49:13.829								
17	2:23.689	40.987	1:05.849	36.853	175.5	51:37.518								
18	2:22.192	39.907	1:05.580	36.705	177.3	53:59.710								
19	2:22.215	39.922	1:05.484	36.809	177.3	56:21.925								
20	2:23.157	39.788	1:06.296	37.073	176.1	58:45.082								
21	2:23.101	39.923	1:06.433	36.745	176.2	1:01:08.183								
88	Horst Felix FELBERMAYR AUT													
	Proton Competition Porsche 911 GT3 Cup (Type 992)													
1	3:32.443	1:19.454	1:27.363	45.626	116.6	3:32.443								
2	2:43.670	45.206	1:11.808	46.656	154.1	6:16.113								
3	2:23.675	40.685	1:06.321	36.669	175.5	8:39.788								
4	2:54.710	42.061	1:22.232	50.417	144.3	11:34.498								
5	2:25.973	41.537	1:07.494	36.942	172.7	14:00.471								
6	2:24.645	40.669	1:06.670	37.306	174.3	16:25.116								
7	<u>2:32.383 B</u>	40.776	1:06.772	44.835	165.5	18:57.499								
8	10:40.598	8:53.562	1:08.421	38.615	39.4	29:38.097								
92	Luca RETTENBACHER AUT													
	Huber Racing Porsche 911 GT3 Cup (Type 992)													
1	4:16.649	2:16.391	1:13.798	46.460	96.5	4:16.649								
2	2:23.087	40.152	1:05.924	37.011	176.2	6:39.736								
3	2:23.133	40.244	1:06.009	36.880	176.2	9:02.869								
4	2:24.046	40.172	1:06.549	37.325	175.0	11:26.915								
5	2:24.822	40.279	1:06.713	37.830	174.1	13:51.737								
6	<u>2:33.139 B</u>	40.523	1:08.064	44.552	164.6	16:24.876								
7	6:05.440	4:17.698	1:09.812	37.930	69.0	22:30.316								
8	2:26.258	40.838	1:07.618	37.802	172.4	24:56.574								
9	<u>2:25.649</u>	40.512	1:07.512	37.625	173.1	27:22.223								
10	2:25.755	40.578	1:07.463	37.714	173.0	29:47.978								
11	2:25.799	40.576	1:07.690	37.533	172.9	32:13.777								
12	2:38.024 B	42.448	1:09.292	46.284	159.6	34:51.801								
13	11:24.915	9:29.163	1:13.756	41.996	36.8	46:16.716								
14	2:34.094	41.165	1:10.144	42.785	163.6	48:50.810								
15	2:23.384	40.416	1:06.022	36.946	175.9	51:14.194								
16	2:22.386	40.085	1:05.683	36.618	177.1	53:36.580								
17	2:30.897 B	40.075	1:06.675	44.147	167.1	56:07.477								
18	4:59.833	3:14.638	1:07.863	37.332	84.1	1:01:07.310								
98	Jan SEYFFERT DEU													
	HP Racing Int. with Huber Porsche 911 GT3 Cup (Type 992)													
1	2:59.393	1:10.121	1:10.261	39.011	138.1	2:59.393								
2	2:26.434	41.892	1:06.509	38.033	172.2	5:25.827								
3	2:23.377	40.516	1:06.017	36.844	175.9	7:49.204								
4	2:24.009	40.320	1:06.499	37.190	175.1	10:13.213								
5	2:24.123	40.380	1:06.685	37.058	174.9	12:37.336								
6	<u>2:25.922</u>	40.538	1:06.913	38.471	172.8	15:03.258								
7	2:25.967	40.525	1:08.024	37.418	172.7	17:29.225								
8	2:27.510	41.233	1:08.638	37.639	170.9	19:56.735								
9	2:32.291 B	40.513	1:07.412	44.366	165.6	22:29.026								
10	6:27.782	4:40.586	1:08.451	38.745	65.0	28:56.808								
11	2:28.114	41.784	1:08.086	38.244	170.2	31:24.922								
12	2:25.080	40.433	1:07.227	37.420	173.8	33:50.002								
13	2:25.254	40.502	1:07.065	37.687	173.6	36:15.256								
14	2:25.067	40.601	1:07.166	37.300	173.8	38:40.323								
15	2:34.915 B	40.394	1:07.421	47.100	162.8	41:15.238								
16	8:05.100	6:10.680	1:13.373	41.047	52.0	49:20.338								
17	2:28.176	41.634	1:07.910	38.632	170.2	51:48.514								
18	2:22.955	40.219	1:05.932	36.804	176.4	54:11.469								
19	2:23.255	40.190	1:06.138	36.927	176.0	56:34.724								
20	2:23.351	40.208	1:06.103	37.040	175.9	58:58.075								
21	2:33.112 B	40.255	1:07.005	45.852	164.7	1:01:31.187								

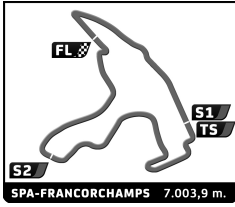


Porsche Carrera Cup Germany 6 Hours of Spa-Francorchamps Free Practice

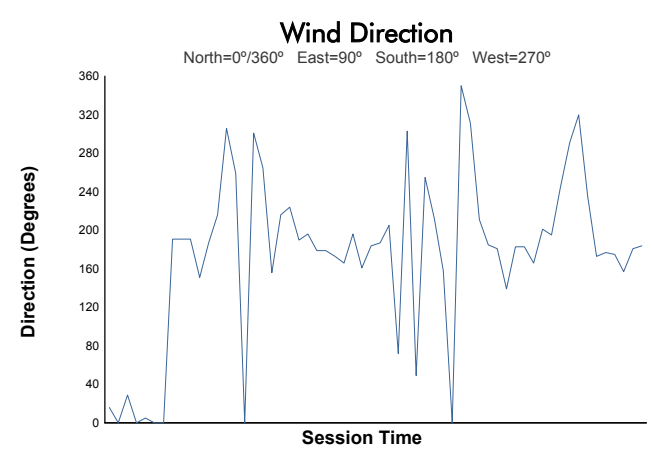
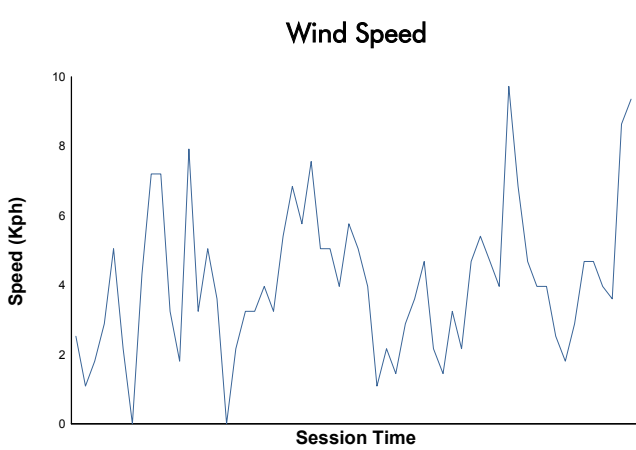
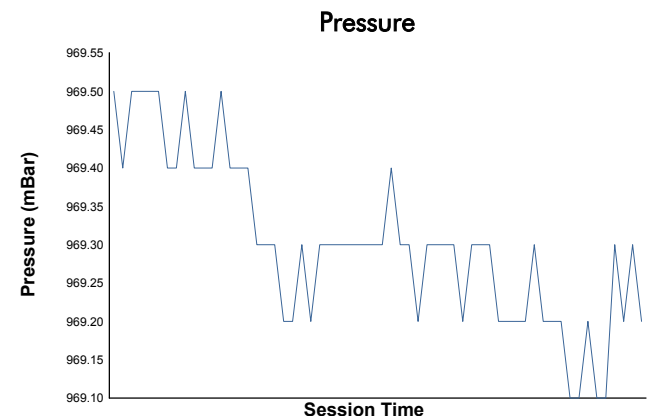
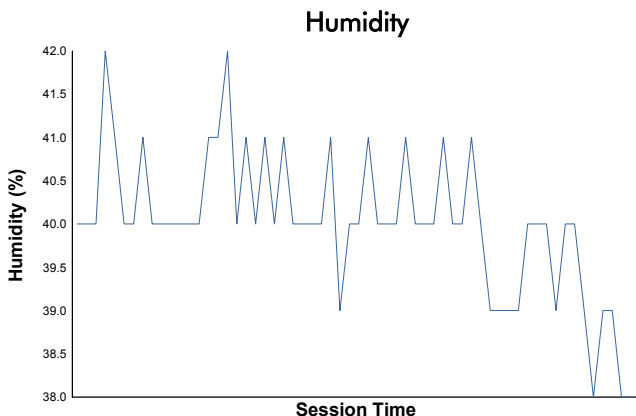
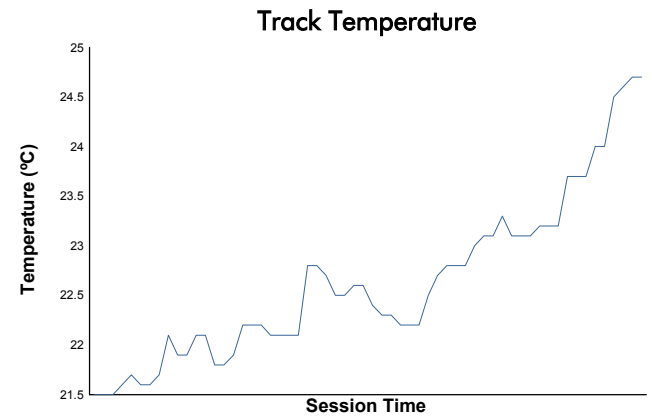
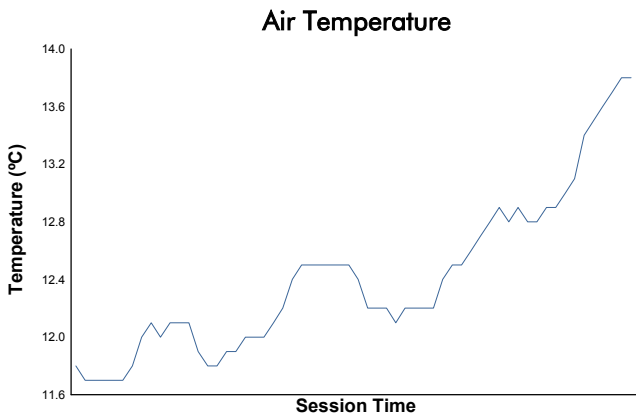
Sector Analysis

— Invalidated Lap
 ■ Personal Best
 ■ Session Best
 B Crossing the pit lane

Lap	Time	Sector 1	Sector 2	Sector 3	Kph	Elapsed	Lap	Time	Sector 1	Sector 2	Sector 3	Kph	Elapsed
99	Bastian BUUS						DNK						
Allied-Racing						Porsche 911 GT3 Cup (Type 992)							
1	5:02.738	3:04.396	1:14.496	43.846	81.8	5:02.738							
2	2:26.041	40.326	1:08.374	37.341	172.7	7:28.779							
3	2:21.610	39.790	1:05.253	36.567	178.1	9:50.389							
4	2:21.772	39.773	1:05.314	36.685	177.8	12:12.161							
5	2:29.977 B	39.958	1:05.943	44.076	168.1	14:42.138							
6	5:34.666	3:51.123	1:06.299	37.244	75.3	20:16.804							
7	2:31.204 B	40.141	1:06.560	44.503	166.8	22:48.008							
8	5:21.060	3:36.971	1:06.666	37.423	78.5	28:09.068							
9	<u>2:31.630</u> B	40.522	1:06.947	44.161	166.3	30:40.698							
10	4:22.449	2:38.503	1:06.614	37.332	96.1	35:03.147							
11	2:23.916	40.176	1:06.575	37.165	175.2	37:27.063							
12	2:23.834	40.202	1:06.534	37.098	175.3	39:50.897							
13	2:32.146 B	40.300	1:06.794	45.052	165.7	42:23.043							
14	6:56.011	5:07.209	1:10.340	38.462	60.6	49:19.054							
15	2:28.135	41.071	1:08.567	38.497	170.2	51:47.189							
16	2:21.227	39.874	1:04.895	36.458	178.5	54:08.416							
17	<u>2:25.421</u>	39.708	1:05.784	39.929	173.4	56:33.837							
18	2:21.617	39.649	1:05.458	36.510	178.0	58:55.454							
19	<u>2:23.985</u>	39.952	1:05.917	38.116	175.1	1:01:19.439							



6 Hours of Spa-Francorchamps Porsche Carrera Cup Germany Free Practice Weather Report



Track Status: **DRY**