

Porsche Carrera Cup Germany 6 Hours of Spa-Francorchamps Race 2 (30 Minutes + 1 Lap)

Provisional Classification

No	Driver	Nat	Team	Car	Cl.	Laps	Total Time	Gap	Kph	Best Lap	
										Lap	Time
1	24 Loek HARTOG	NLD	Team GP Elite	Porsche 911 GT3 Cup (Type 992)		12	34:15.832	- 147.0	2	2:37.519	160.1
2	25 Larry TEN VOORDE	NLD	Team GP Elite	Porsche 911 GT3 Cup (Type 992)		12	34:16.233	+0.401 146.9	4	2:37.739	159.8
3	14 Morris SCHURING	NLD	Fach Auto Tech	Porsche 911 GT3 Cup (Type 992)		12	34:16.569	+0.737 146.9	4	2:38.360	159.2
4	19 Harry KING	GBR	Allied-Racing	Porsche 911 GT3 Cup (Type 992)		12	34:16.993	+1.161 146.9	4	2:38.285	159.3
5	99 Bastian BUUS	DNK	Allied-Racing	Porsche 911 GT3 Cup (Type 992)		12	34:17.442	+1.610 146.8	3	2:37.996	159.6
6	34 Theo OEVERHAUS	DEU	CarTech Motorsport Bank	Porsche 911 GT3 Cup (Type 992)	R	12	34:18.004	+2.172 146.8	3	2:37.578	160.0
7	12 Harri JONES	AUS	Scherer Sport PHX	Porsche 911 GT3 Cup (Type 992)	R	12	34:18.758	+2.926 146.8	7	2:39.840	157.7
8	92 Luca RETTENBACHER	AUT	Huber Racing	Porsche 911 GT3 Cup (Type 992)		12	34:19.158	+3.326 146.7	3	2:39.318	158.3
9	13 Alexander TAUSCHER	DEU	Huber Racing	Porsche 911 GT3 Cup (Type 992)		12	34:20.021	+4.189 146.7	4	2:39.484	158.1
10	87 Ariel LEVI	ISR	Team Huber Racing	Porsche 911 GT3 Cup (Type 992)		12	34:20.029	+4.197 146.7	4	2:39.386	158.2
11	77 Leon KÖHLER	DEU	Huber Racing	Porsche 911 GT3 Cup (Type 992)		12	34:20.850	+5.018 146.6	3	2:40.477	157.1
12	28 Huub VAN EIJNDHOVEN	NLD	Team GP Elite	Porsche 911 GT3 Cup (Type 992)		12	34:21.233	+5.401 146.6	4	2:39.490	158.1
13	6 Vincent ANDRONACO	DEU	Allied-Racing	Porsche 911 GT3 Cup (Type 992)	R	12	34:21.696	+5.864 146.5	5	2:40.077	157.5
14	27 Ghislain CORDEEL	BEL	GP Elite	Porsche 911 GT3 Cup (Type 992)	R	12	34:22.019	+6.187 146.5	2	2:39.660	157.9
15	31 Sebastian FREYMUTH	DEU	Team Huber Racing	Porsche 911 GT3 Cup (Type 992)		12	34:22.597	+6.765 146.5	2	2:40.077	157.5
16	40 Janne STIAK	DEU	ID Racing	Porsche 911 GT3 Cup (Type 992)	R	12	34:23.223	+7.391 146.4	3	2:40.200	157.4
17	23 Lukas ERTL	DEU	HP Racing Int. with Huber	Porsche 911 GT3 Cup (Type 992)		12	34:23.771	+7.939 146.4	4	2:40.373	157.2
18	4 Georgi DONCHEV	BGR	ProfilDoors by Huber Racing	Porsche 911 GT3 Cup (Type 992)	ProAm	12	34:24.017	+8.185 146.4	6	2:39.342	158.2
19	7 Jasin FERATI	CHE	Fach Auto Tech	Porsche 911 GT3 Cup (Type 992)	R	12	34:24.422	+8.590 146.4	4	2:40.267	157.3
20	84 Ahmad ALSHEHAB	KWT	CarTech Motorsport Bank	Porsche 911 GT3 Cup (Type 992)	ProAm	12	34:25.027	+9.195 146.3	8	2:40.365	157.2
21	5 Sören SPRENG	DEU	GP Elite	Porsche 911 GT3 Cup (Type 992)	ProAm	12	34:26.084	+10.252 146.2	4	2:40.459	157.1
22	54 Michael ESSMANN	DEU	CarTech Motorsport Bank	Porsche 911 GT3 Cup (Type 992)	ProAm	12	34:26.732	+10.900 146.2	4	2:40.389	157.2
23	55 Lorenzo FERRARI	ITA	Proton Competition	Porsche 911 GT3 Cup (Type 992)	R	12	34:28.144	+12.312 146.1	2	2:40.690	156.9
24	41 Diego STIFTER	ITA	ID Racing	Porsche 911 GT3 Cup (Type 992)	R	12	34:29.202	+13.370 146.0	4	2:41.188	156.4
25	22 Matteo FERRER-AZA	CHE	Scherer Sport PHX	Porsche 911 GT3 Cup (Type 992)		12	34:29.707	+13.875 146.0	4	2:41.336	156.3
26	98 Jan SEYFFERT	DEU	HP Racing Int. with Huber	Porsche 911 GT3 Cup (Type 992)		12	34:30.033	+14.201 146.0	3	2:40.169	157.4
27	68 Tim STENDER	DEU	HRT Performance	Porsche 911 GT3 Cup (Type 992)	R	12	34:31.241	+15.409 145.9	7	2:42.491	155.2
28	65 Kai PFISTER	DEU	HRT Performance	Porsche 911 GT3 Cup (Type 992)	ProAm	12	34:33.149	+17.317 145.7	4	2:42.663	155.0
29	69 Holger HARMSSEN	DEU	HRT Performance	Porsche 911 GT3 Cup (Type 992)	ProAm	12	34:35.292	+19.460 145.6	12	2:45.106	152.7

Not classified

44	Jonas GREIF	DEU	ProfilDoors by Huber Racing	Porsche 911 GT3 Cup (Type 992)		8	21:40.806		4	2:40.577	157.0
8	Alexander FACH	CHE	Fach Auto Tech	Porsche 911 GT3 Cup (Type 992)		5	13:28.807		5	2:39.627	158.0

Not Started

88	Horst Felix FELBERMAYR	AUT	Proton Competition	Porsche 911 GT3 Cup (Type 992)	R						
----	------------------------	-----	--------------------	--------------------------------	---	--	--	--	--	--	--


Pole Position:	Larry TEN VOORDE	2:38.095	159.5 Kph
Fastest Lap:	Lap2 Loek HARTOG	2:37.519	160.1 Kph

CARS 4 - 5 - 6 - 7 - 12 - 13 - 14 - 19 - 23 - 25 - 27 - 28 - 31 - 34 - 40 - 44 - 54 - 55 - 68 - 77 - 84 - 92 - 98 - 99 - SOME LAPTIMES DELETED DUE TO TRACK LIMITS

Published at: 20/02

Track Status: **WET**

Race Director 	Timekeeper Cristobal LOPERA
--------------------------	---



Porsche Carrera Cup Germany 6 Hours of Spa-Francorchamps Race 2 (30 Minutes + 1 Lap)

Provisional Classification by Class

No	Driver	Nat	Team	Car	Laps	Total Time	Gap	Kph	Best Lap		
									Lap	Time	Kph
ProAm											
1	4 Georgi DONCHEV	BGR	ProfilDoors by Huber Racing	Porsche 911 GT3 Cup (Type 992)	12	34:24.017		146.4	6	2:39.342	158.2
2	84 Ahmad ALSHEHAB	KWT	CarTech Motorsport Bonk	Porsche 911 GT3 Cup (Type 992)	12	34:25.027	+1.010	146.3	8	2:40.365	157.2
3	5 Sören SPRENG	DEU	GP Elite	Porsche 911 GT3 Cup (Type 992)	12	34:26.084	+2.067	146.2	4	2:40.459	157.1
4	54 Michael ESSMANN	DEU	CarTech Motorsport Bonk	Porsche 911 GT3 Cup (Type 992)	12	34:26.732	+2.715	146.2	4	2:40.389	157.2
5	65 Kai PFISTER	DEU	HRT Performance	Porsche 911 GT3 Cup (Type 992)	12	34:33.149	+9.132	145.7	4	2:42.663	155.0
6	69 Holger HARMSEN	DEU	HRT Performance	Porsche 911 GT3 Cup (Type 992)	12	34:35.292	+11.275	145.6	12	2:45.106	152.7
R											
1	34 Theo OEVERHAUS	DEU	CarTech Motorsport Bonk	Porsche 911 GT3 Cup (Type 992)	12	34:18.004		146.8	3	2:37.578	160.0
2	12 Harri JONES	AUS	Scherer Sport PHX	Porsche 911 GT3 Cup (Type 992)	12	34:18.758	+0.754	146.8	7	2:39.840	157.7
3	6 Vincent ANDRONACO	DEU	Allied-Racing	Porsche 911 GT3 Cup (Type 992)	12	34:21.696	+3.692	146.5	5	2:40.077	157.5
4	27 Ghislain CORDEEL	BEL	GP Elite	Porsche 911 GT3 Cup (Type 992)	12	34:22.019	+4.015	146.5	2	2:39.660	157.9
5	40 Janne STIAK	DEU	ID Racing	Porsche 911 GT3 Cup (Type 992)	12	34:23.223	+5.219	146.4	3	2:40.200	157.4
6	7 Jasin FERATI	CHE	Fach Auto Tech	Porsche 911 GT3 Cup (Type 992)	12	34:24.422	+6.418	146.4	4	2:40.267	157.3
7	55 Lorenzo FERRARI	ITA	Proton Competition	Porsche 911 GT3 Cup (Type 992)	12	34:28.144	+10.140	146.1	2	2:40.690	156.9
8	41 Diego STIFTER	ITA	ID Racing	Porsche 911 GT3 Cup (Type 992)	12	34:29.202	+11.198	146.0	4	2:41.188	156.4
9	68 Tim STENDER	DEU	HRT Performance	Porsche 911 GT3 Cup (Type 992)	12	34:31.241	+13.237	145.9	7	2:42.491	155.2
Not Started											
88	Horst Felix FELBERMAYR	AUT	Proton Competition	Porsche 911 GT3 Cup (Type 992)					12	Laps	


CARS 4 - 5 - 6 - 7 - 12 - 13 - 14 - 19 - 23 - 25 - 27 - 28 - 31 - 34 - 40 - 44 - 54 - 55 - 68 - 77 - 84 - 92 - 98 - 99 - SOME LAPTIMES DELETED DUE TO TRACK LIMITS

Published at: 10:42

Track Status: **WET**

Race Director

Timekeeper
Cristobal LOPERA




Porsche Carrera Cup Germany 6 Hours of Spa-Francorchamps Race 2

Sector Analysis

— Invalidated Lap ■ Personal Best ■ Session Best B Crossing the pit lane

Lap	Time	Sector 1	Sector 2	Sector 3	Kph	Elapsed	Lap	Time	Sector 1	Sector 2	Sector 3	Kph	Elapsed	
4	Georgi DONCHEV BGR ProfilDoors by Huber Racing Porsche 911 GT3 Cup (Type 992)						10	3:58.009	57.437	1:53.199	1:07.373	105.9	28:22.626	
1	2:52.429	51.165	1:18.798	42.466	143.7	2:52.429	11	3:20.805	57.423	1:25.181	58.201	125.6	31:43.431	
2	2:42.235	44.368	1:16.389	41.478	155.4	5:34.664	12	<u>2:40.991</u>	43.514	1:16.299	41.178	156.6	34:24.422	
3	2:40.961	43.554	1:16.137	41.270	156.6	8:15.625								
4	2:40.386	43.120	1:15.937	41.329	157.2	10:56.011								
5	<u>2:40.465</u>	43.163	1:16.004	41.298	157.1	13:36.476								
6	2:39.342	43.140	1:15.002	41.200	158.2	16:15.818								
7	<u>2:40.341</u>	42.807	1:16.460	41.074	157.3	18:56.159								
8	<u>2:40.561</u>	43.672	1:15.905	40.984	157.0	21:36.720								
9	2:46.061	43.078	1:15.792	47.191	151.8	24:22.781								
10	3:58.172	57.826	1:53.308	1:07.038	105.9	28:20.953								
11	3:21.657	57.332	1:25.722	58.603	125.0	31:42.610								
12	2:41.407	43.393	1:15.926	42.088	156.2	34:24.017								
5	Sören SPRENG DEU GP Elite Porsche 911 GT3 Cup (Type 992)													
1	2:54.237	51.174	1:20.518	42.545	142.2	2:54.237								
2	<u>2:42.111</u>	44.342	1:16.343	41.426	155.5	5:36.348								
3	<u>2:40.632</u>	43.280	1:16.100	41.252	157.0	8:16.980								
4	2:40.459	43.210	1:15.858	41.391	157.1	10:57.439								
5	2:40.846	43.082	1:16.189	41.575	156.8	13:38.285								
6	<u>2:41.735</u>	43.238	1:16.789	41.708	155.9	16:20.020								
7	<u>2:41.818</u>	43.064	1:17.229	41.525	155.8	19:01.838								
8	2:41.538	43.286	1:16.933	41.319	156.1	21:43.376								
9	<u>2:44.341</u>	43.380	1:16.347	44.614	153.4	24:27.717								
10	3:57.805	56.254	1:52.692	1:08.859	106.0	28:25.522								
11	3:19.254	56.183	1:25.048	58.023	126.5	31:44.776								
12	<u>2:41.308</u>	43.126	1:16.699	41.483	156.3	34:26.084								
6	Vincent ANDRONACO DEU Allied-Racing Porsche 911 GT3 Cup (Type 992)													
1	2:44.608	46.910	1:16.059	41.639	150.5	2:44.608								
2	2:40.591	42.971	1:16.421	41.199	157.0	5:25.199								
3	<u>2:41.864</u>	42.818	1:17.300	41.746	155.8	8:07.063								
4	2:41.117	43.434	1:16.230	41.453	156.5	10:48.180								
5	2:40.077	42.801	1:15.826	41.450	157.5	13:28.257								
6	<u>2:40.880</u>	43.003	1:16.429	41.448	156.7	16:09.137								
7	2:41.446	43.161	1:16.824	41.461	156.2	18:50.583								
8	<u>2:41.395</u>	43.029	1:16.847	41.519	156.2	21:31.978								
9	2:45.146	43.158	1:16.567	45.421	152.7	24:17.124								
10	4:00.579	1:00.000	1:52.820	1:07.759	104.8	28:17.703								
11	3:23.007	57.903	1:26.181	58.923	124.2	31:40.710								
12	2:40.986	42.809	1:16.866	41.311	156.6	34:21.696								
7	Jasin FERATI CHE Fach Auto Tech Porsche 911 GT3 Cup (Type 992)													
1	<u>2:51.004</u>	51.757	1:17.783	41.464	144.9	2:51.004								
2	2:40.814	43.209	1:16.389	41.216	156.8	5:31.818								
3	<u>2:40.551</u>	42.868	1:16.342	41.341	157.0	8:12.369								
4	2:40.267	42.928	1:16.217	41.122	157.3	10:52.636								
5	2:45.283	42.970	1:20.064	42.249	152.6	13:37.919								
6	<u>2:40.914</u>	43.013	1:16.317	41.584	156.7	16:18.833								
7	<u>2:41.162</u>	43.934	1:15.710	41.518	156.5	18:59.995								
8	<u>2:41.140</u>	43.320	1:16.097	41.723	156.5	21:41.135								
9	<u>2:43.482</u>	43.300	1:16.032	44.150	154.2	24:24.617								
8	Alexander FACH CHE Fach Auto Tech Porsche 911 GT3 Cup (Type 992)													
1	2:48.228	49.727	1:17.103	41.398	147.3	2:48.228								
2	2:39.760	43.609	1:15.320	40.831	157.8	5:27.988								
3	2:40.323	43.408	1:15.997	40.918	157.3	8:08.311								
4	2:40.869	42.838	1:16.562	41.469	156.7	10:49.180								
5	2:39.627	42.756	1:15.366	41.505	158.0	13:28.807								
12	Harri JONES AUS Scherer Sport PHX Porsche 911 GT3 Cup (Type 992)													
1	<u>2:42.779</u>	45.180	1:16.157	41.442	152.2	2:42.779								
2	<u>2:41.152</u>	43.044	1:15.470	42.638	156.5	5:23.931								
3	<u>2:40.016</u>	43.030	1:16.016	40.970	157.6	8:03.947								
4	2:39.985	43.018	1:15.987	40.980	157.6	10:43.932								
5	2:39.841	42.707	1:15.804	41.330	157.7	13:23.773								
6	2:39.966	42.856	1:15.817	41.293	157.6	16:03.739								
7	2:39.840	42.768	1:16.081	40.991	157.7	18:43.579								
8	2:39.964	42.856	1:16.036	41.072	157.6	21:23.543								
9	2:41.376	43.151	1:16.143	42.082	156.2	24:04.919								
10	4:08.172	1:05.509	1:55.328	1:07.335	101.6	28:13.091								
11	3:25.215	57.585	1:27.974	59.656	122.9	31:38.306								
12	2:40.452	42.835	1:16.295	41.322	157.1	34:18.758								
13	Alexander TAUSCHER DEU Huber Racing Porsche 911 GT3 Cup (Type 992)													
1	2:45.168	47.487	1:16.084	41.597	150.0	2:45.168								
2	2:40.624	42.713	1:16.288	41.623	157.0	5:25.792								
3	<u>2:39.319</u>	42.454	1:15.884	40.981	158.3	8:05.111								
4	2:39.484	42.684	1:15.441	41.359	158.1	10:44.595								
5	2:39.539	42.412	1:15.587	41.540	158.0	13:24.134								
6	2:40.233	42.506	1:15.996	41.731	157.4	16:04.367								
7	2:39.630	42.836	1:15.760	41.034	158.0	18:43.997								
8	2:39.712	42.609	1:15.990	41.113	157.9	21:23.709								
9	2:41.979	43.026	1:16.268	42.685	155.7	24:05.688								
10	4:08.114	1:05.939	1:54.792	1:07.383	101.6	28:13.802								
11	3:24.781	57.607	1:27.821	59.353	123.1	31:38.583								
12	2:41.438	43.768	1:16.192	41.478	156.2	34:20.021								
14	Morris SCHURING NLD Fach Auto Tech Porsche 911 GT3 Cup (Type 992)													
1	<u>2:42.087</u>	45.530	1:15.568	40.989	152.8	2:42.087								
2	2:38.696	42.780	1:15.063	40.853	158.9	5:20.783								
3	2:39.294	42.835	1:15.387	41.072	158.3	8:00.077								
4	2:38.360	42.594	1:14.920	40.846	159.2	10:38.437								
5	2:39.470	42.859	1:15.390	41.221	158.1	13:17.907								
6	2:39.265	42.575	1:15.474	41.216	158.3	15:57.172								
7	<u>2:39.239</u>	42.536	1:15.868	40.835	158.3	18:36.411								
8	2:38.783	42.848	1:15.186	40.749	158.8	21:15.194								
9	<u>2:40.502</u>	42.755	1:15.374	42.373	157.1	23:55.696								
10	4:13.761	1:12.088	1:56.027	1:05.646	99.4	28:09.457								
11	3:27.246	58.023	1:29.485	59.738	121.7	31:36.703								
12	<u>2:39.866</u>	42.608	1:16.149	41.109	157.7	34:16.569								




Porsche Carrera Cup Germany 6 Hours of Spa-Francorchamps Race 2

Sector Analysis

— Invalidated Lap ■ Personal Best ■ Session Best B Crossing the pit lane

Lap	Time	Sector 1	Sector 2	Sector 3	Kph	Elapsed	Lap	Time	Sector 1	Sector 2	Sector 3	Kph	Elapsed
19 Harry KING GBR													
Allied-Racing Porsche 911 GT3 Cup (Type 992)													
1	2:41.527	45.497	1:14.902	41.128	153.4	2:41.527	10	4:18.231	1:17.297	1:54.982	1:05.952	97.6	28:07.171
2	2:38.928	42.882	1:15.272	40.774	158.7	5:20.455	11	3:28.921	58.731	1:30.321	59.869	120.7	31:36.092
3	2:39.320	42.932	1:15.410	40.978	158.3	7:59.775	12	2:39.740	42.773	1:15.991	40.976	157.8	34:15.832
4	2:38.285	42.708	1:14.709	40.868	159.3	10:38.060							
5	2:39.491	43.014	1:15.513	40.964	158.1	13:17.551							
6	2:39.047	42.794	1:15.229	41.024	158.5	15:56.598							
7	2:40.581	42.988	1:16.159	41.434	157.0	18:37.179							
8	2:39.616	43.200	1:15.472	40.944	158.0	21:16.795							
9	2:40.865	43.053	1:15.661	42.151	156.7	23:57.660							
10	4:13.344	1:11.345	1:55.430	1:06.569	99.5	28:11.004							
11	3:26.191	57.930	1:28.555	59.706	122.3	31:37.195							
12	2:39.798	42.657	1:15.854	41.287	157.8	34:16.993							
22 Matteo FERRER-AZA CHE													
Scherer Sport PHX Porsche 911 GT3 Cup (Type 992)													
1	2:55.560	54.181	1:18.770	42.609	141.1	2:55.560							
2	2:43.297	44.397	1:17.003	41.897	154.4	5:38.857							
3	2:41.789	43.938	1:16.467	41.384	155.8	8:20.646							
4	2:41.336	43.555	1:16.414	41.367	156.3	11:01.982							
5	2:41.621	43.923	1:16.161	41.537	156.0	13:43.603							
6	2:42.326	44.156	1:16.711	41.459	155.3	16:25.929							
7	2:42.116	43.914	1:16.902	41.300	155.5	19:08.045							
8	2:41.694	43.664	1:16.770	41.260	155.9	21:49.739							
9	2:45.921	43.514	1:17.513	44.894	152.0	24:35.660							
10	3:52.795	51.863	1:51.917	1:09.015	108.3	28:28.455							
11	3:18.448	56.847	1:23.841	57.760	127.1	31:46.903							
12	2:42.804	43.761	1:17.121	41.922	154.9	34:29.707							
23 Lukas ERTL DEU													
HP Racing Int. with Huber Porsche 911 GT3 Cup (Type 992)													
1	2:52.062	50.453	1:19.691	41.918	144.0	2:52.062							
2	2:40.487	43.776	1:15.732	40.979	157.1	5:32.549							
3	2:40.171	43.234	1:15.933	41.004	157.4	8:12.720							
4	2:40.373	43.064	1:16.111	41.198	157.2	10:53.093							
5	2:40.398	43.182	1:16.132	41.084	157.2	13:33.491							
6	2:41.002	43.385	1:16.437	41.180	156.6	16:14.493							
7	2:41.096	43.496	1:16.519	41.081	156.5	18:55.589							
8	2:42.123	43.712	1:17.183	41.228	155.5	21:37.712							
9	2:45.588	43.064	1:15.809	46.715	152.3	24:23.300							
10	3:58.119	57.755	1:53.446	1:06.918	105.9	28:21.419							
11	3:21.398	57.510	1:25.632	58.256	125.2	31:42.817							
12	2:40.954	44.231	1:15.355	41.368	156.7	34:23.771							
24 Loek HARTOG NLD													
Team GP Elite Porsche 911 GT3 Cup (Type 992)													
1	2:38.595	44.027	1:14.101	40.467	156.2	2:38.595							
2	2:37.519	42.585	1:14.269	40.665	160.1	5:16.114							
3	2:37.885	42.560	1:14.644	40.681	159.7	7:53.999							
4	2:38.288	42.590	1:14.900	40.798	159.3	10:32.287							
5	2:38.507	42.753	1:14.888	40.866	159.1	13:10.794							
6	2:38.835	42.648	1:15.328	40.859	158.7	15:49.629							
7	2:39.372	42.782	1:15.565	41.025	158.2	18:29.001							
8	2:39.386	42.813	1:15.456	41.117	158.2	21:08.387							
9	2:40.553	42.782	1:15.680	42.091	157.0	23:48.940							
25 Larry TEN VOORDE NLD													
Team GP Elite Porsche 911 GT3 Cup (Type 992)													
1	2:40.575	44.878	1:14.887	40.810	154.3	2:40.575							
2	2:37.739	42.674	1:14.299	40.766	159.8	5:18.314							
3	2:37.943	42.568	1:14.738	40.637	159.6	7:56.257							
4	2:38.208	42.930	1:14.405	40.873	159.4	10:34.465							
5	2:38.391	42.677	1:14.630	41.084	159.2	13:12.856							
6	2:38.955	42.486	1:15.326	41.143	158.6	15:51.811							
7	2:39.098	42.997	1:15.197	40.904	158.5	18:30.909							
8	2:39.041	42.911	1:15.286	40.844	158.5	21:09.950							
9	2:40.408	42.949	1:15.937	41.522	157.2	23:50.358							
10	4:17.453	1:16.411	1:55.233	1:05.809	97.9	28:07.811							
11	3:28.461	58.641	1:30.189	59.631	121.0	31:36.272							
12	2:39.961	42.705	1:16.412	40.844	157.6	34:16.233							
27 Ghislain CORDEEL BEL													
GP Elite Porsche 911 GT3 Cup (Type 992)													
1	2:48.678	50.215	1:17.126	41.337	146.9	2:48.678							
2	2:39.660	43.754	1:15.304	40.602	157.9	5:28.338							
3	2:40.544	43.118	1:16.086	41.340	157.1	8:08.882							
4	2:40.916	43.571	1:15.869	41.476	156.7	10:49.798							
5	2:40.650	42.792	1:16.609	41.249	157.0	13:30.448							
6	2:40.929	44.202	1:16.098	40.629	156.7	16:11.377							
7	2:40.829	43.353	1:16.165	41.311	156.8	18:52.206							
8	2:40.111	42.961	1:15.753	41.397	157.5	21:32.317							
9	2:45.591	42.971	1:16.692	45.928	152.3	24:17.908							
10	4:00.890	1:00.141	1:52.518	1:08.231	104.7	28:18.798							
11	3:22.378	57.479	1:25.997	58.902	124.6	31:41.176							
12	2:40.843	42.866	1:16.881	41.096	156.8	34:22.019							
28 Huub VAN EIJNDHOVEN NLD													
Team GP Elite Porsche 911 GT3 Cup (Type 992)													
1	2:46.303	48.890	1:16.281	41.132	149.0	2:46.303							
2	2:39.897	43.156	1:15.678	41.063	157.7	5:26.200							
3	2:41.071	43.190	1:16.278	41.603	156.5	8:07.271							
4	2:39.490	43.021	1:15.555	40.914	158.1	10:46.761							
5	2:39.835	42.890	1:16.042	40.903	157.8	13:26.596							
6	2:40.163	43.005	1:16.120	41.038	157.4	16:06.759							
7	2:40.860	43.002	1:16.996	40.862	156.7	18:47.619							
8	2:41.617	43.258	1:16.815	41.544	156.0	21:29.236							
9	2:43.123	43.189	1:16.920	43.014	154.6	24:12.359							
10	4:04.380	1:03.768	1:52.860	1:07.752	103.2	28:16.739							
11	3:23.642	57.549	1:26.877	59.216	123.8	31:40.381							
12	2:40.852	42.794	1:16.528	41.530	156.8	34:21.233							
31 Sebastian FREYMUTH DEU													
Team Huber Racing Porsche 911 GT3 Cup (Type 992)													
1	2:47.336	49.394	1:16.179	41.763	148.1	2:47.336							
2	2:40.077	43.559	1:15.477	41.041	157.5	5:27.413							
3	2:40.263	43.350	1:15.728	41.185	157.3	8:07.676							
4	2:41.663	43.173	1:16.317	42.173	156.0	10:49.339							
5	2:40.623	43.094	1:16.469	41.060	157.0	13:29.962							
6	2:40.875	43.810	1:15.974	41.091	156.7	16:10.837							



Porsche Carrera Cup Germany 6 Hours of Spa-Francorchamps Race 2

Sector Analysis

— Invalidated Lap ■ Personal Best ■ Session Best B Crossing the pit lane

Lap	Time	Sector 1	Sector 2	Sector 3	Kph	Elapsed	Lap	Time	Sector 1	Sector 2	Sector 3	Kph	Elapsed
7	2:41.623	43.073	1:16.382	42.168	156.0	18:52.460	4	2:40.577	43.343	1:16.057	41.177	157.0	10:51.752
8	2:40.690	43.269	1:16.221	41.200	156.9	21:33.150	5	2:41.331	43.290	1:16.403	41.638	156.3	13:33.083
9	<u>2:45.575</u>	43.184	1:16.537	45.854	152.3	24:18.725	6	<u>2:41.021</u>	43.697	1:16.217	41.107	156.6	16:14.104
10	4:01.112	59.828	1:53.398	1:07.886	104.6	28:19.837	7	<u>2:41.342</u>	43.277	1:16.869	41.196	156.3	18:55.446
11	3:21.687	57.376	1:25.785	58.526	125.0	31:41.524	8	<u>2:45.360</u>	43.741	1:19.272	42.347	152.5	21:40.806
12	2:41.073	42.541	1:17.003	41.529	156.5	34:22.597							

34 Theo OEVERHAUS DEU						
CarTech Motorsport Bank Porsche 911 GT3 Cup (Type 992)						
1	2:44.382	47.438	1:15.770	41.174	150.7	2:44.382
2	<u>2:39.272</u>	42.915	1:14.946	41.411	158.3	5:23.654
3	2:37.578	42.759	1:14.392	40.427	160.0	8:01.232
4	2:38.926	42.908	1:14.840	41.178	158.7	10:40.158
5	2:38.833	43.056	1:14.699	41.078	158.7	13:18.991
6	<u>2:39.420</u>	42.772	1:15.481	41.167	158.2	15:58.411
7	<u>2:38.634</u>	42.695	1:15.205	40.734	158.9	18:37.045
8	<u>2:40.058</u>	43.467	1:15.724	40.867	157.5	21:17.103
9	2:41.394	43.088	1:15.573	42.733	156.2	23:58.497
10	4:13.163	1:11.021	1:55.411	1:06.731	99.6	28:11.660
11	3:25.915	57.951	1:28.340	59.624	122.4	31:37.575
12	2:40.429	42.862	1:16.415	41.152	157.2	34:18.004

40 Janne STIAK DEU						
ID Racing Porsche 911 GT3 Cup (Type 992)						
1	2:48.302	49.467	1:17.047	41.788	147.2	2:48.302
2	2:42.044	44.462	1:15.872	41.710	155.6	5:30.346
3	2:40.200	43.291	1:15.759	41.150	157.4	8:10.546
4	2:40.254	43.075	1:16.002	41.177	157.3	10:50.800
5	2:40.615	42.898	1:16.450	41.267	157.0	13:31.415
6	2:40.918	43.745	1:16.012	41.161	156.7	16:12.333
7	2:40.921	43.162	1:16.533	41.226	156.7	18:53.254
8	2:40.947	43.357	1:16.333	41.257	156.7	21:34.201
9	<u>2:46.629</u>	43.297	1:16.521	46.811	151.3	24:20.830
10	3:59.582	58.702	1:52.946	1:07.934	105.2	28:20.412
11	3:21.657	57.348	1:25.595	58.714	125.0	31:42.069
12	<u>2:41.154</u>	43.001	1:16.275	41.878	156.5	34:23.223

41 Diego STIFTER ITA						
ID Racing Porsche 911 GT3 Cup (Type 992)						
1	2:55.189	53.711	1:18.717	42.761	141.4	2:55.189
2	2:42.832	44.325	1:16.743	41.764	154.8	5:38.021
3	2:41.582	43.756	1:16.224	41.602	156.0	8:19.603
4	2:41.188	43.867	1:16.198	41.123	156.4	11:00.791
5	2:41.639	43.777	1:16.404	41.458	156.0	13:42.430
6	2:42.940	43.571	1:16.636	42.733	154.7	16:25.370
7	2:41.651	43.437	1:16.919	41.295	156.0	19:07.021
8	2:41.760	43.540	1:16.867	41.353	155.9	21:48.781
9	2:44.242	43.612	1:17.195	43.435	153.5	24:33.023
10	3:54.752	53.420	1:51.982	1:09.350	107.4	28:27.775
11	3:18.650	56.411	1:24.343	57.896	126.9	31:46.425
12	2:42.777	43.891	1:16.955	41.931	154.9	34:29.202


44 Jonas GREIF DEU						
ProfilDoors by Huber Racing Porsche 911 GT3 Cup (Type 992)						
1	2:50.039	50.772	1:17.312	41.955	145.7	2:50.039
2	2:40.790	43.894	1:15.602	41.294	156.8	5:30.829
3	<u>2:40.346</u>	43.556	1:15.681	41.109	157.2	8:11.175

54 Michael ESSMANN DEU						
CarTech Motorsport Bank Porsche 911 GT3 Cup (Type 992)						
1	2:54.861	52.729	1:19.157	42.975	141.7	2:54.861
2	2:41.941	44.092	1:16.309	41.540	155.7	5:36.802
3	2:41.112	44.017	1:15.904	41.191	156.5	8:17.914
4	2:40.389	43.631	1:15.684	41.074	157.2	10:58.303
5	2:40.571	43.463	1:15.732	41.376	157.0	13:38.874
6	<u>2:41.296</u>	43.556	1:16.438	41.302	156.3	16:20.170
7	2:41.842	44.379	1:16.338	41.125	155.8	19:02.012
8	2:42.144	44.509	1:16.425	41.210	155.5	21:44.156
9	2:44.516	44.094	1:16.773	43.649	153.3	24:28.672
10	3:57.266	55.841	1:52.526	1:08.899	106.3	28:25.938
11	3:19.088	56.268	1:25.032	57.788	126.6	31:45.026
12	2:41.706	44.001	1:16.727	40.978	155.9	34:26.732

55 Lorenzo FERRARI ITA						
Proton Competition Porsche 911 GT3 Cup (Type 992)						
1	2:52.935	52.665	1:18.249	42.021	143.3	2:52.935
2	2:40.690	43.484	1:16.114	41.092	156.9	5:33.625
3	<u>2:41.428</u>	43.276	1:16.756	41.396	156.2	8:15.053
4	<u>2:40.406</u>	43.068	1:16.173	41.165	157.2	10:55.459
5	<u>2:40.628</u>	43.272	1:16.176	41.180	157.0	13:36.087
6	<u>2:42.394</u>	44.105	1:16.889	41.400	155.3	16:18.481
7	<u>2:42.220</u>	44.105	1:15.910	42.205	155.4	19:00.701
8	2:42.440	43.499	1:17.537	41.404	155.2	21:43.141
9	2:48.840	44.521	1:18.111	46.208	149.3	24:31.981
10	3:54.855	53.596	1:52.221	1:09.038	107.4	28:26.836
11	3:18.721	56.351	1:24.839	57.531	126.9	31:45.557
12	2:42.587	43.791	1:17.234	41.562	155.1	34:28.144

65 Kai PFISTER DEU						
HRT Performance Porsche 911 GT3 Cup (Type 992)						
1	2:58.113	55.463	1:18.509	44.141	139.1	2:58.113
2	2:46.406	45.709	1:18.307	42.390	151.5	5:44.519
3	2:43.967	44.717	1:16.848	42.402	153.8	8:28.486
4	2:42.663	44.543	1:16.421	41.699	155.0	11:11.149
5	2:43.943	45.121	1:16.569	42.253	153.8	13:55.092
6	2:43.741	44.738	1:16.955	42.048	154.0	16:38.833
7	2:44.187	44.732	1:17.553	41.902	153.6	19:23.020
8	2:43.811	44.601	1:17.326	41.884	153.9	22:06.831
9	2:48.723	44.874	1:18.155	45.694	149.4	24:55.554
10	3:36.262	45.749	1:41.125	1:09.388	116.6	28:31.816
11	3:17.491	57.352	1:22.662	57.477	127.7	31:49.307
12	2:43.842	44.288	1:17.383	42.171	153.9	34:33.149

68 Tim STENDER DEU						
HRT Performance Porsche 911 GT3 Cup (Type 992)						
1	2:57.475	55.491	1:18.984	43.000	139.6	2:57.475
2	2:43.060	44.643	1:16.899	41.518	154.6	5:40.535
3	2:43.593	44.254	1:16.861	42.478	154.1	8:24.128
4	<u>2:41.982</u>	43.847	1:16.564	41.571	155.7	11:06.110



Porsche Carrera Cup Germany 6 Hours of Spa-Francorchamps Race 2

Sector Analysis

— Invalidated Lap ■ Personal Best ■ Session Best B Crossing the pit lane

Lap	Time	Sector 1	Sector 2	Sector 3	Kph	Elapsed	Lap	Time	Sector 1	Sector 2	Sector 3	Kph	Elapsed
5	2:42.956	44.129	1:17.367	41.460	154.7	13:49.066	2	2:40.430	43.151	1:15.680	41.599	157.2	5:26.003
6	2:43.483	44.328	1:17.264	41.891	154.2	16:32.549	3	2:40.120	42.745	1:16.051	41.324	157.5	8:06.123
7	2:42.491	44.050	1:17.038	41.403	155.2	19:15.040	4	2:39.386	42.921	1:15.452	41.013	158.2	10:45.509
8	2:41.916	43.767	1:16.710	41.439	155.7	21:56.956	5	2:39.538	42.636	1:16.031	40.871	158.0	13:25.047
9	2:44.575	43.770	1:17.006	43.799	153.2	24:41.531	6	2:39.859	42.905	1:15.807	41.147	157.7	16:04.906
10	3:48.844	49.279	1:50.801	1:08.764	110.2	28:30.375	7	2:39.881	42.544	1:16.091	41.246	157.7	18:44.787
11	3:18.199	57.593	1:23.110	57.496	127.2	31:48.574	8	2:40.868	43.151	1:16.269	41.448	156.7	21:25.655
12	2:42.667	44.002	1:17.061	41.604	155.0	34:31.241	9	2:41.508	42.932	1:16.264	42.312	156.1	24:07.163

69 **Holger HARMSEN** DEU
HRT Performance Porsche 911 GT3 Cup (Type 992)

1	3:01.729	56.622	1:20.978	44.129	136.3	3:01.729
2	2:51.269	46.353	1:21.145	43.771	147.2	5:52.998
3	2:50.334	45.629	1:20.756	43.949	148.0	8:43.332
4	2:53.803	46.080	1:23.958	43.765	145.1	11:37.135
5	2:52.585	46.048	1:22.306	44.231	146.1	14:29.720
6	2:50.885	45.906	1:21.324	43.655	147.6	17:20.605
7	2:47.891	45.304	1:20.077	42.510	150.2	20:08.496
8	2:48.427	45.762	1:19.728	42.937	149.7	22:56.923
9	2:51.662	45.462	1:22.864	43.336	146.9	25:48.585
10	2:49.897	45.696	1:21.142	43.059	148.4	28:38.482
11	3:11.704	51.718	1:22.744	57.242	131.5	31:50.186
12	2:45.106	44.790	1:18.070	42.246	152.7	34:35.292

77 **Leon KÖHLER** DEU
Huber Racing Porsche 911 GT3 Cup (Type 992)

1	2:43.351	45.849	1:15.922	41.580	151.7	2:43.351
2	2:40.536	42.751	1:15.991	41.794	157.1	5:23.887
3	2:40.477	43.253	1:16.109	41.115	157.1	8:04.364
4	2:40.628	43.098	1:15.803	41.727	157.0	10:44.992
5	2:40.538	42.856	1:16.061	41.621	157.1	13:25.530
6	2:40.573	43.313	1:15.930	41.330	157.0	16:06.103
7	2:40.446	43.372	1:15.900	41.174	157.2	18:46.549
8	2:41.351	43.383	1:16.563	41.405	156.3	21:27.900
9	2:43.152	43.495	1:17.059	42.598	154.5	24:11.052
10	4:04.867	1:04.253	1:53.102	1:07.512	103.0	28:15.919
11	3:23.985	57.810	1:26.877	59.298	123.6	31:39.904
12	2:40.946	43.060	1:16.419	41.467	156.7	34:20.850

84 **Ahmad ALSHEHAB** KWT
CarTech Motorsport Bank Porsche 911 GT3 Cup (Type 992)

1	2:53.847	51.946	1:19.436	42.465	142.5	2:53.847
2	2:41.520	43.681	1:16.554	41.285	156.1	5:35.367
3	2:40.950	43.512	1:16.235	41.203	156.7	8:16.317
4	2:40.475	43.072	1:15.882	41.521	157.1	10:56.792
5	2:40.622	43.079	1:16.049	41.494	157.0	13:37.414
6	2:42.028	43.325	1:16.991	41.712	155.6	16:19.442
7	2:41.742	43.309	1:16.246	42.187	155.9	19:01.184
8	2:40.365	43.249	1:15.997	41.119	157.2	21:41.549
9	2:45.214	43.475	1:16.152	45.587	152.6	24:26.763
10	3:58.052	56.607	1:52.793	1:08.652	105.9	28:24.815
11	3:19.434	56.284	1:25.181	57.969	126.4	31:44.249
12	2:40.778	43.218	1:16.062	41.498	156.8	34:25.027

87 **Ariel LEVI** ISR
Team Huber Racing Porsche 911 GT3 Cup (Type 992)

1	2:45.573	48.059	1:15.779	41.735	149.6	2:45.573
---	----------	--------	----------	--------	-------	----------

92 **Luca RETTENBACHER** AUT
Huber Racing Porsche 911 GT3 Cup (Type 992)


1	2:49.513	50.056	1:17.484	41.973	146.2	2:49.513
2	2:40.148	43.482	1:15.893	40.773	157.4	5:29.661
3	2:39.318	43.099	1:15.260	40.959	158.3	8:08.979
4	2:40.319	43.296	1:15.805	41.218	157.3	10:49.298
5	2:40.151	43.125	1:16.238	40.788	157.4	13:29.449
6	2:40.153	43.266	1:15.463	41.424	157.4	16:09.602
7	2:39.152	43.130	1:15.701	40.321	158.4	18:48.754
8	2:39.522	43.296	1:15.562	40.664	158.1	21:28.276
9	2:40.857	43.109	1:15.901	41.847	156.7	24:09.133
10	4:06.108	1:04.258	1:54.173	1:07.677	102.5	28:15.241
11	3:24.098	57.550	1:27.276	59.272	123.5	31:39.339
12	2:39.819	42.880	1:15.781	41.158	157.8	34:19.158

98 **Jan SEYFFERT** DEU
HP Racing Int. with Huber Porsche 911 GT3 Cup (Type 992)

1	2:50.448	50.102	1:18.710	41.636	145.4	2:50.448
2	2:41.102	43.627	1:16.197	41.278	156.5	5:31.550
3	2:40.169	43.062	1:15.962	41.145	157.4	8:11.719
4	2:40.406	43.076	1:16.289	41.041	157.2	10:52.125
5	2:47.497	43.144	1:21.591	42.762	150.5	13:39.622
6	2:43.009	43.186	1:16.615	43.208	154.7	16:22.631
7	2:48.675	43.063	1:24.494	41.118	149.5	19:11.306
8	2:40.362	43.177	1:15.973	41.212	157.2	21:51.668
9	2:45.257	43.186	1:16.371	45.700	152.6	24:36.925
10	3:52.369	51.256	1:51.785	1:09.328	108.5	28:29.294
11	3:18.329	56.934	1:23.654	57.741	127.1	31:47.623
12	2:42.410	43.377	1:17.317	41.716	155.2	34:30.033

99 **Bastian BUUS** DNK
Allied-Racing Porsche 911 GT3 Cup (Type 992)

1	2:43.131	46.295	1:15.473	41.363	151.9	2:43.131
2	2:39.729	42.683	1:15.581	41.465	157.9	5:22.860
3	2:37.996	42.681	1:14.716	40.599	159.6	8:00.856
4	2:38.992	42.859	1:15.121	41.012	158.6	10:39.848
5	2:38.809	42.768	1:15.009	41.032	158.8	13:18.657
6	2:39.733	42.785	1:15.506	41.442	157.9	15:58.390
7	2:39.763	43.013	1:15.650	41.100	157.8	18:38.153
8	2:39.514	42.966	1:15.657	40.891	158.1	21:17.667
9	2:41.382	42.856	1:16.101	42.425	156.2	23:59.049
10	4:12.970	1:10.730	1:55.377	1:06.863	99.7	28:12.019
11	3:25.837	57.777	1:28.508	59.552	122.5	31:37.856
12	2:39.586	42.885	1:15.919	40.782	158.0	34:17.442




Porsche Carrera Cup Germany 6 Hours of Spa-Francorchamps Race 2

Analysis by lap

Lapped ■


No	Lap Time	Gap	No	Lap Time	Gap	No	Lap Time	Gap	No	Lap Time	Gap	No	Lap Time	Gap	
Lap 1															
24	2:38.595	0.000	4	2:42.235	18.550	8	2:40.869	16.893	19	2:39.047	6.969	68	2:42.491	46.039	
25	2:40.575	1.980	84	2:41.520	19.253	92	2:40.319	17.011	14	2:39.265	7.543	65	2:44.187	54.019	
19	2:41.527	2.932	5	2:42.111	20.234	31	2:41.663	17.052	99	2:39.733	8.761	69	2:47.891	1:39.495	
14	2:42.087	3.492	54	2:41.941	20.688	27	2:40.916	17.511	34	2:39.420	8.782	Lap 8			
12	2:42.779	4.184	41	2:42.832	21.907	40	2:40.254	18.513	12	2:39.966	14.110	24	2:39.386		
99	2:43.131	4.536	22	2:43.297	22.743	44	2:40.577	19.465	13	2:40.233	14.738	25	2:39.041	1.563	
77	2:43.351	4.756	68	2:43.060	24.421	98	2:40.406	19.838	87	2:39.859	15.277	14	2:38.783	6.807	
34	2:44.382	5.787	65	2:46.406	28.405	7	2:40.267	20.349	77	2:40.573	16.474	19	2:39.616	8.408	
6	2:44.608	6.013	69	2:51.269	36.884	23	2:40.373	20.806	28	2:40.163	17.130	34	2:40.058	8.716	
13	2:45.168	6.573	Lap 3			55	2:40.406	23.172	6	2:40.880	19.508	99	2:39.514	9.280	
87	2:45.573	6.978	24	2:37.885		4	2:40.386	23.724	92	2:40.153	19.973	12	2:39.964	15.156	
28	2:46.303	7.708	25	2:37.943	2.258	84	2:40.475	24.505	31	2:40.875	21.208	13	2:39.712	15.322	
31	2:47.336	8.741	19	2:39.320	5.776	5	2:40.459	25.152	27	2:40.929	21.748	87	2:40.868	17.268	
8	2:48.228	9.633	14	2:39.294	6.078	54	2:40.389	26.016	40	2:40.918	22.704	77	2:41.351	19.513	
40	2:48.302	9.707	99	2:37.996	6.857	41	2:41.188	28.504	44	2:41.021	24.475	92	2:39.522	19.889	
27	2:48.678	10.083	34	2:37.578	7.233	22	2:41.336	29.695	23	2:41.002	24.864	28	2:41.617	20.849	
92	2:49.513	10.918	12	2:40.016	9.948	68	2:41.982	33.823	4	2:39.342	26.189	6	2:41.395	23.591	
44	2:50.039	11.444	77	2:40.477	10.365	65	2:42.663	38.862	55	2:42.394	28.852	27	2:40.111	23.930	
98	2:50.448	11.853	13	2:39.319	11.112	69	2:53.803	1:04.848	7	2:40.914	29.204	31	2:40.690	24.763	
7	2:51.004	12.409	87	2:40.120	12.124	Lap 5			84	2:42.028	29.813	40	2:40.947	25.814	
23	2:52.062	13.467	6	2:41.864	13.064	24	2:38.507		5	2:41.735	30.391	4	2:40.561	28.333	
4	2:52.429	13.834	28	2:41.071	13.272	25	2:38.391	2.062	54	2:41.296	30.541	23	2:42.123	29.325	
55	2:52.935	14.340	31	2:40.263	13.677	19	2:39.491	6.757	98	2:43.009	33.002	44	2:45.360	32.419	
84	2:53.847	15.252	8	2:40.323	14.312	14	2:39.470	7.113	41	2:42.940	35.741	7	2:41.140	32.748	
5	2:54.237	15.642	27	2:40.544	14.883	99	2:38.809	7.863	22	2:42.326	36.300	84	2:40.365	33.162	
54	2:54.861	16.266	92	2:39.318	14.980	34	2:38.833	8.197	68	2:43.483	42.920	55	2:42.440	34.754	
41	2:55.189	16.594	40	2:40.200	16.547	12	2:39.841	12.979	65	2:43.741	49.204	5	2:41.538	34.989	
22	2:55.560	16.965	44	2:40.346	17.176	13	2:39.539	13.340	69	2:50.885	1:30.976	54	2:42.144	35.769	
68	2:57.475	18.880	98	2:40.169	17.720	87	2:39.538	14.253	Lap 7			41	2:41.760	40.394	
65	2:58.113	19.518	7	2:40.551	18.370	77	2:40.538	14.736	24	2:39.372		22	2:41.694	41.352	
69	3:01.729	23.134	23	2:40.171	18.721	28	2:39.835	15.802	25	2:39.098	1.908	98	2:40.362	43.281	
Lap 2			55	2:41.428	21.054	6	2:40.077	17.463	14	2:39.239	7.410	68	2:41.916	48.569	
24	2:37.519		4	2:40.961	21.626	8	2:39.627	18.013	34	2:38.634	8.044	65	2:43.811	58.444	
25	2:37.739	2.200	84	2:40.950	22.318	92	2:40.151	18.655	19	2:40.581	8.178	69	2:48.427	1:48.536	
19	2:38.928	4.341	5	2:40.632	22.981	31	2:40.623	19.168	99	2:39.763	9.152	Lap 9			
14	2:38.696	4.669	54	2:41.112	23.915	27	2:40.650	19.654	12	2:39.840	14.578	24	2:40.553		
99	2:39.729	6.746	41	2:41.582	25.604	40	2:40.615	20.621	13	2:39.630	14.996	25	2:40.408	1.418	
34	2:39.272	7.540	22	2:41.789	26.647	44	2:41.331	22.289	87	2:39.881	15.786	14	2:40.502	6.756	
77	2:40.536	7.773	68	2:43.593	30.129	23	2:40.398	22.697	77	2:40.446	17.548	19	2:40.865	8.720	
12	2:41.152	7.817	65	2:43.967	34.487	55	2:40.628	25.293	28	2:40.860	18.618	34	2:41.394	9.557	
6	2:40.591	9.085	69	2:50.334	49.333	4	2:40.465	25.682	92	2:39.152	19.753	99	2:41.382	10.109	
13	2:40.624	9.678	Lap 4			84	2:40.622	26.620	6	2:41.446	21.582	12	2:41.376	15.979	
87	2:40.430	9.889	24	2:38.288		7	2:45.283	27.125	27	2:40.829	23.205	13	2:41.979	16.748	
28	2:39.897	10.086	25	2:38.208	2.178	5	2:40.846	27.491	31	2:41.623	23.459	87	2:41.508	18.223	
31	2:40.077	11.299	19	2:38.285	5.773	54	2:40.571	28.080	40	2:40.921	24.253	92	2:40.857	20.193	
8	2:39.760	11.874	14	2:38.360	6.150	98	2:47.497	28.828	44	2:41.342	26.445	77	2:43.152	22.112	
27	2:39.660	12.224	99	2:38.992	7.561	41	2:41.639	31.636	23	2:41.096	26.588	28	2:43.123	23.419	
92	2:40.148	13.547	34	2:38.926	7.871	22	2:41.621	32.809	4	2:40.341	27.158	6	2:45.146	28.184	
40	2:42.044	14.232	12	2:39.985	11.645	68	2:42.956	38.272	7	2:41.162	30.994	27	2:45.591	28.968	
44	2:40.790	14.715	13	2:39.484	12.308	65	2:43.943	44.298	55	2:42.220	31.700	31	2:45.575	29.785	
98	2:41.102	15.436	77	2:40.628	12.705	69	2:52.585	1:18.926	84	2:41.742	32.183	40	2:46.629	31.890	
7	2:40.814	15.704	87	2:39.386	13.222	Lap 6			5	2:41.818	32.837	4	2:46.061	33.841	
23	2:40.487	16.435	28	2:39.490	14.474	24	2:38.835		54	2:41.842	33.011	23	2:45.588	34.360	
55	2:40.690	17.511	6	2:41.117	15.893	25	2:38.955	2.182	41	2:41.651	38.020	7	2:43.482	35.677	
Lap 5			Lap 6			Lap 7			Lap 8			Lap 9			



Porsche Carrera Cup Germany 6 Hours of Spa-Francorchamps Race 2

Best Sector Times

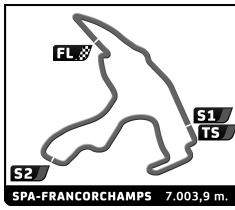
Sector 1			Sector 2			Sector 3			Ideal Lap	Best Lap
Pos	No Driver	Time	No Driver	Time	No Driver	Time	Pos	No Driver		
1	13 A.TAUSCHER	42.412	24 L.HARTOG	1:14.101	34 T.OEVERHAUS	40.427	1	24 L.HARTOG	2:37.128	2:37.519 (1)
2	14 M.SCHURING	42.536	25 L.TEN VORDE	1:14.299	24 L.HARTOG	40.467	2	25 L.TEN VORDE	2:37.504	2:37.739 (3)
3	31 S.FREYMUTH	42.541	34 T.OEVERHAUS	1:14.392	99 B.BUUS	40.599	3	34 T.OEVERHAUS	2:37.578	2:37.578 (2)
4	87 A.LEVI	42.544	19 H.KING	1:14.709	27 G.CORDEEL	40.602	4	99 B.BUUS	2:37.996	2:37.996 (4)
5	24 L.HARTOG	42.560	99 B.BUUS	1:14.716	25 L.TEN VORDE	40.637	5	19 H.KING	2:38.140	2:38.285 (5)
6	25 L.TEN VORDE	42.568	14 M.SCHURING	1:14.920	92 L.RETTENBACHER	40.664	6	14 M.SCHURING	2:38.205	2:38.360 (6)
7	19 H.KING	42.657	4 G.DONCHEV	1:15.002	14 M.SCHURING	40.749	7	27 G.CORDEEL	2:38.698	2:39.660 (13)
8	99 B.BUUS	42.681	92 L.RETTENBACHER	1:15.260	19 H.KING	40.774	8	92 L.RETTENBACHER	2:38.804	2:39.318 (7)
9	12 H.JONES	42.707	27 G.CORDEEL	1:15.304	8 A.FACH	40.831	9	87 A.LEVI	2:38.867	2:39.386 (9)
10	77 L.KÖHLER	42.751	8 A.FACH	1:15.320	28 H.VAN EIJNDHOVEN	40.862	10	13 A.TAUSCHER	2:38.887	2:39.484 (10)
11	8 A.FACH	42.756	23 L.ERTL	1:15.355	87 A.LEVI	40.871	11	8 A.FACH	2:38.907	2:39.627 (12)
12	34 T.OEVERHAUS	42.759	13 A.TAUSCHER	1:15.441	12 H.JONES	40.970	12	31 S.FREYMUTH	2:39.059	2:40.077 (15)
13	27 G.CORDEEL	42.792	87 A.LEVI	1:15.452	54 M.ESSMANN	40.978	13	4 G.DONCHEV	2:39.064	2:39.342 (8)
14	28 H.VAN EIJNDHOVEN	42.794	12 H.JONES	1:15.470	23 L.ERTL	40.979	14	12 H.JONES	2:39.147	2:39.840 (14)
15	6 V.ANDRONACO	42.801	31 S.FREYMUTH	1:15.477	4 G.DONCHEV	40.984	15	28 H.VAN EIJNDHOVEN	2:39.211	2:39.490 (11)
16	92 L.RETTENBACHER	42.880	28 H.VAN EIJNDHOVEN	1:15.555	13 A.TAUSCHER	41.034	16	23 L.ERTL	2:39.398	2:40.373 (21)
17	40 J.STIAK	42.898	44 J.GREIF	1:15.602	31 S.FREYMUTH	41.041	17	77 L.KÖHLER	2:39.669	2:40.477 (24)
18	7 J.FERATI	42.928	54 M.ESSMANN	1:15.684	98 J.SEFFERT	41.041	18	7 J.FERATI	2:39.760	2:40.267 (19)
19	98 J.SEFFERT	43.062	7 J.FERATI	1:15.710	55 L.FERRARI	41.092	19	40 J.STIAK	2:39.807	2:40.200 (18)
20	23 L.ERTL	43.064	40 J.STIAK	1:15.759	44 J.GREIF	41.107	20	6 V.ANDRONACO	2:39.826	2:40.077 (16)
21	55 L.FERRARI	43.068	77 L.KÖHLER	1:15.803	77 L.KÖHLER	41.115	21	44 J.GREIF	2:39.999	2:40.577 (25)
22	84 A.ALSHEHAB	43.072	6 V.ANDRONACO	1:15.826	84 A.ALSHEHAB	41.119	22	98 J.SEFFERT	2:40.065	2:40.169 (17)
23	4 G.DONCHEV	43.078	5 S.SPRENG	1:15.858	7 J.FERATI	41.122	23	55 L.FERRARI	2:40.070	2:40.690 (26)
24	5 S.SPRENG	43.082	84 A.ALSHEHAB	1:15.882	41 D.STIFTER	41.123	24	84 A.ALSHEHAB	2:40.073	2:40.365 (20)
25	44 J.GREIF	43.290	55 L.FERRARI	1:15.910	40 J.STIAK	41.150	25	54 M.ESSMANN	2:40.125	2:40.389 (22)
26	41 D.STIFTER	43.437	98 J.SEFFERT	1:15.962	6 V.ANDRONACO	41.199	26	5 S.SPRENG	2:40.192	2:40.459 (23)
27	54 M.ESSMANN	43.463	22 M.FERRER-AZA	1:16.161	5 S.SPRENG	41.252	27	41 D.STIFTER	2:40.758	2:41.188 (27)
28	22 M.FERRER-AZA	43.514	41 D.STIFTER	1:16.198	22 M.FERRER-AZA	41.260	28	22 M.FERRER-AZA	2:40.935	2:41.336 (28)
29	68 T.STENDER	43.770	65 K.PFISTER	1:16.421	68 T.STENDER	41.403	29	68 T.STENDER	2:41.737	2:42.491 (29)
30	65 K.PFISTER	44.288	68 T.STENDER	1:16.564	65 K.PFISTER	41.699	30	65 K.PFISTER	2:42.408	2:42.663 (30)
31	69 H.HARMSSEN	44.790	69 H.HARMSSEN	1:18.070	69 H.HARMSSEN	42.246	31	69 H.HARMSSEN	2:45.106	2:45.106 (31)



Porsche Carrera Cup Germany 6 Hours of Spa-Francorchamps Race 2

Best Top Speed

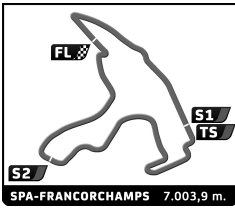
No Driver	Team	Class	Top 1		Top 2		Top 3		Top 4		Top 5		Avg	
			Kph	Lap	Kph	Lap	Kph	Lap	Kph	Lap	Kph	Lap		
25	Larry TEN VOORDE	Team GP Elite	248.5	6	245.2	9	244.6	5	242.4	4	236.6	2	243.5	
77	Leon KÖHLER	Huber Racing	246.8	12	242.4	8	237.6	9	235.6	7	234.5	5	239.4	
98	Jan SEYFFERT	HP Racing Int. with Huber	245.7	8	237.6	9	229.1	2	226.7	3	224.8	5	232.8	
12	Harri JONES	Scherer Sport PHX	R	240.8	8	238.7	5	235.6	9	234.0	7	232.5	2	236.3
24	Loek HARTOG	Team GP Elite	240.8	4	238.2	2	237.6	6	236.6	5	235.6	9	237.8	
84	Ahmad ALSHEHAB	CarTech Motorsport Bonk	ProAm	239.2	7	228.6	9	223.4	4	223.4	3	218.5	6	226.6
65	Kai PFISTER	HRT Performance	ProAm	239.2	8	233.5	6	227.6	9	223.4	7	222.0	4	229.1
44	Jonas GREIF	ProfilDoors by Huber Racing	239.2	5	229.6	7	226.7	4	225.8	6	225.8	8	229.4	
6	Vincent ANDRONACO	Allied-Racing	R	238.7	5	238.2	9	229.6	7	227.6	6	227.2	8	232.3
19	Harry KING	Allied-Racing	238.7	7	236.6	8	235.1	5	234.0	6	233.5	4	235.6	
7	Jasin FERATI	Fach Auto Tech	R	238.7	3	236.6	7	226.7	12	226.7	6	225.8	9	230.9
92	Luca RETTENBACHER	Huber Racing	237.6	5	225.3	9	224.8	12	222.5	8	222.0	6	226.4	
27	Ghislain CORDEEL	GP Elite	R	237.1	5	227.2	9	226.7	8	226.7	3	218.9	6	227.3
40	Janne STIAK	ID Racing	R	236.1	5	225.3	12	223.0	4	220.7	7	218.0	8	224.6
34	Theo OEVERHAUS	CarTech Motorsport Bonk	R	235.6	12	231.5	7	229.6	5	228.1	2	227.6	8	230.5
87	Ariel LEVI	Team Huber Racing	235.6	9	234.0	5	231.0	12	231.0	8	229.1	6	232.1	
8	Alexander FACH	Fach Auto Tech	234.0	5	218.0	4	210.4	3	202.5	2	176.8	1	208.3	
5	Sören SPRENG	GP Elite	ProAm	234.0	9	227.2	4	226.7	6	224.3	5	221.6	8	226.8
23	Lukas ERTL	HP Racing Int. with Huber	231.0	7	230.6	6	229.6	12	226.2	8	224.8	5	228.4	
4	Georgi DONCHEV	ProfilDoors by Huber Racing	ProAm	230.6	9	230.6	12	229.6	7	227.2	6	221.6	3	227.9
99	Bastian BUUS	Allied-Racing	230.1	3	227.6	12	227.2	5	226.7	6	224.8	8	227.3	
14	Morris SCHURING	Fach Auto Tech	229.6	6	226.2	7	226.2	3	225.3	12	222.5	2	226.0	
13	Alexander TAUSCHER	Huber Racing	229.6	9	226.2	4	225.8	12	224.3	5	223.9	6	226.0	
55	Lorenzo FERRARI	Proton Competition	R	229.6	7	224.3	9	223.0	6	221.6	5	220.2	2	223.7
28	Huub VAN EIJNDHOVEN	Team GP Elite	227.6	4	225.3	7	222.0	5	221.6	12	221.6	6	223.6	
69	Holger HARMSSEN	HRT Performance	ProAm	225.3	12	218.9	3	210.8	4	210.0	7	208.8	8	214.8
41	Diego STIFTER	ID Racing	R	224.3	9	222.0	8	220.7	6	212.5	7	211.6	5	218.2
54	Michael ESSMANN	CarTech Motorsport Bonk	ProAm	223.4	6	219.8	5	211.2	4	210.0	12	210.0	9	214.9
31	Sebastian FREYMUTH	Team Huber Racing	222.0	5	218.5	4	217.6	9	212.9	7	211.6	6	216.5	
22	Matteo FERRER-AZA	Scherer Sport PHX	217.6	8	217.2	6	215.9	9	212.5	5	212.1	7	215.1	
68	Tim STENDER	HRT Performance	R	213.7	8	210.4	9	202.5	4	201.8	12	199.2	7	205.5
88	Horst Felix FELBERMAYR	Proton Competition	R											



Porsche Carrera Cup Germany 6 Hours of Spa-Francorchamps Race 2

Lap Chart


No	Pos	Grid	Lap													
			1	2	3	4	5	6	7	8	9	10	11	12		
25	1	25	24	24	24	24	24	24	24	24	24	24	24	24	24	24
24	2	24	25	25	25	25	25	25	25	25	25	25	25	25	25	25
19	3	19	19	19	19	19	19	19	14	14	14	14	14	14	14	14
12	4	12	14	14	14	14	14	14	34	19	19	19	19	19	19	19
14	5	14	12	99	99	99	99	99	19	34	34	34	34	34	34	99
34	6	34	99	34	34	34	34	34	99	99	99	99	99	99	34	34
77	7	77	77	77	12	12	12	12	12	12	12	12	12	12	12	12
13	8	13	34	12	77	13	13	13	13	13	13	13	13	13	92	92
99	9	99	6	6	13	77	87	87	87	87	87	87	87	87	87	13
6	10	6	13	13	87	87	77	77	77	77	92	92	92	92	87	87
40	11	40	87	87	6	28	28	28	28	92	77	77	77	77	77	77
87	12	87	28	28	28	6	6	6	92	28	28	28	28	28	28	28
31	13	31	31	31	31	8	8	92	6	6	6	6	6	6	6	6
8	14	8	8	8	8	92	92	31	27	27	27	27	27	27	27	27
92	15	92	40	27	27	31	31	27	31	31	31	31	31	31	31	31
98	16	98	27	92	92	27	27	40	40	40	40	40	40	40	40	40
28	17	28	92	40	40	40	40	44	44	4	4	4	4	4	23	23
55	18	55	44	44	44	44	44	23	23	23	23	23	23	23	4	4
23	19	23	98	98	98	98	23	4	4	44	7	7	7	7	7	7
44	20	44	7	7	7	7	55	55	7	7	84	84	84	84	84	84
27	21	27	23	23	23	23	4	7	55	84	5	5	5	5	5	5
4	22	4	4	55	55	55	84	84	84	55	54	54	54	54	54	54
41	23	41	55	4	4	4	7	5	5	5	55	55	55	55	55	55
5	24	5	84	84	84	84	5	54	54	54	41	41	41	41	41	41
54	25	54	5	5	5	5	54	98	41	41	22	22	22	22	22	22
7	26	7	54	54	54	54	98	41	22	22	98	98	98	98	98	98
84	27	84	41	41	41	41	41	22	98	98	68	68	68	68	68	68
22	28	22	22	22	22	22	22	68	68	68	65	65	65	65	65	65
68	29	68	68	68	68	68	68	65	65	65	69	69	69	69	69	69
88	30	88	65	65	65	65	65	69	69	69						
65	31	65	69	69	69	69	69									
69	32	69														



Porsche Carrera Cup Germany 6 Hours of Spa-Francorchamps Race 2

Leader Sequence by Class


No	Driver	Team	Car	Start Lap	End Lap	Laps	Total Laps
24	Loek HARTOG	Team GP Elite	Porsche 911 GT3 Cup (Type 91	1	12	12	12
ProAm							
4	Georgi DONCHEV	ProfilDoors by Huber Racing	Porsche 911 GT3 Cup (Type 91	1	12	12	12
R							
12	Harri JONES	Scherer Sport PHX	Porsche 911 GT3 Cup (Type 91	1	1	1	1
34	Theo OEVERHAUS	CarTech Motorsport Bonk	Porsche 911 GT3 Cup (Type 91	2	12	11	11



Porsche Carrera Cup Germany 6 Hours of Spa-Francorchamps Race 2

Fastest Lap Sequence

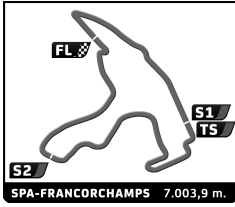
Elapsed	No Driver	Team	Car	Class	Time	Kph	Lap
5:16.114	24 Loek HARTOG	Team GP Elite	Porsche 911 GT3 Cup (Type 992)		2:37.519	160.1	2



Porsche Carrera Cup Germany 6 Hours of Spa-Francorchamps After Race 2

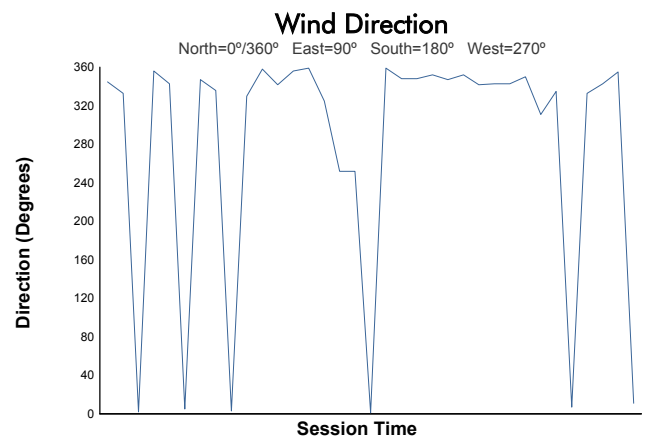
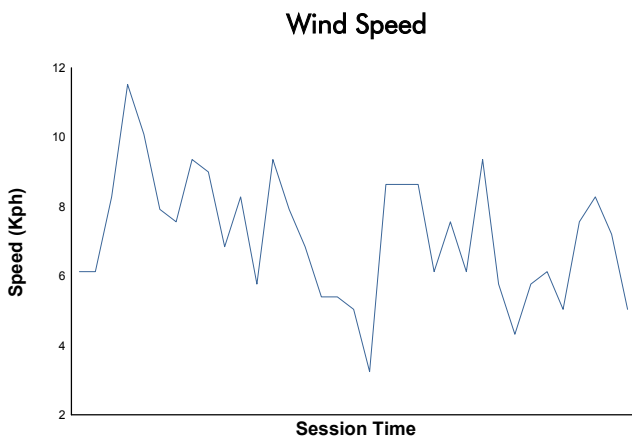
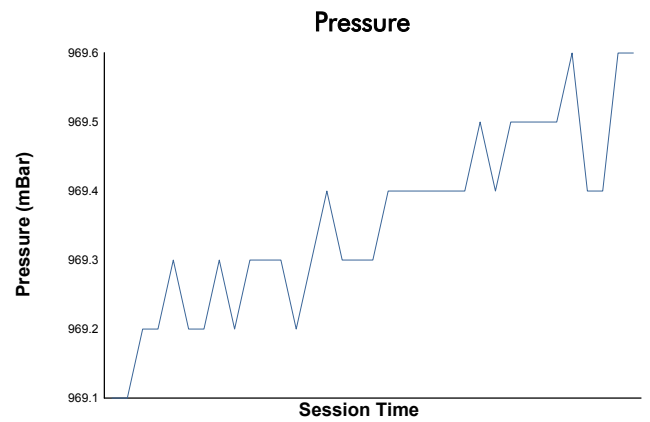
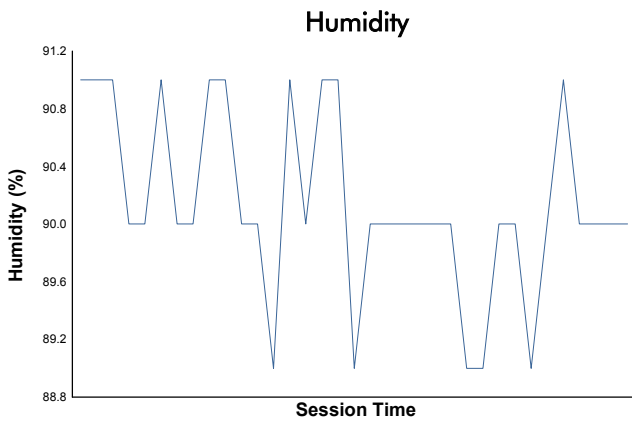
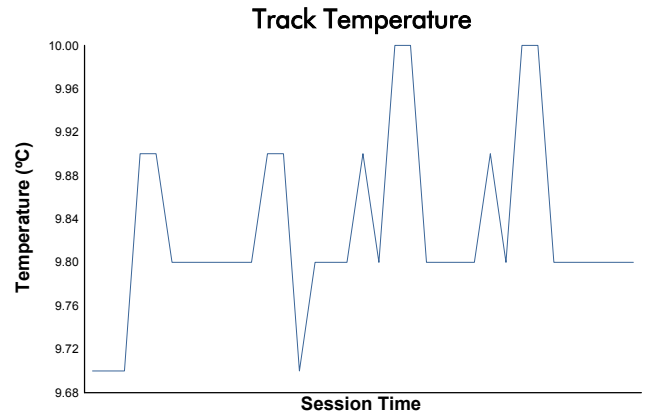
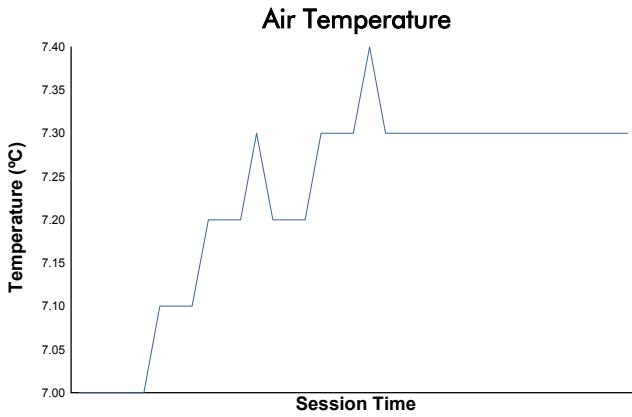
Event maximum speed

No Driver	Team	Car	Class	Top Speed	Lap	Session
41 Diego STIFTER	ID Racing	Porsche 911 GT3 Cup (Type 992)	R	272.9	7	Race 1
77 Leon KÖHLER	Huber Racing	Porsche 911 GT3 Cup (Type 992)		272.3	3	Race 1
19 Harry KING	Allied-Racing	Porsche 911 GT3 Cup (Type 992)		271.6	3	Free Practice
6 Vincent ANDRONACO	Allied-Racing	Porsche 911 GT3 Cup (Type 992)	R	270.2	3	Free Practice
12 Harri JONES	Scherer Sport PHX	Porsche 911 GT3 Cup (Type 992)	R	269.6	7	Race 1
14 Morris SCHURING	Fach Auto Tech	Porsche 911 GT3 Cup (Type 992)		269.6	19	Free Practice
24 Loek HARTOG	Team GP Elite	Porsche 911 GT3 Cup (Type 992)		269.6	10	Free Practice
25 Larry TEN VOORDE	Team GP Elite	Porsche 911 GT3 Cup (Type 992)		269.6	15	Free Practice
8 Alexander FACH	Fach Auto Tech	Porsche 911 GT3 Cup (Type 992)		269.6	10	Free Practice
87 Ariel LEVI	Team Huber Racing	Porsche 911 GT3 Cup (Type 992)		269.6	3	Free Practice
13 Alexander TAUSCHER	Huber Racing	Porsche 911 GT3 Cup (Type 992)		268.9	13	Free Practice
31 Sebastian FREYMUTH	Team Huber Racing	Porsche 911 GT3 Cup (Type 992)		268.2	15	Free Practice
92 Luca RETTENBACHER	Huber Racing	Porsche 911 GT3 Cup (Type 992)		268.2	9	Race 1
99 Bastian BUUS	Allied-Racing	Porsche 911 GT3 Cup (Type 992)		268.2	19	Free Practice
23 Lukas ERTL	HP Racing Int. with Huber	Porsche 911 GT3 Cup (Type 992)		267.6	4	Free Practice
27 Ghislain CORDEEL	GP Elite	Porsche 911 GT3 Cup (Type 992)	R	267.6	4	Free Practice
4 Georgi DONCHEV	ProfilDoors by Huber Racing	Porsche 911 GT3 Cup (Type 992)	ProAm	267.6	12	Race 1
28 Huub VAN EIJNDHOVEN	Team GP Elite	Porsche 911 GT3 Cup (Type 992)		266.9	8	Free Practice
34 Theo OEVERHAUS	CarTech Motorsport Bonk	Porsche 911 GT3 Cup (Type 992)	R	266.9	9	Free Practice
40 Janne STIAK	ID Racing	Porsche 911 GT3 Cup (Type 992)	R	266.9	4	Free Practice
5 Sören SPRENG	GP Elite	Porsche 911 GT3 Cup (Type 992)	ProAm	266.9	11	Free Practice
7 Jasin FERATI	Fach Auto Tech	Porsche 911 GT3 Cup (Type 992)	R	266.9	10	Race 1
88 Horst Felix FELBERMAYR	Proton Competition	Porsche 911 GT3 Cup (Type 992)	R	266.9	10	Free Practice
44 Jonas GREIF	ProfilDoors by Huber Racing	Porsche 911 GT3 Cup (Type 992)		266.2	10	Race 1
84 Ahmad ALSHEHAB	CarTech Motorsport Bonk	Porsche 911 GT3 Cup (Type 992)	ProAm	266.2	17	Free Practice
55 Lorenzo FERRARI	Proton Competition	Porsche 911 GT3 Cup (Type 992)	R	265.6	18	Free Practice
98 Jan SEYFFERT	HP Racing Int. with Huber	Porsche 911 GT3 Cup (Type 992)		265.6	5	Free Practice
22 Matteo FERRER-AZA	Scherer Sport PHX	Porsche 911 GT3 Cup (Type 992)		263.0	20	Free Practice
54 Michael ESSMANN	CarTech Motorsport Bonk	Porsche 911 GT3 Cup (Type 992)	ProAm	261.1	21	Free Practice
68 Tim STENDER	HRT Performance	Porsche 911 GT3 Cup (Type 992)	R	261.1	11	Free Practice
65 Kai PFISTER	HRT Performance	Porsche 911 GT3 Cup (Type 992)	ProAm	259.2	4	Free Practice
69 Holger HARMSEN	HRT Performance	Porsche 911 GT3 Cup (Type 992)	ProAm	254.4	10	Free Practice



6 Hours of Spa-Francorchamps Porsche Carrera Cup Germany Race 2

Weather Report



Track Status: **WET**