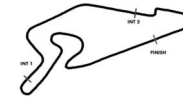


**Test Session 1  
Nürburgring**



**DMSB**

Reg. Nr.:

**Provisional**

**Result List**

Stewards / Race Management

<b>STEWARD</b>	
<b>STEWARD</b>	
<b>STEWARD</b>	
<b>RACE DIRECTOR</b>	Luca Stegner
<b>CLERK OF THE COURSE</b>	Kai Rübenhagen
<b>TECHNICAL DELEGATE</b>	
<b>CHIEF TIMEKEEPER</b>	Steffen Ruhl

Weather Start/Finish

<b>AIR</b>	12.8°C
<b>TRACK</b>	22.1°C
<b>CONDITIONS</b>	Wet
<b>PRESSURE</b>	941 hPa
<b>AIR</b>	13.2°C
<b>TRACK</b>	22.1°C
<b>CONDITIONS</b>	Wet
<b>PRESSURE</b>	941 hPa

Track Information

<b>GREEN FLAG</b>	09:00:00
<b>CHEQUERED FLAG</b>	09:45:00
<b>SAFETY CAR PHASE</b>	0
<b>FULL COURSE YELLOW PHASE</b>	0
<b>TRACK NAME</b>	Nürburgring
<b>TRACK LENGTH</b>	3629m
<b>TURN COUNT</b>	11
<b>FASTEST LAP:</b>	#25. TEN - 1:38.848

STARTED: 32 CLASSIFIED: 32 NOT CLASSIFIED: 0 DISQUALIFIED: 0

Nr.	Drivers	Team	Lap	Best Time	Gap	Diff	Kph	Day Time
Cl.	Car	Competitor						
1	25 L.ten Voorde(NLD) Porsche 911 GT3 Cup	Team GP Elite(NLD)	6	1:38.848			132.1	9:11:45
2	24 L.Hartog(NLD) Porsche 911 GT3 Cup	Team GP Elite(NLD)	4	1:39.044	0.196	0.196	131.9	9:10:46
3	12 H.Jones(AUS) Porsche 911 GT3 Cup	Scherer Sport PHX(DEU)	6	1:39.391	0.543	0.347	131.4	9:12:14
4	99 B.Buus(DNK) Porsche 911 GT3 Cup	Allied-Racing(DEU)	17	1:39.443	0.595	0.052	131.3	9:43:31
5	6 V.Andronaco(DEU) Porsche 911 GT3 Cup	Allied-Racing(DEU)	7	1:39.712	0.864	0.269	131.0	9:15:23
6	77 L.Köhler(DEU) Porsche 911 GT3 Cup	Huber Racing(DEU)	6	1:39.742	0.894	0.030	130.9	9:13:07
7	14 M.Schuring(NLD) Porsche 911 GT3 Cup	FACH AUTO TECH(CHE)	10	1:39.927	1.079	0.185	130.7	9:36:05
8	19 H.King(GBR) Porsche 911 GT3 Cup	Allied-Racing(DEU)	16	1:39.956	1.108	0.029	130.7	9:41:47
9	13 A.Tauscher(DEU) Porsche 911 GT3 Cup	Huber Racing(DEU)	13	1:40.366	1.518	0.410	130.1	9:32:52
10	27 G.Cordeel(BEL) Porsche 911 GT3 Cup	GP Elite(NLD)	10	1:40.653	1.805	0.287	129.7	9:29:45
11	28 H.van Eindhoven(NLD) Porsche 911 GT3 Cup	Team GP Elite(NLD)	5	1:40.655	1.807	0.002	129.7	9:10:02
12	8 A.Fach(CHE) Porsche 911 GT3 Cup	FACH AUTO TECH(CHE)	8	1:40.770	1.922	0.115	129.6	9:30:51
13	66 A.Smalley(GBR) Porsche 911 GT3 Cup	Proton Competition(DEU)	14	1:40.783	1.935	0.013	129.6	9:34:53
14	31 S.Freymuth(DEU) Porsche 911 GT3 Cup	TEAM HUBER RACING(AUT)	6	1:41.022	2.174	0.239	129.3	9:13:15
15	40 J.Stiak(DEU) Porsche 911 GT3 Cup	ID Racing(DEU)	8	1:41.173	2.325	0.151	129.1	9:16:05
16	34 T.Oeverhaus(DEU) Porsche 911 GT3 Cup	CarTech Motorsport Bonk(DEU)	16	1:41.347	2.499	0.174	128.9	9:39:18
17	7 J.Ferati(CHE) Porsche 911 GT3 Cup	FACH AUTO TECH(CHE)	6	1:41.496	2.648	0.149	128.7	9:11:49
18	92 L.Rettenbacher(AUT) Porsche 911 GT3 Cup	Huber Racing(DEU)	18	1:41.502	2.654	0.006	128.7	9:45:22
19	84 A.Alshehab(KUW) Porsche 911 GT3 Cup	CarTech Motorsport Bonk(DEU)	19	1:41.634	2.786	0.132	128.5	9:44:09
20	22 M.Ferrer-Aza(CHE) Porsche 911 GT3 Cup	Scherer Sport PHX(DEU)	8	1:41.778	2.930	0.144	128.3	9:14:29
21	5 S.Spreng(DEU) Porsche 911 GT3 Cup	GP Elite(NLD)	7	1:41.825	2.977	0.047	128.3	9:13:51

**Test Session 1  
Nürburgring**



Reg. Nr.:

**Provisional**

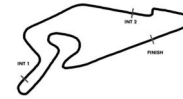
**Result List**

Nr.	Drivers	Team	Lap	Best Time	Gap	Diff	Kph	Day Time
Cl.	Car	Competitor						
22	88 H.Felbermayr(AUT) Porsche 911 GT3 Cup	Proton Competition(DEU)	19	1:41.998	3.150	0.173	128.0	9:45:27
23	98 J.Seyffert(DEU) Porsche 911 GT3 Cup	HP Racing Int. with Huber(DEU)	15	1:42.049	3.201	0.051	128.0	9:42:23
24	68 T.Stender(DEU) Porsche 911 GT3 Cup	HRT Performance(DEU)	20	1:42.728	3.880	0.679	127.1	9:44:33
25	41 D.Stifter(ITA) Porsche 911 GT3 Cup	ID Racing(DEU)	7	1:42.958	4.110	0.230	126.8	9:15:28
26	4 G.Donchev(BGR) Porsche 911 GT3 Cup	ProfilDoors by Huber Racing(AUT)	7	1:43.022	4.174	0.064	126.8	9:15:09
27	87 A.Levi(ISR) Porsche 911 GT3 Cup	TEAM HUBER RACING(AUT)	14	1:43.220	4.372	0.198	126.5	9:43:54
28	65 K.Pfister(DEU) Porsche 911 GT3 Cup	HRT Performance(DEU)	8	1:43.310	4.462	0.090	126.4	9:15:49
29	44 J.Greif(DEU) Porsche 911 GT3 Cup	ProfilDoors by Huber Racing(AUT)	9	1:43.455	4.607	0.145	126.2	9:29:43
30	54 M.Essmann(GER) Porsche 911 GT3 Cup	CarTech Motorsport Bonk(DEU)	9	1:44.232	5.384	0.777	125.3	9:17:02
31	33 F.Hirsiger(CHE) Porsche 911 GT3 Cup	SRS Team Sorg Rennsport(CHE)	6	1:44.770	5.922	0.538	124.6	9:13:48
32	69 H.Harmsen(DEU) Porsche 911 GT3 Cup	HRT Performance(DEU)	15	1:48.037	9.189	3.267	120.9	9:41:18
<b>Did not start</b>								
23	L.Ertl(DEU) Porsche 911 GT3 Cup	HP Racing Int. with Huber(DEU)						

**Subject to final scrutineering!**

Publication time:	Clerk of the Course: Kai Rübenhagen	Timekeeper: Steffen Ruhl
-------------------	-------------------------------------	--------------------------

**Test Session 1  
Nürburgring**



Reg. Nr.:

**Provisional**

**Class Result List**

Stewards / Race Management

STEWARD	
STEWARD	
STEWARD	
RACE DIRECTOR	Luca Stegner
CLERK OF THE COURSE	Kai Rübenhagen
TECHNICAL DELEGATE	
CHIEF TIMEKEEPER	Steffen Ruhl

Weather Start/Finish

AIR	12.8°C
TRACK	22.1°C
CONDITIONS	Wet
PRESSURE	941 hPa
AIR	13.2°C
TRACK	22.1°C
CONDITIONS	Wet
PRESSURE	941 hPa

Track Information

GREEN FLAG	09:00:00
CHEQUERED FLAG	09:45:00
SAFETY CAR PHASE	0
FULL COURSE YELLOW PHASE	0
TRACK NAME	Nürburgring
TRACK LENGTH	3629m
TURN COUNT	11
FASTEST LAP:	#25. TEN - 1:38.848

STARTED: 32 CLASSIFIED: 32 NOT CLASSIFIED: 0 DISQUALIFIED: 0

Nr.	Drivers	Team	Lap	Best Time	Gap	Diff	Kph	Day Time
	Car	Competitor						

**CLASS: Rookie**


<b>Started: 11</b>	<b>Classified: 11</b>	<b>Not Classified: 0</b>						
1	12 H.Jones(AUS) Porsche 911 GT3 Cup	Scherer Sport PHX(DEU)	6	1:39.391			131.4	9:12:14
2	6 V.Andronaco(DEU) Porsche 911 GT3 Cup	Allied-Racing(DEU)	7	1:39.712	0.321	0.321	131.0	9:15:23
3	27 G.Cordeel(BEL) Porsche 911 GT3 Cup	GP Elite(NLD)	10	1:40.653	1.262	0.941	129.7	9:29:45
4	66 A.Smalley(GBR) Porsche 911 GT3 Cup	Proton Competition(DEU)	14	1:40.783	1.392	0.130	129.6	9:34:53
5	40 J.Stiak(DEU) Porsche 911 GT3 Cup	ID Racing(DEU)	8	1:41.173	1.782	0.390	129.1	9:16:05
6	34 T.Oeverhaus(DEU) Porsche 911 GT3 Cup	CarTech Motorsport Bonk(DEU)	16	1:41.347	1.956	0.174	128.9	9:39:18
7	7 J.Ferati(CHE) Porsche 911 GT3 Cup	FACH AUTO TECH(CHE)	6	1:41.496	2.105	0.149	128.7	9:11:49
8	88 H.Felbermayr(AUT) Porsche 911 GT3 Cup	Proton Competition(DEU)	19	1:41.998	2.607	0.502	128.0	9:45:27
9	68 T.Stender(DEU) Porsche 911 GT3 Cup	HRT Performance(DEU)	20	1:42.728	3.337	0.730	127.1	9:44:33
10	41 D.Stifter(ITA) Porsche 911 GT3 Cup	ID Racing(DEU)	7	1:42.958	3.567	0.230	126.8	9:15:28
11	33 F.Hirsiger(CHE) Porsche 911 GT3 Cup	SRS Team Sorg Rennsport(CHE)	6	1:44.770	5.379	1.812	124.6	9:13:48

**CLASS: ProAm**

<b>Started: 6</b>	<b>Classified: 6</b>	<b>Not Classified: 0</b>						
1	84 A.Alshehab(KUW) Porsche 911 GT3 Cup	CarTech Motorsport Bonk(DEU)	19	1:41.634			128.5	9:44:09
2	5 S.Spreng(DEU) Porsche 911 GT3 Cup	GP Elite(NLD)	7	1:41.825	0.191	0.191	128.3	9:13:51
3	4 G.Donchev(BGR) Porsche 911 GT3 Cup	ProfilDoors by Huber Racing(AUT)	7	1:43.022	1.388	1.197	126.8	9:15:09
4	65 K.Pfister(DEU) Porsche 911 GT3 Cup	HRT Performance(DEU)	8	1:43.310	1.676	0.288	126.4	9:15:49
5	54 M.Essmann(GER) Porsche 911 GT3 Cup	CarTech Motorsport Bonk(DEU)	9	1:44.232	2.598	0.922	125.3	9:17:02
6	69 H.Harmsen(DEU) Porsche 911 GT3 Cup	HRT Performance(DEU)	15	1:48.037	6.403	3.805	120.9	9:41:18

Subject to final scrutineering!

**Test Session 1**  
**Nürburgring**



Reg. Nr.:

**Provisional**

**Class Result List**

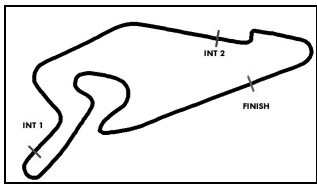
Nr. Drivers	Team	Lap	Best Time	Gap	Diff	Kph	Day Time
Car	Competitor						

Publication time:

Clerk of the Course: Kai Rübenhagen

Timekeeper: Steffen Ruhl





# Porsche Carrera Cup Deutschland

**PORSCHE**

**CARRERA CUP  
DEUTSCHLAND**

## Sector List Test Session 1

Provisional

**DMSB** Reg. Nr.:

03 August 2023 09:00:00

Nürburgring, Length: 3629m

Air temperature: 13.22°C

Track temperature: 22.1°C

Weather condition: Wet

Lap	Id	Time	SE1	SP1	SE2	SP2	SE3	SP3	TSP	Lap	Id	Time	SE1	SP1	SE2	SP2	SE3	SP3	TSP
8	0	1:40.776	52.215	128	24.620	237	23.941	187	237	19	0	1:41.475	52.135	127	24.572	238	24.768	187	238
9	0	1:40.337	51.678	126	24.623	237	24.036	188	237	20	0	1:40.558	51.800	117	24.812	237	23.946	188	237
10	0	2:26.847	1:01.442	80	47.445	80	37.960		80	21	0	1:40.658	51.855	123	24.849	235	23.954	187	235
11	0	8:28.171	7:30.762	119	29.885	147	27.524	185	147										

### 13 Tauscher, DEU(#1)

theoretical besttime: **1:40.099**

1	0	3:08.478	2:15.666	123	25.954	186	26.858	180	186	11	0	1:41.145	52.386	126	24.668	235	24.091	185	235
2	0	1:43.430	54.174	126	24.861	220	24.395	186	220	12	0	1:40.557	51.785	117	24.770	236	<b>24.002</b>	<b>186</b>	236
3	0	1:43.357	52.964	124	25.873	216	24.520	186	216	<b>13</b>	<b>0</b>	<b>1:40.366</b>	<b>51.513</b>	<b>130</b>	24.646	235	24.207	186	235
4	0	1:41.561	52.464	129	<b>24.584</b>	225	24.513	186	225	14	0	1:40.891	51.851	126	24.904	236	24.136	187	236
5	0	1:42.040	52.476	128	24.923	208	24.641	<b>187</b>	208	15	0	2:45.179	1:49.747	94	25.500	232	29.932		232
6	0	1:41.904	52.477	128	25.025	211	24.402	187	211	16	0	3:52.594	3:02.589	127	24.940	237	25.065	187	<b>237</b>
7	0	1:41.362	51.845	<b>130</b>	25.039	230	24.478	187	230	17	0	1:42.359	52.415	116	25.014	233	24.930	187	233
8	0	1:46.076	51.668	126	24.667	234	29.741		234	18	0	1:41.253	52.322	126	24.798	233	24.133	187	233
9	0	4:16.244	2:52.413	126	45.895	80	37.936		80	19	0	1:42.447	52.635	127	25.060	235	24.752	186	235
10	0	8:25.735	7:35.910	117	25.517	220	24.308	184	220										

### 14 Schuring, NLD(#1)

theoretical besttime: **1:39.654**

1	0	3:06.932	2:14.526	123	25.424	213	26.982	184	213	8	0	1:50.767	59.901	130	25.777	191	25.089	186	191
2	0	1:42.448	53.098	128	24.759	225	24.591	185	225	9	0	1:44.471	54.994	131	25.326	237	24.151	186	237
3	0	1:44.351	54.129	127	25.540	228	24.682	187	228	10	<b>0</b>	<b>1:39.927</b>	51.472	132	24.619	237	23.836	187	237
4	0	1:39.928	<b>51.364</b>	130	<b>24.455</b>	229	24.109	187	229	11	0	1:40.538	51.934	129	24.542	238	24.062	186	<b>238</b>
5	0	1:49.860	54.212	128	25.503	208	30.145		208	12	0	1:59.095	1:04.722	129	24.723	229	29.650		229
6	0	19:05.837	18:14.678	126	25.832	188	25.327	185	188	13	0	4:29.638	3:39.371	127	24.803	185	25.464	187	185
7	0	1:40.323	51.579	131	24.909	237	<b>23.835</b>	186	237	14	0	1:41.130	52.293	125	24.771	237	24.066	188	237

### 19 King, GBR(#1)

theoretical besttime: **1:39.817**

1	0	1:54.272					1:54.272			10	0	7:43.040	6:53.375	119	24.996	227	24.669	186	227
2	0	2:43.702	1:41.399	92	32.600	146	29.703	160	146	11	0	1:41.319	52.099	125	24.801	235	24.419	187	235
3	0	1:58.705	1:03.006	116	28.576	175	27.123	181	175	12	0	1:41.474	51.882	125	24.885	234	24.707	187	234
4	0	1:53.034	59.315	119	28.276	216	25.443	182	216	13	0	2:10.701	52.305	123	47.037	164	31.359		164
5	0	1:50.170	53.716	<b>129</b>	24.943	232	31.511		232	14	0	4:43.276	3:53.160	127	25.034	233	25.082	185	233
6	0	4:03.421	3:13.819	127	24.867	233	24.735	186	233	15	0	1:40.594	51.803	128	24.843	234	23.948	185	234
7	0	1:43.881	55.249	126	24.522	233	24.110	186	233	<b>16</b>	<b>0</b>	<b>1:39.956</b>	<b>51.455</b>	<b>127</b>	24.498	238	24.003	186	<b>238</b>
8	0	1:48.534	52.196	125	27.555	151	28.783	187	151	17	0	1:39.961	51.599	128	<b>24.489</b>	<b>237</b>	<b>23.873</b>	<b>187</b>	237
9	0	2:31.374	1:03.446	77	45.445	72	42.483		72	18	0	1:50.801	51.636	126	26.030	209	33.135		209

### 22 Ferrer-Aza, CHE(#1)

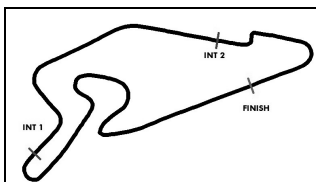
theoretical besttime: **1:41.778**

1	0	1:32.181					1:32.181			11	0	1:44.398	54.802	119	25.225	219	24.371	184	219
2	0	2:34.060	1:39.269	113	28.071	179	26.720	176	179	12	0	1:44.546	53.882	124	25.527	215	25.137	186	215
3	0	1:48.569	57.505	120	25.401	225	25.663	185	225	13	0	1:44.750	53.964	124	25.215	219	25.571	186	219
4	0	1:44.062	54.176	120	25.120	219	24.766	186	219	14	0	1:46.218	54.212	92	26.833	169	25.173	187	169
5	0	1:43.013	53.387	120	25.285	224	24.341	186	224	15	0	1:43.464	53.598	123	25.077	225	24.789	186	225
6	0	1:43.358	53.432	127	25.000	220	24.926	185	220	16	0	1:47.528	54.791	75	27.662	212	25.075	185	212
7	0	1:42.224	52.994	120	24.947	224	24.283	185	224	17	0	1:43.369	53.221	123	25.358	225	24.790	187	225
8	<b>0</b>	<b>1:41.778</b>	<b>52.708</b>	123	<b>24.817</b>	220	<b>24.253</b>	187	220	18	0	1:43.603	54.099	120	25.111	224	24.393	186	224
9	0	1:57.299	1:03.244	122	24.906	<b>228</b>	29.149		<b>228</b>	19	0	1:43.750	53.758	127	25.455	227	24.537	187	227
10	0	11:54.571	11:02.436	120	26.361	207	25.774	184	207	20	0	1:43.641	53.799	122	25.111	227	24.731	187	227

### 24 Hartog, NLD(#1)

theoretical besttime: **1:38.932**

1	0	5:44.714	4:55.582	122	24.813	235	24.319	187	235	9	0	2:01.231	55.030	127	33.046	162	33.155	187	162
2	0	1:40.295	52.160	123	<b>24.288</b>	238	23.847	186	238	10	0	1:50.150	51.159	127	24.632	236	34.359		236
3	0	1:42.127	52.906	125	24.488	238	24.733	187	238	11	0	6:09.599	5:20.860	123	24.785	235	23.954	179	235
4	<b>0</b>	<b>1:39.044</b>	<b>50.896</b>	<b>129</b>	24.388	236	23.760	186	236	12	0	1:51.169	1:01.955	122	25.062	238	24.152	187	238
5	0	1:58.929	1:05.719	123	24.459	226	28.751		226	13	0	1:44.586	56.105	126	24.733	239	<b>23.748</b>	<b>188</b>	<b>239</b>
6	0	5:08.510	4:15.841	126	25.828	147	26.841	186	147	14	0	1:40.528	51.860	127	24.624	238	24.044	187	238
7	0	2:25.707	1:02.061	80	46.903	80	36.743		80	15	0	1:45.503	52.382	122	24.962	238	28.159		238
8	0	7:43.693	6:53.147	121	25.128	226	25.418	187	226										



# Porsche Carrera Cup Deutschland

PORSCHE

CARRERA CUP  
DEUTSCHLAND

## Sector List Test Session 1

Provisional

DMSB Reg. Nr.:

Nürburgring, Length: 3629m

Air temperature: 13.22°C

Track temperature: 22.1°C

Weather condition: Wet

03 August 2023 09:00:00

Lap Id	Time	SE1	SP1	SE2	SP2	SE3	SP3	TSP	Lap Id	Time	SE1	SP1	SE2	SP2	SE3	SP3	TSP		
<b>25 ten Voorde, NLD(#1)</b>									<b>theoretical besttime: 1:38.653</b>										
1	0	3:26.068	2:32.358	126	25.306	163	28.404	184	163	9	0	1:39.404	50.924	130	24.450	238	24.030	187	238
2	0	1:40.004	51.534	127	24.370	238	24.100	187	238	10	0	1:53.424	1:01.254	87	27.839	238	24.331	187	238
3	0	1:40.059	51.722	126	<b>24.309</b>	237	24.028	187	237	11	0	1:39.472	51.312	123	24.472	240	23.688	188	<b>240</b>
4	0	1:39.895	51.657	125	24.492	231	23.746	187	231	12	0	1:45.858	52.219	129	24.533	238	29.106		238
5	0	1:39.813	51.569	127	24.585	237	23.659	187	237	13	0	5:41.793	4:51.606	129	24.593	238	25.594	187	238
6	<b>0</b>	<b>1:38.848</b>	<b>50.797</b>	127	24.504	238	<b>23.547</b>	186	238	14	0	1:40.531	51.827	129	24.463	238	24.241	187	238
7	0	1:49.283	51.573	125	24.563	234	33.147		234	15	0	1:39.237	51.017	128	24.429	238	23.791	187	238
8	0	15:40.218	14:49.607	127	26.537	208	24.074	187	208										

<b>27 Cordeel, BEL(#1)</b>									<b>theoretical besttime: 1:40.252</b>										
1	0	1:40.385			1:40.385					10	<b>0</b>	<b>1:40.653</b>	52.238	125	24.606	237	<b>23.809</b>	<b>188</b>	237
2	0	2:26.629	1:34.966	114	25.758	208	25.905	178	208	11	0	1:42.425	52.553	130	25.806	235	24.066	187	235
3	0	1:44.350	54.616	125	24.928	235	24.806	187	235	12	0	1:50.774	52.658	120	25.024	238	33.092		<b>238</b>
4	0	1:41.698	52.527	128	<b>24.489</b>	237	24.682	187	237	13	0	6:16.608	5:26.847	127	25.423	229	24.338	187	229
5	0	1:40.866	<b>51.954</b>	128	24.587	236	24.325	187	236	14	0	1:44.188	55.274	128	24.764	236	24.150	187	236
6	0	1:42.233	52.241	123	24.875	195	25.117	186	195	15	0	1:42.367	53.015	129	25.146	208	24.206	186	208
7	0	1:41.643	52.063	127	25.256	237	24.324	187	237	16	0	1:40.847	52.087	125	24.718	236	24.042	187	236
8	0	1:49.839	53.949	126	24.559	236	31.331		236	17	0	1:43.145	54.150	120	24.987	236	24.008	188	236
9	0	13:36.798	12:44.905	103	26.034	225	25.859	187	225										

<b>28 van Eindhoven, NLD(#1)</b>									<b>theoretical besttime: 1:40.457</b>										
1	0	3:13.507	2:22.548	122	25.442	230	25.517	184	230	9	0	1:42.416	53.238	128	24.736	234	24.442	185	234
2	0	1:43.535	54.378	127	24.860	235	24.297	185	235	10	0	1:42.037	52.452	127	25.171	237	24.414	186	237
3	0	1:42.482	53.194	129	24.925	<b>237</b>	24.363	186	<b>237</b>	11	0	1:42.524	52.045	125	25.602	236	24.877	185	236
4	0	1:41.532	52.762	129	24.589	237	24.181	185	237	12	0	1:58.489	1:01.082	124	25.172	235	32.235		235
5	<b>0</b>	<b>1:40.655</b>	<b>51.960</b>	131	24.712	237	<b>23.983</b>	186	237	13	0	7:13.088	6:23.735	129	24.935	233	24.418	186	233
6	0	1:46.753	52.260	130	<b>24.514</b>	236	29.979		236	14	0	1:45.405	55.006	131	25.074	206	25.325	187	206
7	0	6:45.605	5:44.912	127	24.847	236	35.846		236	15	0	1:41.515	52.327	131	24.860	237	24.328	187	237
8	0	9:36.837	8:46.855	126	25.386	227	24.596	187	227										

<b>31 Freymuth, DEU(#1)</b>									<b>theoretical besttime: 1:41.013</b>										
1	0	4:42.851	3:50.436	113	26.969	180	25.446	184	180	10	0	1:42.477	52.847	122	25.189	230	24.441	185	230
2	0	1:44.246	54.061	125	25.335	220	24.850	185	220	11	0	1:43.958	53.081	126	25.831	216	25.046	182	216
3	0	1:42.772	53.496	126	25.062	232	24.214	185	232	12	0	1:42.101	52.639	128	24.980	233	24.482	186	233
4	0	1:41.937	52.618	125	24.913	232	24.406	185	232	13	0	1:42.615	53.180	113	25.074	234	24.361	184	234
5	0	1:42.348	52.537	121	25.008	225	24.803	184	225	14	0	1:48.913	53.140	125	25.243	230	30.530		230
6	<b>0</b>	<b>1:41.022</b>	<b>52.215</b>	125	24.779	235	<b>24.028</b>	185	235	15	0	4:19.663	3:30.172	124	25.216	233	24.275	185	233
7	0	1:41.361	52.460	127	<b>24.770</b>	<b>236</b>	24.131	185	<b>236</b>	16	0	1:42.365	53.022	118	24.963	234	24.380	186	234
8	0	1:48.306	52.414	125	25.009	231	30.883		231	17	0	1:41.555	52.489	127	24.902	235	24.164	187	235
9	0	11:51.902	11:02.003	116	25.617	227	24.282	185	227										

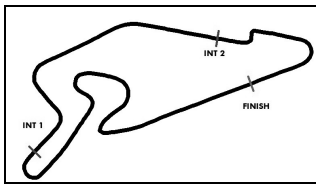
<b>33 Hirsiger, CHE(#1)</b>									<b>theoretical besttime: 1:44.330</b>										
1	0	4:47.323	3:54.915	119	26.616	211	25.792	180	211	9	0	1:47.960	57.108	115	25.596	226	25.256	183	226
2	0	1:50.262	55.773	123	28.327	205	26.162	183	205	10	0	1:49.577	55.430	123	26.158	229	27.989	184	229
3	0	1:52.657	58.867	109	27.156	223	26.634	183	223	11	0	1:45.493	54.415	125	25.856	225	25.222	185	225
4	0	1:45.869	55.044	123	<b>25.535</b>	231	25.290	183	231	12	0	1:46.694	55.423	112	25.776	231	25.495	183	231
5	0	1:47.195	53.863	123	25.565	222	27.767	183	222	13	0	1:47.692	56.174	121	25.731	215	25.787	183	215
6	<b>0</b>	<b>1:44.770</b>	<b>53.643</b>	123	25.792	228	25.335	184	228	14	0	1:55.824	59.115	114	26.083	219	30.626		219
7	0	2:00.731	1:04.407	117	25.688	229	30.636		229	15	0	4:03.750	3:11.478	123	25.872	193	26.400	184	193
8	0	12:32.063	11:39.492	116	26.129	191	26.442	181	191	16	0	1:45.763	54.865	107	25.746	233	<b>25.152</b>	<b>185</b>	<b>233</b>

<b>34 Oeverhaus, DEU(#1)</b>									<b>theoretical besttime: 1:40.920</b>										
1	0	1:57.397			1:57.397					10	0	12:12.528	11:22.604	121	25.353	219	24.571	184	219
2	0	2:31.885	1:39.317	105	27.052	209	25.516	181	209	11	0	1:42.902	52.545	127	24.754	234	25.603	184	234
3	0	1:44.982	54.685	119	25.311	229	24.986	183	229	12	0	1:41.799	52.645	121	25.129	234	<b>24.025</b>	<b>184</b>	234
4	0	1:43.712	53.941	117	25.143	232	24.628	184	232	13	0	1:42.224	<b>52.255</b>	<b>127</b>	24.809	237	25.160	186	237
5	0	1:43.657	53.463	121	25.348	233	24.846	184	233	14	0	1:42.552	52.475	126	24.747	237	25.330	184	237
6	0	1:42.537	53.174	125	24.966	234	24.397	184	234	15	0	1:42.421	53.142	118	25.059	236	24.220	184	236
7	0	1:41.471	52.424	122	24.800	237	24.247	<b>186</b>	237	16	<b>0</b>	<b>1:41.347</b>	52.258	125	24.948	236	24.141	186	236
8	0	1:42.147	52.841	119	24.998	236	24.308	185	236	17	0	1:41.396	52.387	125	24.768	237	24.241	185	<b>237</b>









# Porsche Carrera Cup Deutschland

PORSCHE

CARRERA CUP  
DEUTSCHLAND

## Sector List Test Session 1

Provisional

Nürburgring, Length: 3629m

Air temperature: 13.22°C

Track temperature: 22.1°C

Weather condition: Wet

DMSB Reg. Nr.:

03 August 2023 09:00:00

Lap Id	Time	SE1	SP1	SE2	SP2	SE3	SP3	TSP	Lap Id	Time	SE1	SP1	SE2	SP2	SE3	SP3	TSP
--------	------	-----	-----	-----	-----	-----	-----	-----	--------	------	-----	-----	-----	-----	-----	-----	-----

### 88 Felbermayr, AUT(#1)

theoretical besttime: 1:41.866

1	0	1:22.492				1:22.492			11	0	1:44.824	53.965	128	25.466	225	25.393	184	225	
2	0	3:45.883	2:49.677	97	28.929	177	27.277	179	177	12	0	1:45.390	53.507	122	26.379	217	25.504	185	217
3	0	1:53.614	56.055	120	25.581	207	31.978		207	13	0	1:42.723	52.763	126	25.237	228	24.723	185	228
4	0	4:18.113	3:27.076	117	25.739	224	25.298	183	224	14	0	1:42.681	<b>52.490</b>	<b>126</b>	25.214	227	24.977	185	227
5	0	1:44.662	54.699	122	25.127	224	24.836	183	224	15	0	1:43.085	53.071	118	25.235	230	24.779	184	230
6	0	1:46.699	55.448	121	25.197	208	26.054	185	208	16	0	1:43.020	53.366	126	24.957	230	24.697	186	230
7	0	1:43.577	53.389	127	25.034	225	25.154	177	225	17	0	1:42.314	52.858	125	<b>24.864</b>	<b>233</b>	24.592	186	<b>233</b>
8	0	1:56.001	53.643	122	25.018	221	37.340		221	18	0	1:44.121	54.567	118	25.042	232	<b>24.512</b>	<b>186</b>	232
9	0	9:38.795	8:48.346	123	25.201	216	25.248	185	216	19	<b>0</b>	<b>1:41.998</b>	52.494	125	24.888	231	24.616	186	231
10	0	1:46.698	56.026	125	25.554	209	25.118	184	209										

### 92 Rettenbacher, AUT(#1)

theoretical besttime: 1:40.716

1	0	2:56.874	2:06.422	125	25.430	219	25.022	183	219	10	0	6:59.413	6:08.970	122	25.399	222	25.044	185	222
2	0	1:44.204	54.010	121	25.386	210	24.808	183	210	11	0	1:41.918	52.735	121	24.947	231	24.236	186	231
3	0	1:42.540	52.786	127	<b>24.758</b>	229	24.996	183	229	12	0	1:42.896	53.131	128	24.941	235	24.824	186	235
4	0	1:43.756	54.480	125	24.814	232	24.462	184	232	13	0	2:22.644	1:22.909	112	27.989	208	31.746		208
5	0	1:47.694	<b>52.019</b>	126	24.779	234	30.896	181	234	14	0	4:28.274	3:38.488	123	25.201	231	24.585	184	231
6	0	1:43.002	53.013	128	26.050	217	<b>23.939</b>	186	217	15	0	1:59.524	1:09.948	120	25.116	228	24.460	185	228
7	0	1:47.634	52.427	<b>129</b>	24.816	229	30.391		229	16	0	1:42.282	52.896	126	24.954	236	24.432	185	<b>236</b>
8	0	4:48.495	3:53.661	124	24.997	221	29.837	78	221	17	0	1:41.968	52.359	129	24.960	232	24.649	186	232
9	0	2:47.685	1:20.829	79	48.386	79	38.470		79	18	<b>0</b>	<b>1:41.502</b>	52.262	127	24.857	226	24.383	186	226

### 98 Seyffert, DEU(#1)

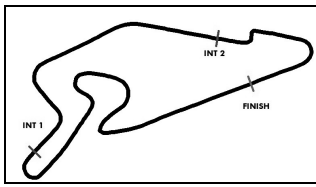
theoretical besttime: 1:41.737

1	0	1:26.088				1:26.088			10	0	2:24.746	54.609	81	46.583	75	43.554		75	
2	0	3:39.209	2:47.193	117	26.410	203	25.606	180	203	11	0	8:33.066	7:37.636	121	27.763	141	27.667	184	141
3	0	1:47.834	54.444	118	25.332	205	28.058	183	205	12	0	2:23.718	1:24.422	95	27.330	201	31.966		201
4	0	1:42.599	52.849	123	24.928	218	24.822	184	218	13	0	8:13.239	7:23.037	115	25.366	229	24.836	183	229
5	0	1:42.570	53.291	122	24.971	231	<b>24.308</b>	186	231	14	0	1:42.660	52.769	123	25.174	233	24.717	187	233
6	0	1:43.563	52.906	<b>125</b>	25.013	213	25.644	186	213	15	<b>0</b>	<b>1:42.049</b>	<b>52.645</b>	<b>123</b>	24.913	231	24.491	186	231
7	0	1:43.058	53.617	119	25.023	226	24.418	184	226	16	0	1:42.252	52.819	120	24.960	234	24.473	187	234
8	0	1:54.706	54.461	124	25.817	<b>235</b>	34.428	183	<b>235</b>	17	0	2:14.936	1:24.938	117	24.978	221	25.020	187	221
9	0	1:43.492	54.149	123	<b>24.784</b>	234	24.559	185	234										

### 99 Buus, DNK(#1)

theoretical besttime: 1:39.168

1	0	1:44.495				1:44.495			10	0	11:44.514	10:52.432	126	25.617	184	26.465	186	184	
2	0	2:38.095	1:38.995	112	30.482	141	28.618	185	141	11	0	1:42.106	52.434	126	24.411	234	25.261	186	234
3	0	1:41.681	52.855	125	24.657	234	24.169	186	234	12	0	1:40.752	51.697	128	24.507	224	24.548	186	224
4	0	1:40.361	52.096	126	24.471	236	<b>23.794</b>	185	236	13	0	1:39.871	51.188	129	24.748	236	23.935	186	236
5	0	1:40.308	51.997	127	24.398	233	23.913	186	233	14	0	1:39.528	51.132	130	24.599	236	23.797	187	236
6	0	1:39.861	51.402	124	24.451	233	24.008	185	233	15	0	1:46.130	51.781	127	24.867	237	29.482		237
7	0	1:40.633	51.188	130	<b>24.269</b>	<b>238</b>	25.176	186	<b>238</b>	16	0	5:25.004	4:35.924	123	24.982	236	24.098	186	236
8	0	1:39.530	51.295	<b>130</b>	24.439	236	23.796	<b>187</b>	236	17	<b>0</b>	<b>1:39.443</b>	<b>51.105</b>	<b>130</b>	24.523	237	23.815	186	237
9	0	1:48.218	51.530	126	24.969	228	31.719		228	18	0	1:39.961	51.340	129	24.540	237	24.081	187	237



# Porsche Carrera Cup Deutschland

## Top speed list Test Session 1

Provisional

**PORSCHE**

**CARRERA CUP  
DEUTSCHLAND**

Nürburgring, Length: 3629m

Air temperature: 13.22°C

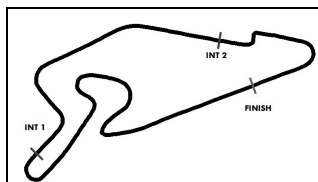
Track temperature: 22.1°C

Weather condition: Wet

**DMSB** Reg. Nr.:

03 August 2023 09:00:00

#	Name (NAT)	Team	Car name	Speed	Lap	Race time
77	Leon Köhler (DEU)	Huber Racing (DEU)	Porsche 911 GT3 Cup	240.53	19	44:32.361
8	Alexander Fach (CHE)	FACH AUTO TECH (CHE)	Porsche 911 GT3 Cup	240.00	6	11:25.873
25	Larry ten Voorde (NLD)	Team GP Elite (NLD)	Porsche 911 GT3 Cup	240.00	11	34:02.800
24	Loek Hartog (NLD)	Team GP Elite (NLD)	Porsche 911 GT3 Cup	239.46	13	41:16.006
99	Bastian Buus (DNK)	Allied-Racing (DEU)	Porsche 911 GT3 Cup	238.93	7	12:20.258
14	Morris Schuring (NLD)	FACH AUTO TECH (CHE)	Porsche 911 GT3 Cup	238.93	11	37:21.320
27	Ghislain Cordeel (BEL)	GP Elite (NLD)	Porsche 911 GT3 Cup	238.41	12	32:45.201
12	Harri Jones (AUS)	Scherer Sport PHX (DEU)	Porsche 911 GT3 Cup	238.41	18	39:59.464
19	Harry King (GBR)	Allied-Racing (DEU)	Porsche 911 GT3 Cup	238.41	16	41:23.450
28	Huib van Eijndhoven (NLD)	Team GP Elite (NLD)	Porsche 911 GT3 Cup	237.88	3	6:15.161
6	Vincent Andronaco (DEU)	Allied-Racing (DEU)	Porsche 911 GT3 Cup	237.88	13	33:53.247
34	Theo Oeverhaus (DEU)	CarTech Motorsport Bonk (DEU)	Porsche 911 GT3 Cup	237.88	17	40:34.808
13	Alexander Tauscher (DEU)	Huber Racing (DEU)	Porsche 911 GT3 Cup	237.36	16	40:45.854
87	Ariel Levi (ISR)	TEAM HUBER RACING (AUT)	Porsche 911 GT3 Cup	237.36	14	43:29.618
40	Janne Stiak (DEU)	ID Racing (DEU)	Porsche 911 GT3 Cup	236.84	6	12:18.075
31	Sebastian Freymuth (DEU)	TEAM HUBER RACING (AUT)	Porsche 911 GT3 Cup	236.32	7	14:32.406
5	Sören Spreng (DEU)	GP Elite (NLD)	Porsche 911 GT3 Cup	236.32	17	38:15.469
84	Ahmad Alshehab (KUW)	CarTech Motorsport Bonk (DEU)	Porsche 911 GT3 Cup	236.32	16	38:38.525
92	Luca Rettenbacher (AUT)	Huber Racing (DEU)	Porsche 911 GT3 Cup	236.32	16	41:34.403
98	Jan Seyffert (DEU)	HP Racing Int. with Huber (DEU)	Porsche 911 GT3 Cup	235.80	8	15:05.199
4	Georgi Donchev (BGR)	ProfilDoors by Huber Racing (AUT)	Porsche 911 GT3 Cup	235.80	13	34:48.050
41	Diego Stifter (ITA)	ID Racing (DEU)	Porsche 911 GT3 Cup	235.80	19	43:41.072
65	Kai Pfister (DEU)	HRT Performance (DEU)	Porsche 911 GT3 Cup	234.78	18	42:21.419
54	Michael Essmann (GER)	CarTech Motorsport Bonk (DEU)	Porsche 911 GT3 Cup	234.78	15	43:28.458
68	Tim Stender (DEU)	HRT Performance (DEU)	Porsche 911 GT3 Cup	234.27	18	40:42.801
7	Jasin Ferati (CHE)	FACH AUTO TECH (CHE)	Porsche 911 GT3 Cup	233.76	6	11:24.564
88	Horst Felix Felbermayr (AUT)	Proton Competition (DEU)	Porsche 911 GT3 Cup	233.76	17	41:35.979
33	Felix Hirsiger (CHE)	SRS Team Sorg Rennsport (CHE)	Porsche 911 GT3 Cup	233.26	16	44:38.471
22	Matteo Ferrer-Aza (CHE)	Scherer Sport PHX (DEU)	Porsche 911 GT3 Cup	228.81	9	15:57.395
66	Adam Smalley (GBR)	Proton Competition (DEU)	Porsche 911 GT3 Cup	226.89	7	16:14.857
44	Jonas Greif (DEU)	ProfilDoors by Huber Racing (AUT)	Porsche 911 GT3 Cup	225.46	4	9:55.097
69	Holger Harmsen (DEU)	HRT Performance (DEU)	Porsche 911 GT3 Cup	217.30	16	42:41.132



# Porsche Carrera Cup Deutschland

## Pit Stops Test Session 1

Provisional

**PORSCHE**

**CARRERA CUP  
DEUTSCHLAND**

Nürburgring, Length: 3629m

Air temperature: 13.22°C

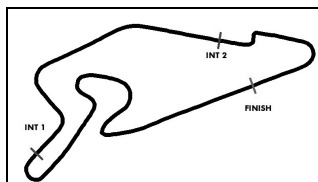
Track temperature: 22.1°C

Weather condition: Wet

**DMSB** Reg. Nr.:

03 August 2023 09:00:00

Nr	Driver in	Day time in	Time in	Driver out	Day time out	Time out	Reason	Nett Time
44	Jonas Greif	9:00:03.496	3.496	Jonas Greif	9:02:52.678	2:52.678		2:49.182
77	Leon Köhler	9:00:11.238	11.238	Leon Köhler	9:01:09.115	1:09.115		57.877
92	Luca Rettenbacher	9:00:12.916	12.916	Luca Rettenbacher	9:01:12.534	1:12.534		59.618
31	Sebastian Freymuth	9:00:14.710	14.710	Sebastian Freymuth	9:02:54.615	2:54.615		2:39.905
87	Ariel Levi	9:00:17.987	17.987	Ariel Levi	9:01:15.019	1:15.019		57.032
14	Morris Schuring	9:00:20.625	20.625	Morris Schuring	9:01:16.995	1:16.995		56.370
13	Alexander Tauscher	9:00:23.162	23.162	Alexander Tauscher	9:01:19.253	1:19.253		56.091
7	Jasin Ferati	9:00:25.472	25.472	Jasin Ferati	9:01:24.071	1:24.071		58.599
28	Huub van Eijndhoven	9:00:29.032	29.032	Huub van Eijndhoven	9:01:27.235	1:27.235		58.203
8	Alexander Fach	9:00:31.315	31.315	Alexander Fach	9:01:29.323	1:29.323		58.008
25	Larry ten Voorde	9:00:33.451	33.451	Larry ten Voorde	9:01:34.700	1:34.700		1:01.249
4	Georgi Donchev	9:00:37.676	37.676	Georgi Donchev	9:02:51.145	2:51.145		2:13.469
24	Loek Hartog	9:00:39.426	39.426	Loek Hartog	9:04:03.676	4:03.676		3:24.250
5	Sören Spreng	9:00:41.387	41.387	Sören Spreng	9:01:38.222	1:38.222		56.835
33	Felix Hirsiger	9:00:43.896	43.896	Felix Hirsiger	9:02:58.623	2:58.623		2:14.727
40	Janne Stiak	9:00:48.622	48.622	Janne Stiak	9:01:41.378	1:41.378		52.756
65	Kai Pfister	9:00:52.294	52.294	Kai Pfister	9:01:50.352	1:50.352		58.058
69	Holger Harmsen	9:00:56.634	56.634	Holger Harmsen	9:01:58.719	1:58.719		1:02.085
41	Diego Stifter	9:00:59.821	59.821	Diego Stifter	9:02:02.220	2:02.220		1:02.399
12	Harri Jones	9:01:03.503	1:03.503	Harri Jones	9:02:03.823	2:03.823		1:00.320
88	Horst Felix Felbermayr	9:01:06.003	1:06.003	Horst Felix Felbermayr	9:03:08.182	3:08.182		2:02.179
98	Jan Seyffert	9:01:09.072	1:09.072	Jan Seyffert	9:03:17.174	3:17.174		2:08.102
68	Tim Stender	9:01:13.407	1:13.407	Tim Stender	9:02:10.302	2:10.302		56.895
22	Matteo Ferrer-Aza	9:01:18.042	1:18.042	Matteo Ferrer-Aza	9:02:12.826	2:12.826		54.784
66	Adam Smalley	9:01:24.932	1:24.932	Adam Smalley	9:03:25.206	3:25.206		2:00.274
27	Ghislain Cordeel	9:01:29.872	1:29.872	Ghislain Cordeel	9:02:21.157	2:21.157		51.285
99	Bastian Buus	9:01:33.943	1:33.943	Bastian Buus	9:02:25.055	2:25.055		51.112
6	Vincent Andronaco	9:01:37.352	1:37.352	Vincent Andronaco	9:02:28.889	2:28.889		51.537
19	Harry King	9:01:43.475	1:43.475	Harry King	9:02:33.836	2:33.836		50.361
34	Theo Oeverhaus	9:01:46.790	1:46.790	Theo Oeverhaus	9:02:39.964	2:39.964		53.174
84	Ahmad Alshehab	9:01:52.704	1:52.704	Ahmad Alshehab	9:02:43.013	2:43.013		50.309
54	Michael Essmann	9:01:55.759	1:55.759	Michael Essmann	9:02:45.415	2:45.415		49.656
40	Janne Stiak	9:03:30.361	3:30.361	Janne Stiak	9:03:59.561	3:59.561		29.200
41	Diego Stifter	9:04:11.776	4:11.776	Diego Stifter	9:04:53.370	4:53.370		41.594
6	Vincent Andronaco	9:04:25.422	4:25.422	Vincent Andronaco	9:06:56.885	6:56.885		2:31.463
66	Adam Smalley	9:05:17.835	5:17.835	Adam Smalley	9:08:04.542	8:04.542		2:46.707
88	Horst Felix Felbermayr	9:06:57.994	6:57.994	Horst Felix Felbermayr	9:09:35.745	9:35.745		2:37.751
77	Leon Köhler	9:08:07.520	8:07.520	Leon Köhler	9:09:43.346	9:43.346		1:35.826
14	Morris Schuring	9:09:59.647	9:59.647	Morris Schuring	9:27:24.591	27:24.591		17:24.944
19	Harry King	9:10:16.016	10:16.016	Harry King	9:12:41.264	12:41.264		2:25.248
28	Huub van Eijndhoven	9:11:44.672	11:44.672	Huub van Eijndhoven	9:16:41.815	16:41.815		4:57.143
8	Alexander Fach	9:11:51.414	11:51.414	Alexander Fach	9:27:25.652	27:25.652		15:34.238
87	Ariel Levi	9:11:59.905	11:59.905	Ariel Levi	9:17:07.291	17:07.291		5:07.386
44	Jonas Greif	9:12:04.875	12:04.875	Jonas Greif	9:15:23.745	15:23.745		3:18.870



# Porsche Carrera Cup Deutschland

## Pit Stops Test Session 1

Provisional

**PORSCHE**

**CARRERA CUP  
DEUTSCHLAND**

Nürburgring, Length: 3629m

Air temperature: 13.22°C

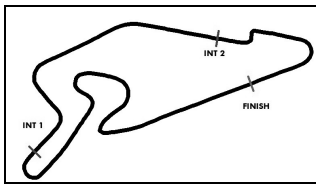
Track temperature: 22.1°C

Weather condition: Wet

**DMSB** Reg. Nr.:

03 August 2023 09:00:00

Nr	Driver in	Day time in	Time in	Driver out	Day time out	Time out	Reason	Nett Time
24	Loek Hartog	9:12:41.234	12:41.234	Loek Hartog	9:16:11.372	16:11.372		3:30.138
92	Luca Rettenbacher	9:13:21.789	13:21.789	Luca Rettenbacher	9:16:27.037	16:27.037		3:05.248
69	Holger Harmsen	9:13:28.932	13:28.932	Holger Harmsen	9:17:02.170	17:02.170		3:33.238
25	Larry ten Voorde	9:13:29.757	13:29.757	Larry ten Voorde	9:27:27.561	27:27.561		13:57.804
7	Jasin Ferati	9:13:32.894	13:32.894	Jasin Ferati	9:26:38.818	26:38.818		13:05.924
27	Ghislain Cordeel	9:14:23.806	14:23.806	Ghislain Cordeel	9:26:18.732	26:18.732		11:54.926
13	Alexander Tauscher	9:15:04.389	15:04.389	Alexander Tauscher	9:17:09.743	17:09.743		2:05.354
33	Felix Hirsiger	9:15:44.726	15:44.726	Felix Hirsiger	9:26:34.677	26:34.677		10:49.951
99	Bastian Buus	9:16:09.328	16:09.328	Bastian Buus	9:26:12.752	26:12.752		10:03.424
22	Matteo Ferrer-Aza	9:16:22.736	16:22.736	Matteo Ferrer-Aza	9:26:35.728	26:35.728		10:12.992
31	Sebastian Freymuth	9:16:41.035	16:41.035	Sebastian Freymuth	9:26:54.419	26:54.419		10:13.384
34	Theo Oeverhaus	9:16:48.057	16:48.057	Theo Oeverhaus	9:27:16.921	27:16.921		10:28.864
4	Georgi Donchev	9:16:54.175	16:54.175	Georgi Donchev	9:26:17.012	26:17.012		9:22.837
84	Ahmad Alshehab	9:17:18.609	17:18.609	Ahmad Alshehab	9:26:23.282	26:23.282		9:04.673
65	Kai Pfister	9:17:43.857	17:43.857	Kai Pfister	9:26:41.428	26:41.428		8:57.571
40	Janne Stiak	9:17:50.128	17:50.128	Janne Stiak	9:26:28.956	26:28.956		8:38.828
68	Tim Stender	9:18:17.449	18:17.449	Tim Stender	9:26:57.006	26:57.006		8:39.557
88	Horst Felix Felbermayr	9:18:27.143	18:27.143	Horst Felix Felbermayr	9:26:24.032	26:24.032		7:56.889
28	Huub van Eijndhoven	9:18:30.284	18:30.284	Huub van Eijndhoven	9:26:28.216	26:28.216		7:57.932
6	Vincent Andronaco	9:19:12.560	19:12.560	Vincent Andronaco	9:27:30.989	27:30.989		8:18.429
69	Holger Harmsen	9:19:17.191	19:17.191	Holger Harmsen	9:26:31.590	26:31.590		7:14.399
13	Alexander Tauscher	9:19:20.450	19:20.450	Alexander Tauscher	9:19:57.812	19:57.812		37.362
44	Jonas Greif	9:19:23.958	19:23.958	Jonas Greif	9:26:14.529	26:14.529		6:50.571
41	Diego Stifter	9:19:30.403	19:30.403	Diego Stifter	9:26:26.470	26:26.470		6:56.067
87	Ariel Levi	9:19:32.983	19:32.983	Ariel Levi	9:26:08.742	26:08.742		6:35.759
98	Jan Seyffert	9:19:42.552	19:42.552	Jan Seyffert	9:26:32.570	26:32.570		6:50.018
12	Harri Jones	9:19:47.401	19:47.401	Harri Jones	9:26:29.883	26:29.883		6:42.482
5	Sören Spreng	9:19:49.118	19:49.118	Sören Spreng	9:26:25.140	26:25.140		6:36.022
24	Loek Hartog	9:20:15.453	20:15.453	Loek Hartog	9:26:19.553	26:19.553		6:04.100
19	Harry King	9:20:23.262	20:23.262	Harry King	9:26:27.374	26:27.374		6:04.112
92	Luca Rettenbacher	9:20:57.952	20:57.952	Luca Rettenbacher	9:26:17.983	26:17.983		5:20.031
77	Leon Köhler	9:20:59.908	20:59.908	Leon Köhler	9:27:30.240	27:30.240		6:30.332
66	Adam Smalley	9:21:13.382	21:13.382	Adam Smalley	9:26:21.935	26:21.935		5:08.553
54	Michael Essmann	9:26:01.646	26:01.646	Michael Essmann	9:31:45.456	31:45.456		5:43.810
98	Jan Seyffert	9:30:40.102	30:40.102	Jan Seyffert	9:37:14.497	37:14.497		6:34.395
44	Jonas Greif	9:31:32.302	31:32.302					
24	Loek Hartog	9:31:50.538	31:50.538	Loek Hartog	9:36:25.528	36:25.528		4:34.990
27	Ghislain Cordeel	9:33:14.285	33:14.285	Ghislain Cordeel	9:37:53.857	37:53.857		4:39.572
19	Harry King	9:33:39.835	33:39.835	Harry King	9:36:45.516	36:45.516		3:05.681
92	Luca Rettenbacher	9:33:44.878	33:44.878	Luca Rettenbacher	9:36:34.405	36:34.405		2:49.527
28	Huub van Eijndhoven	9:35:12.576	35:12.576	Huub van Eijndhoven	9:40:48.820	40:48.820		5:36.244
87	Ariel Levi	9:35:47.187	35:47.187	Ariel Levi	9:40:28.431	40:28.431		4:41.244
25	Larry ten Voorde	9:36:08.499	36:08.499	Larry ten Voorde	9:40:14.082	40:14.082		4:05.583
99	Bastian Buus	9:36:22.226	36:22.226	Bastian Buus	9:40:10.806	40:10.806		3:48.580



# Porsche Carrera Cup Deutschland

## Pit Stops Test Session 1

Provisional

**PORSCHE**

**CARRERA CUP  
DEUTSCHLAND**

Nürburgring, Length: 3629m

Air temperature: 13.22°C

Track temperature: 22.1°C

Weather condition: Wet

**DMSB** Reg. Nr.:

03 August 2023 09:00:00

Nr	Driver in	Day time in	Time in	Driver out	Day time out	Time out	Reason	Nett Time
66	Adam Smalley	9:36:38.428	36:38.428	Adam Smalley	9:40:36.189	40:36.189		3:57.761
8	Alexander Fach	9:36:45.170	36:45.170	Alexander Fach	9:44:04.911	44:04.911		7:19.741
4	Georgi Donchev	9:36:57.892	36:57.892	Georgi Donchev	9:38:51.214	38:51.214		1:53.322
31	Sebastian Freymuth	9:37:12.937	37:12.937	Sebastian Freymuth	9:39:56.019	39:56.019		2:43.082
13	Alexander Tauscher	9:37:14.529	37:14.529	Alexander Tauscher	9:39:29.822	39:29.822		2:15.293
54	Michael Essmann	9:37:18.080	37:18.080	Michael Essmann	9:40:21.487	40:21.487		3:03.407
77	Leon Köhler	9:37:48.723	37:48.723	Leon Köhler	9:39:53.619	39:53.619		2:04.896
6	Vincent Andronaco	9:38:01.189	38:01.189	Vincent Andronaco	9:40:26.552	40:26.552		2:25.363
33	Felix Hirsiger	9:39:10.008	39:10.008	Felix Hirsiger	9:41:31.795	41:31.795		2:21.787
7	Jasin Ferati	9:39:19.921	39:19.921	Jasin Ferati	9:42:58.648	42:58.648		3:38.727
14	Morris Schuring	9:39:40.635	39:40.635	Morris Schuring	9:42:28.816	42:28.816		2:48.181
34	Theo Oeverhaus	9:42:40.747	42:40.747					
69	Holger Harmsen	9:43:10.811	43:10.811					
24	Loek Hartog	9:45:01.948	45:01.948					
19	Harry King	9:45:14.393	45:14.393					
5	Sören Spreng	9:45:46.832	45:46.832					
65	Kai Pfister	9:46:25.083	46:25.083					