


Test Session 2
Nürburgring



DMSB Reg. Nr.:

Provisional

Result List

Stewards / Race Management

STEWARD	
STEWARD	
STEWARD	
RACE DIRECTOR	Luca Stegner
CLERK OF THE COURSE	Kai Rübenhagen
TECHNICAL DELEGATE	
CHIEF TIMEKEEPER	Steffen Ruhl

Weather Start/Finish

AIR	14.2°C
TRACK	22.1°C
CONDITIONS	Wet
PRESSURE	941 hPa
AIR	14.8°C
TRACK	22.1°C
CONDITIONS	Wet
PRESSURE	941 hPa

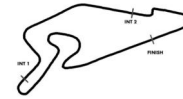
Track Information

GREEN FLAG	11:05:00
CHEQUERED FLAG	11:50:00
SAFETY CAR PHASE	0
FULL COURSE YELLOW PHASE	0
TRACK NAME	Nürburgring
TRACK LENGTH	3629m
TURN COUNT	11
FASTEST LAP:	#24. HAR - 1:31.987

STARTED: 31 CLASSIFIED: 30 NOT CLASSIFIED: 1 DISQUALIFIED: 0

	Nr.	Drivers	Team	Lap	Best Time	Gap	Diff	Kph	Day Time
	Cl.	Car	Competitor						
1	24	L.Hartog(NLD) Porsche 911 GT3 Cup	Team GP Elite(NLD)	19	1:31.987			142.0	11:50:14
2	25	L.ten Voorde(NLD) Porsche 911 GT3 Cup	Team GP Elite(NLD)	22	1:31.991	0.004	0.004	142.0	11:50:35
3	14	M.Schuring(NLD) Porsche 911 GT3 Cup	FACH AUTO TECH(CHE)	18	1:32.914	0.927	0.923	140.6	11:50:13
4	99	B.Buus(DNK) Porsche 911 GT3 Cup	Allied-Racing(DEU)	16	1:32.920	0.933	0.006	140.5	11:51:21
5	13	A.Tauscher(DEU) Porsche 911 GT3 Cup	Huber Racing(DEU)	20	1:33.391	1.404	0.471	139.8	11:50:57
6	19	H.King(GBR) Porsche 911 GT3 Cup	Allied-Racing(DEU)	17	1:33.657	1.670	0.266	139.4	11:49:18
7	12	H.Jones(AUS) Porsche 911 GT3 Cup	Scherer Sport PHX(DEU)	21	1:33.719	1.732	0.062	139.3	11:50:28
8	28	H.van Eindhoven(NLD) Porsche 911 GT3 Cup	Team GP Elite(NLD)	20	1:33.833	1.846	0.114	139.2	11:50:34
9	77	L.Köhler(DEU) Porsche 911 GT3 Cup	Huber Racing(DEU)	16	1:33.955	1.968	0.122	139.0	11:50:18
10	6	V.Andronaco(DEU) Porsche 911 GT3 Cup	Allied-Racing(DEU)	9	1:34.372	2.385	0.417	138.4	11:47:42
11	8	A.Fach(CHE) Porsche 911 GT3 Cup	FACH AUTO TECH(CHE)	20	1:34.800	2.813	0.428	137.8	11:47:54
12	66	A.Smalley(GBR) Porsche 911 GT3 Cup	Proton Competition(DEU)	19	1:34.945	2.958	0.145	137.5	11:50:16
13	92	L.Rettenbacher(AUT) Porsche 911 GT3 Cup	Huber Racing(DEU)	18	1:35.266	3.279	0.321	137.1	11:44:31
14	98	J.Seyffert(DEU) Porsche 911 GT3 Cup	HP Racing Int. with Huber(DEU)	15	1:35.420	3.433	0.154	136.9	11:51:26
15	27	G.Cordeel(BEL) Porsche 911 GT3 Cup	GP Elite(NLD)	19	1:35.433	3.446	0.013	136.8	11:47:40
16	34	T.Oeverhaus(DEU) Porsche 911 GT3 Cup	CarTech Motorsport Bonk(DEU)	21	1:35.599	3.612	0.166	136.6	11:49:56
17	87	A.Levi(ISR) Porsche 911 GT3 Cup	TEAM HUBER RACING(AUT)	23	1:36.323	4.336	0.724	135.6	11:50:06
18	33	F.Hirsiger(CHE) Porsche 911 GT3 Cup	SRS Team Sorg Rennsport(CHE)	20	1:36.649	4.662	0.326	135.1	11:45:29
19	31	S.Freytmuth(DEU) Porsche 911 GT3 Cup	TEAM HUBER RACING(AUT)	18	1:36.663	4.676	0.014	135.1	11:41:31
20	40	J.Stiak(DEU) Porsche 911 GT3 Cup	ID Racing(DEU)	18	1:37.283	5.296	0.620	134.2	11:46:43
21	4	G.Donchev(BGR) Porsche 911 GT3 Cup	ProfilDoors by Huber Racing(AUT)	24	1:37.611	5.624	0.328	133.8	11:51:17

Test Session 2
Nürburgring



Reg. Nr.:

Provisional

Result List

Nr.	Drivers	Team	Lap	Best Time	Gap	Diff	Kph	Day Time
Cl.	Car	Competitor						
22	54 M.Essmann(GER) Porsche 911 GT3 Cup	CarTech Motorsport Bonk(DEU)	21	1:37.800	5.813	0.189	133.5	11:49:40
23	84 A.Alshehab(KUW) Porsche 911 GT3 Cup	CarTech Motorsport Bonk(DEU)	16	1:37.870	5.883	0.070	133.4	11:40:44
24	65 K.Pfister(DEU) Porsche 911 GT3 Cup	HRT Performance(DEU)	14	1:38.059	6.072	0.189	133.2	11:42:26
25	5 S.Spreng(DEU) Porsche 911 GT3 Cup	GP Elite(NLD)	5	1:38.795	6.808	0.736	132.2	11:16:27
26	41 D.Stifter(ITA) Porsche 911 GT3 Cup	ID Racing(DEU)	19	1:38.909	6.922	0.114	132.0	11:41:27
27	88 H.Felbermayr(AUT) Porsche 911 GT3 Cup	Proton Competition(DEU)	17	1:39.042	7.055	0.133	131.9	11:41:53
28	22 M.Ferrer-Aza(CHE) Porsche 911 GT3 Cup	Scherer Sport PHX(DEU)	16	1:39.093	7.106	0.051	131.8	11:39:19
29	68 T.Stender(DEU) Porsche 911 GT3 Cup	HRT Performance(DEU)	16	1:39.745	7.758	0.652	130.9	11:39:57
30	69 H.Harmsen(DEU) Porsche 911 GT3 Cup	HRT Performance(DEU)	21	1:40.044	8.057	0.299	130.5	11:48:09
Not classified								
	7 J.Ferati(CHE) Porsche 911 GT3 Cup	FACH AUTO TECH(CHE)						
Did not start								
	44 J.Greif(DEU) Porsche 911 GT3 Cup	ProfilDoors by Huber Racing(AUT)						

Subject to final scrutineering!

Publication time:	Clerk of the Course: Kai Rübenhagen	Timekeeper: Steffen Ruhl
-------------------	-------------------------------------	--------------------------

**Test Session 2
Nürburgring**



Reg. Nr.:

Provisional

Class Result List

Stewards / Race Management

STEWARD	
STEWARD	
STEWARD	
RACE DIRECTOR	Luca Stegner
CLERK OF THE COURSE	Kai Rübenhagen
TECHNICAL DELEGATE	
CHIEF TIMEKEEPER	Steffen Ruhl

Weather Start/Finish

AIR	14.2°C
TRACK	22.1°C
CONDITIONS	Wet
PRESSURE	941 hPa
AIR	14.8°C
TRACK	22.1°C
CONDITIONS	Wet
PRESSURE	941 hPa

Track Information

GREEN FLAG	11:05:00
CHEQUERED FLAG	11:50:00
SAFETY CAR PHASE	0
FULL COURSE YELLOW PHASE	0
TRACK NAME	Nürburgring
TRACK LENGTH	3629m
TURN COUNT	11
FASTEST LAP:	#24. HAR - 1:31.987

STARTED: 31 CLASSIFIED: 30 NOT CLASSIFIED: 1 DISQUALIFIED: 0

Nr.	Drivers	Team	Lap	Best Time	Gap	Diff	Kph	Day Time
	Car	Competitor						

CLASS: Rookie


Started: 11	Classified: 10	Not Classified: 1						
1	12 H.Jones(AUS) Porsche 911 GT3 Cup	Scherer Sport PHX(DEU)	21	1:33.719			139.3	11:50:28
2	6 V.Andronaco(DEU) Porsche 911 GT3 Cup	Allied-Racing(DEU)	9	1:34.372	0.653	0.653	138.4	11:47:42
3	66 A.Smallley(GBR) Porsche 911 GT3 Cup	Proton Competition(DEU)	19	1:34.945	1.226	0.573	137.5	11:50:16
4	27 G.Cordeel(BEL) Porsche 911 GT3 Cup	GP Elite(NLD)	19	1:35.433	1.714	0.488	136.8	11:47:40
5	34 T.Oeverhaus(DEU) Porsche 911 GT3 Cup	CarTech Motorsport Bonk(DEU)	21	1:35.599	1.880	0.166	136.6	11:49:56
6	33 F.Hirsiger(CHE) Porsche 911 GT3 Cup	SRS Team Sorg Rennsport(CHE)	20	1:36.649	2.930	1.050	135.1	11:45:29
7	40 J.Stiak(DEU) Porsche 911 GT3 Cup	ID Racing(DEU)	18	1:37.283	3.564	0.634	134.2	11:46:43
8	41 D.Stifter(ITA) Porsche 911 GT3 Cup	ID Racing(DEU)	19	1:38.909	5.190	1.626	132.0	11:41:27
9	88 H.Felbermayr(AUT) Porsche 911 GT3 Cup	Proton Competition(DEU)	17	1:39.042	5.323	0.133	131.9	11:41:53
10	68 T.Stender(DEU) Porsche 911 GT3 Cup	HRT Performance(DEU)	16	1:39.745	6.026	0.703	130.9	11:39:57
Not classified								
7	J.Ferati(CHE) Porsche 911 GT3 Cup	FACH AUTO TECH(CHE)						

CLASS: ProAm

Started: 6	Classified: 6	Not Classified: 0						
1	4 G.Donchev(BGR) Porsche 911 GT3 Cup	ProfilDoors by Huber Racing(AUT)	24	1:37.611			133.8	11:51:17
2	54 M.Essmann(GER) Porsche 911 GT3 Cup	CarTech Motorsport Bonk(DEU)	21	1:37.800	0.189	0.189	133.5	11:49:40
3	84 A.Alshehab(KUW) Porsche 911 GT3 Cup	CarTech Motorsport Bonk(DEU)	16	1:37.870	0.259	0.070	133.4	11:40:44
4	65 K.Pfister(DEU) Porsche 911 GT3 Cup	HRT Performance(DEU)	14	1:38.059	0.448	0.189	133.2	11:42:26
5	5 S.Spreng(DEU) Porsche 911 GT3 Cup	GP Elite(NLD)	5	1:38.795	1.184	0.736	132.2	11:16:27
6	69 H.Harmsen(DEU) Porsche 911 GT3 Cup	HRT Performance(DEU)	21	1:40.044	2.433	1.249	130.5	11:48:09

Subject to final scrutineering!

Test Session 2
Nürburgring



Reg. Nr.:

Provisional

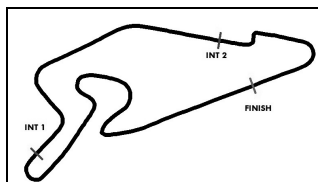
Class Result List

Nr. Drivers	Team	Lap	Best Time	Gap	Diff	Kph	Day Time
Car	Competitor						

Publication time:

Clerk of the Course: Kai Rübenhagen

Timekeeper: Steffen Ruhl



Porsche Carrera Cup Deutschland

Pit Stops Test Session 2

PORSCHE

CARRERA CUP
DEUTSCHLAND

Provisional

DMSB Reg. Nr.:

03 August 2023 11:05:00

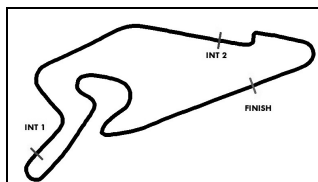
Nürburgring, Length: 3629m

Air temperature: 14.78°C

Track temperature: 22.1°C

Weather condition: Wet

Nr	Driver in	Day time in	Time in	Driver out	Day time out	Time out	Reason	Nett Time
34	Theo Oeverhaus	11:06:06.234	1:06.234	Theo Oeverhaus	11:06:30.114	1:30.114		23.880
77	Leon Köhler	11:07:11.770	2:11.770	Leon Köhler	11:10:36.564	5:36.564		3:24.794
7	Jasin Ferati	11:07:41.397	2:41.397	Jasin Ferati	11:12:21.595	7:21.595		4:40.198
6	Vincent Andronaco	11:09:03.860	4:03.860	Vincent Andronaco	11:22:13.163	17:13.163		13:09.303
14	Morris Schuring	11:09:05.518	4:05.518	Morris Schuring	11:11:37.971	6:37.971		2:32.453
84	Ahmad Alshehab	11:09:14.453	4:14.453	Ahmad Alshehab	11:13:03.392	8:03.392		3:48.939
54	Michael Essmann	11:09:16.083	4:16.083	Michael Essmann	11:13:16.289	8:16.289		4:00.206
5	Sören Spreng	11:10:47.971	5:47.971	Sören Spreng	11:13:07.167	8:07.167		2:19.196
98	Jan Seyffert	11:11:08.630	6:08.630	Jan Seyffert	11:23:29.247	18:29.247		12:20.617
66	Adam Smalley	11:12:33.316	7:33.316	Adam Smalley	11:16:23.037	11:23.037		3:49.721
68	Tim Stender	11:12:52.929	7:52.929	Tim Stender	11:15:30.998	10:30.998		2:38.069
24	Loek Hartog	11:13:22.564	8:22.564	Loek Hartog	11:15:39.210	10:39.210		2:16.646
28	Huub van Eijndhoven	11:13:27.267	8:27.267	Huub van Eijndhoven	11:19:28.795	14:28.795		6:01.528
41	Diego Stifter	11:14:22.092	9:22.092	Diego Stifter	11:17:38.343	12:38.343		3:16.251
7	Jasin Ferati	11:14:24.732	9:24.732					
65	Kai Pfister	11:14:47.415	9:47.415	Kai Pfister	11:17:51.425	12:51.425		3:04.010
33	Felix Hirsiger	11:14:48.562	9:48.562	Felix Hirsiger	11:17:53.025	12:53.025		3:04.463
31	Sebastian Freymuth	11:15:27.110	10:27.110	Sebastian Freymuth	11:19:12.471	14:12.471		3:45.361
99	Bastian Buus	11:15:32.912	10:32.912	Bastian Buus	11:24:33.544	19:33.544		9:00.632
40	Janne Stiak	11:15:48.756	10:48.756	Janne Stiak	11:20:45.558	15:45.558		4:56.802
88	Horst Felix Felbermayr	11:16:14.549	11:14.549	Horst Felix Felbermayr	11:18:51.778	13:51.778		2:37.229
14	Morris Schuring	11:16:37.941	11:37.941	Morris Schuring	11:25:46.460	20:46.460		9:08.519
92	Luca Rettenbacher	11:17:05.495	12:05.495	Luca Rettenbacher	11:21:22.416	16:22.416		4:16.921
87	Ariel Levi	11:17:12.129	12:12.129	Ariel Levi	11:20:18.336	15:18.336		3:06.207
22	Matteo Ferrer-Aza	11:17:22.229	12:22.229	Matteo Ferrer-Aza	11:24:13.007	19:13.007		6:50.778
77	Leon Köhler	11:17:23.259	12:23.259	Leon Köhler	11:26:56.481	21:56.481		
19	Harry King	11:18:04.558	13:04.558	Harry King	11:25:11.476	20:11.476		7:06.918
34	Theo Oeverhaus	11:18:08.058	13:08.058	Theo Oeverhaus	11:22:27.271	17:27.271		4:19.213
12	Harri Jones	11:18:37.550	13:37.550	Harri Jones	11:25:02.378	20:02.378		6:24.828
8	Alexander Fach	11:19:22.813	14:22.813	Alexander Fach	11:26:04.438	21:04.438		6:41.625
4	Georgi Donchev	11:19:35.125	14:35.125	Georgi Donchev	11:22:01.223	17:01.223		2:26.098
24	Loek Hartog	11:20:34.816	15:34.816	Loek Hartog	11:32:25.826	27:25.826		11:51.010
25	Larry ten Voorde	11:20:57.331	15:57.331	Larry ten Voorde	11:25:03.501	20:03.501		4:06.170
13	Alexander Tauscher	11:20:58.590	15:58.590	Alexander Tauscher	11:22:52.160	17:52.160		1:53.570
66	Adam Smalley	11:21:30.868	16:30.868	Adam Smalley	11:24:58.750	19:58.750		3:27.882
69	Holger Harmsen	11:21:48.213	16:48.213	Holger Harmsen	11:26:41.748	21:41.748		4:53.535
65	Kai Pfister	11:22:17.330	17:17.330	Kai Pfister	11:26:02.438	21:02.438		3:45.108
84	Ahmad Alshehab	11:22:47.149	17:47.149	Ahmad Alshehab	11:25:34.928	20:34.928		2:47.779
27	Ghislain Cordeel	11:23:15.973	18:15.973	Ghislain Cordeel	11:28:27.794	23:27.794		5:11.821
68	Tim Stender	11:23:57.536	18:57.536	Tim Stender	11:26:30.084	21:30.084		2:32.548
6	Vincent Andronaco	11:27:13.686	22:13.686	Vincent Andronaco	11:40:55.484	35:55.484		13:41.798
28	Huub van Eijndhoven	11:27:19.977	22:19.977	Huub van Eijndhoven	11:29:42.678	24:42.678		2:22.701
99	Bastian Buus	11:27:55.452	22:55.452	Bastian Buus	11:38:23.212	33:23.212		10:27.760
13	Alexander Tauscher	11:28:05.746	23:05.746	Alexander Tauscher	11:31:36.660	26:36.660		3:30.914



Porsche Carrera Cup Deutschland

PORSCHE

**CARRERA CUP
DEUTSCHLAND**

Pit Stops Test Session 2

Provisional

Nürburgring, Length: 3629m

Air temperature: 14.78°C

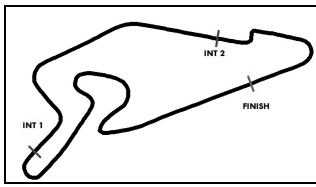
Track temperature: 22.1°C

Weather condition: Wet

DMSB Reg. Nr.:

03 August 2023 11:05:00

Nr	Driver in	Day time in	Time in	Driver out	Day time out	Time out	Reason	Nett Time
5	Sören Spreng	11:28:35.841	23:35.841	Sören Spreng	11:33:47.598	28:47.598		5:11.757
25	Larry ten Voorde	11:29:59.933	24:59.933	Larry ten Voorde	11:34:52.927	29:52.927		4:52.994
66	Adam Smalley	11:32:02.880	27:02.880	Adam Smalley	11:34:40.986	29:40.986		2:38.106
77	Leon Köhler	11:32:19.758	27:19.758	Leon Köhler	11:35:11.902	30:11.902		
14	Morris Schuring	11:32:33.403	27:33.403	Morris Schuring	11:35:28.295	30:28.295		2:54.892
88	Horst Felix Felbermayr	11:32:40.241	27:40.241	Horst Felix Felbermayr	11:36:54.336	31:54.336		4:14.095
33	Felix Hirsiger	11:33:08.113	28:08.113	Felix Hirsiger	11:35:09.493	30:09.493		2:01.380
19	Harry King	11:34:17.466	29:17.466	Harry King	11:41:04.453	36:04.453		6:46.987
65	Kai Pfister	11:34:49.805	29:49.805	Kai Pfister	11:38:57.158	33:57.158		4:07.353
54	Michael Essmann	11:35:34.044	30:34.044	Michael Essmann	11:39:37.245	34:37.245		4:03.201
31	Sebastian Freymuth	11:35:54.090	30:54.090	Sebastian Freymuth	11:38:17.966	33:17.966		2:23.876
8	Alexander Fach	11:36:03.740	31:03.740	Alexander Fach	11:38:02.705	33:02.705		1:58.965
98	Jan Seyffert	11:36:23.086	31:23.086	Jan Seyffert	11:42:48.613	37:48.613		6:25.527
92	Luca Rettenbacher	11:36:32.755	31:32.755	Luca Rettenbacher	11:41:16.609	36:16.609		4:43.854
4	Georgi Donchev	11:37:20.413	32:20.413	Georgi Donchev	11:39:45.907	34:45.907		2:25.494
12	Harri Jones	11:37:25.624	32:25.624	Harri Jones	11:40:36.952	35:36.952		3:11.328
34	Theo Oeverhaus	11:37:30.425	32:30.425	Theo Oeverhaus	11:40:52.846	35:52.846		3:22.421
40	Janne Stiak	11:37:52.069	32:52.069	Janne Stiak	11:43:28.001	38:28.001		5:35.932
27	Ghislain Cordeel	11:38:45.376	33:45.376	Ghislain Cordeel	11:42:46.454	37:46.454		4:01.078
13	Alexander Tauscher	11:39:50.342	34:50.342	Alexander Tauscher	11:44:31.899	39:31.899		4:41.557
77	Leon Köhler	11:40:06.109	35:06.109	Leon Köhler	11:41:59.341	36:59.341		1:53.232
87	Ariel Levi	11:40:22.445	35:22.445	Ariel Levi	11:43:19.418	38:19.418		2:56.973
28	Huub van Eijndhoven	11:41:11.780	36:11.780	Huub van Eijndhoven	11:43:58.725	38:58.725		2:46.945
66	Adam Smalley	11:41:26.152	36:26.152	Adam Smalley	11:43:23.596	38:23.596		1:57.444
68	Tim Stender	11:41:39.899	36:39.899	Tim Stender	11:43:55.817	38:55.817		2:15.918
22	Matteo Ferrer-Aza	11:42:42.854	37:42.854					
84	Ahmad Alshehab	11:44:50.479	39:50.479					
31	Sebastian Freymuth	11:44:51.205	39:51.205	Sebastian Freymuth	11:46:32.408	41:32.408		1:41.203
41	Diego Stifter	11:44:53.052	39:53.052					
88	Horst Felix Felbermayr	11:45:14.168	40:14.168	Horst Felix Felbermayr	11:46:47.055	41:47.055		1:32.887
5	Sören Spreng	11:45:34.791	40:34.791	Sören Spreng	11:47:40.505	42:40.505		2:05.714
92	Luca Rettenbacher	11:46:11.238	41:11.238	Luca Rettenbacher	11:47:43.857	42:43.857		1:32.619
33	Felix Hirsiger	11:48:48.102	43:48.102					
88	Horst Felix Felbermayr	11:50:36.722	45:36.722					
6	Vincent Andronaco	11:50:53.146	45:53.146					
19	Harry King	11:50:55.033	45:55.033					
65	Kai Pfister	11:51:08.704	46:08.704					
68	Tim Stender	11:51:09.823	46:09.823					
27	Ghislain Cordeel	11:51:11.001	46:11.001					
8	Alexander Fach	11:51:12.445	46:12.445	Alexander Fach	11:51:15.856	46:15.856		
8	Alexander Fach	11:51:17.309	46:17.309					
5	Sören Spreng	11:51:27.149	46:27.149					
34	Theo Oeverhaus	11:51:37.507	46:37.507					



Porsche Carrera Cup Deutschland

Top speed list Test Session 2

Provisional

PORSCHE

**CARRERA CUP
DEUTSCHLAND**

Nürburgring, Length: 3629m

Air temperature: 14.78°C

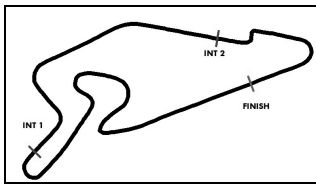
Track temperature: 22.1°C

Weather condition: Wet

DMSB Reg. Nr.:

03 August 2023 11:05:00

#	Name (NAT)	Team	Car name	Speed	Lap	Race time
24	Loek Hartog (NLD)	Team GP Elite (NLD)	Porsche 911 GT3 Cup	247.13	17	41:46.255
14	Morris Schuring (NLD)	FACH AUTO TECH (CHE)	Porsche 911 GT3 Cup	245.45	16	41:43.879
99	Bastian Buus (DNK)	Allied-Racing (DEU)	Porsche 911 GT3 Cup	244.34	14	42:50.440
25	Larry ten Voorde (NLD)	Team GP Elite (NLD)	Porsche 911 GT3 Cup	244.34	22	45:13.094
27	Ghislain Cordeel (BEL)	GP Elite (NLD)	Porsche 911 GT3 Cup	243.79	19	42:17.883
8	Alexander Fach (CHE)	FACH AUTO TECH (CHE)	Porsche 911 GT3 Cup	243.79	20	42:31.214
77	Leon Köhler (DEU)	Huber Racing (DEU)	Porsche 911 GT3 Cup	243.79	15	43:21.130
19	Harry King (GBR)	Allied-Racing (DEU)	Porsche 911 GT3 Cup	243.24	18	45:27.912
87	Ariel Levi (ISR)	TEAM HUBER RACING (AUT)	Porsche 911 GT3 Cup	242.69	22	43:05.477
28	Huub van Eijndhoven (NLD)	Team GP Elite (NLD)	Porsche 911 GT3 Cup	242.69	20	45:11.760
13	Alexander Tauscher (DEU)	Huber Racing (DEU)	Porsche 911 GT3 Cup	242.69	20	45:35.063
12	Harri Jones (AUS)	Scherer Sport PHX (DEU)	Porsche 911 GT3 Cup	242.15	20	43:32.026
6	Vincent Andronaco (DEU)	Allied-Racing (DEU)	Porsche 911 GT3 Cup	242.15	10	43:54.388
40	Janne Stiak (DEU)	ID Racing (DEU)	Porsche 911 GT3 Cup	241.61	11	23:47.681
92	Luca Rettenbacher (AUT)	Huber Racing (DEU)	Porsche 911 GT3 Cup	241.07	21	45:49.629
33	Felix Hirsiger (CHE)	SRS Team Sorg Rennsport (CHE)	Porsche 911 GT3 Cup	240.00	21	41:42.467
98	Jan Seyffert (DEU)	HP Racing Int. with Huber (DEU)	Porsche 911 GT3 Cup	240.00	13	42:48.860
41	Diego Stifter (ITA)	ID Racing (DEU)	Porsche 911 GT3 Cup	239.46	3	5:34.576
88	Horst Felix Felbermayr (AUT)	Proton Competition (DEU)	Porsche 911 GT3 Cup	239.46	18	38:09.505
4	Georgi Donchev (BGR)	ProfilDoors by Huber Racing (AUT)	Porsche 911 GT3 Cup	239.46	20	39:19.271
5	Sören Spreng (DEU)	GP Elite (NLD)	Porsche 911 GT3 Cup	239.46	19	40:08.373
34	Theo Oeverhaus (DEU)	CarTech Motorsport Bonk (DEU)	Porsche 911 GT3 Cup	239.46	19	40:51.545
84	Ahmad Alshehab (KUW)	CarTech Motorsport Bonk (DEU)	Porsche 911 GT3 Cup	238.93	9	23:31.565
31	Sebastian Freymuth (DEU)	TEAM HUBER RACING (AUT)	Porsche 911 GT3 Cup	238.93	12	23:51.791
66	Adam Smalley (GBR)	Proton Competition (DEU)	Porsche 911 GT3 Cup	238.93	10	24:39.358
54	Michael Essmann (GER)	CarTech Motorsport Bonk (DEU)	Porsche 911 GT3 Cup	238.93	21	44:16.844
65	Kai Pfister (DEU)	HRT Performance (DEU)	Porsche 911 GT3 Cup	238.41	18	43:43.544
68	Tim Stender (DEU)	HRT Performance (DEU)	Porsche 911 GT3 Cup	237.36	13	29:30.765
22	Matteo Ferrer-Aza (CHE)	Scherer Sport PHX (DEU)	Porsche 911 GT3 Cup	236.84	15	32:16.339
69	Holger Harmsen (DEU)	HRT Performance (DEU)	Porsche 911 GT3 Cup	234.78	17	35:09.497
7	Jasin Ferati (CHE)	FACH AUTO TECH (CHE)	Porsche 911 GT3 Cup	186.20	2	8:55.166



Porsche Carrera Cup Deutschland

PORSCHE

CARRERA CUP
DEUTSCHLAND

Sector List Test Session 2

Provisional

DMSB Reg. Nr.:

03 August 2023 11:05:00

Nürburgring, Length: 3629m

Air temperature: 14.78°C

Track temperature: 22.1°C

Weather condition: Wet

Lap Id	Time	SE1	SP1	SE2	SP2	SE3	SP3	TSP	Lap Id	Time	SE1	SP1	SE2	SP2	SE3	SP3	TSP		
4 Donchev, BGR(#1)									theoretical besttime: 1:37.255										
1	0	2:46.321	1:58.250	127	24.401	232	23.670	184	232	13	0	1:43.797	56.053	127	23.801	238	23.943	184	238
2	0	1:40.040	52.411	130	23.813	234	23.816	184	234	14	0	1:40.504	52.514	124	24.034	235	23.956	184	235
3	0	1:42.143	52.667	126	24.868	223	24.608	184	223	15	0	1:40.253	52.860	127	23.775	237	23.618	186	237
4	0	1:41.751	53.786	123	24.134	235	23.831	186	235	16	0	1:40.224	52.500	129	23.692	238	24.032	186	238
5	0	1:41.053	53.163	130	23.859	238	24.031	184	238	17	0	1:44.675	52.555	129	23.704	236	28.416		236
6	0	1:40.327	52.031	129	24.261	235	24.035	185	235	18	0	3:59.319	3:12.797	130	23.293	238	23.229	185	238
7	0	1:40.307	52.285	129	23.855	237	24.167	184	237	19	0	1:39.827	52.525	128	23.585	233	23.717	186	233
8	0	1:47.163	52.719	127	24.127	235	30.317		235	20	0	1:39.887	51.857	129	23.930	239	24.100	185	239
9	0	4:02.910	3:13.580	125	24.859	236	24.471	180	236	21	0	1:37.959	51.087	129	23.727	236	23.145	183	236
10	0	1:42.421	53.658	122	24.561	237	24.202	185	237	22	0	1:38.864	51.843	129	23.629	239	23.392	185	239
11	0	1:41.837	52.948	128	24.579	237	24.310	183	237	23	0	1:38.764	51.531	129	23.401	238	23.832	186	238
12	0	1:48.612	1:00.488	128	24.155	238	23.969	185	238	24	0	1:37.611	50.817	129	23.507	238	23.287	185	238

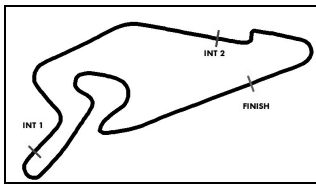
5 Spreng, DEU(#1)									theoretical besttime: 1:38.230										
1	0	2:16.729	1:20.715	118	26.242	171	29.772	185	171	12	0	1:48.018	52.471	126	24.676	238	30.871		238
2	0	1:41.377	52.232	125	25.064	223	24.081	185	223	13	0	6:49.268	6:00.822	123	24.435	236	24.011	184	236
3	0	1:53.715	51.286	128	23.888	236	38.541		236	14	0	1:41.717	51.482	128	23.884	237	26.351	177	237
4	0	3:56.277	3:08.130	128	24.024	225	24.123	187	225	15	0	1:39.957	52.048	117	24.315	237	23.594	185	237
5	0	1:38.795	51.291	127	23.788	237	23.716	185	237	16	0	1:42.957	52.879	126	24.485	238	25.593	183	238
6	0	1:50.879	1:02.349	121	24.637	226	23.893	181	226	17	0	1:39.675	50.943	127	24.324	236	24.408	185	236
7	0	1:41.861	51.712	126	25.257	224	24.892	184	224	18	0	1:40.411	52.006	125	24.668	226	23.737	187	226
8	0	1:45.470	55.969	123	25.152	230	24.349	185	230	19	0	1:44.966	50.848	128	23.879	239	30.239		239
9	0	1:41.742	52.584	124	25.032	236	24.126	185	236	20	0	4:03.136	3:05.411	96	29.616	205	28.109	169	205
10	0	1:43.090	53.350	120	25.085	236	24.655	187	236	21	0	1:49.327	52.396	127	24.446	230	32.485		230
11	0	1:41.708	52.466	124	24.760	237	24.482	185	237										

6 Andronaco, DEU(#1)									theoretical besttime: 1:32.580										
1	0	2:20.487	1:29.558	122	26.752	229	24.177	186	229	7	0	1:42.192	53.371	127	23.687	236	25.134	141	236
2	0	1:47.256	52.086	126	24.511	235	30.659		235	8	0	1:36.328	51.053	130	23.061	240	22.214	187	240
3	0	14:45.011	13:55.878	123	24.783	229	24.350	185	229	9	0	1:34.372	49.079	133	22.955	241	22.338	188	241
4	0	1:39.139	51.085	124	24.210	236	23.844	185	236	10	0	1:34.591	49.600	130	22.790	242	22.201	187	242
5	0	1:45.672	51.588	128	24.242	236	29.842		236	11	0	1:40.527	47.726	133	22.653	241	30.148		241
6	0	15:31.541	14:41.531	121	25.546	212	24.464	185	212										

7 Ferati, CHE(#1)									theoretical besttime:										
1	0	2:45.306	1:13.282	98	58.685	175	33.339		175	2	0	6:43.340	5:40.152	104	29.708	186	33.480		186

8 Fach, CHE(#1)									theoretical besttime: 1:33.402										
1	0	2:19.132	1:21.642	97	29.538	192	27.952	179	192	12	0	1:38.297	50.914	130	23.603	238	23.780	186	238
2	0	1:53.068	1:01.495	115	27.033	229	24.540	183	229	13	0	1:38.229	50.830	130	23.690	240	23.709	183	240
3	0	1:44.060	55.835	129	24.605	240	23.620	185	240	14	0	1:43.671	51.696	132	23.495	240	28.480		240
4	0	1:40.590	53.555	130	24.272	240	22.763	187	240	15	0	3:44.086	2:56.539	119	24.464	238	23.083	187	238
5	0	1:39.251	52.511	131	23.795	241	22.945	187	241	16	0	1:36.646	50.405	134	23.477	241	22.764	190	241
6	0	1:39.868	52.684	133	23.567	241	23.617	187	241	17	0	1:36.302	49.981	134	23.239	243	23.082	186	243
7	0	1:38.446	51.779	133	23.980	241	22.687	188	241	18	0	1:38.862	51.171	134	23.735	222	23.956	190	222
8	0	1:52.244	58.617	128	23.834	226	29.793		226	19	0	1:35.487	49.395	133	23.064	242	23.028	190	242
9	0	8:17.588	7:29.438	128	24.134	235	24.016	186	235	20	0	1:34.800	49.319	135	22.965	243	22.516	190	243
10	0	1:38.187	50.715	130	23.690	239	23.782	186	239	21	0	1:38.046	49.678	126	23.020	243	25.348	189	243
11	0	1:44.916	55.696	125	25.187	215	24.033	185	215	22	0	1:45.533	48.274	134	22.612	243	34.647		243

12 Jones, AUS(#1)									theoretical besttime: 1:33.719										
1	0	2:02.377	1:13.224	114	25.206	224	23.947	186	224	12	0	1:51.136	1:03.894	127	23.696	236	23.546	186	236
2	0	1:38.837	51.448	128	23.992	237	23.397	186	237	13	0	1:42.987	55.870	126	23.680	236	23.437	187	236
3	0	1:38.927	51.186	127	24.569	234	23.172	186	234	14	0	1:38.714	51.474	126	23.778	237	23.462	185	237
4	0	1:38.106	50.896	129	23.868	236	23.342	186	236	15	0	1:43.010	51.447	126	23.787	226	27.776		226
5	0	1:38.597	51.354	130	23.669	237	23.574	184	237	16	0	4:55.797	4:04.952	119	26.346	210	24.499	185	210
6	0	1:42.607	53.126	130	23.479	237	26.002	179	237	17	0	1:40.148	52.501	128	24.356	232	23.291	187	232
7	0	1:38.492	51.364	128	23.795	237	23.333	186	237	18	0	1:36.186	50.207	130	23.512	240	22.467	187	240
8	0	1:43.462	51.364	129	23.888	237	28.210		237	19	0	1:34.465	48.850	129	23.264	241	22.351	188	241
9	0	8:00.930	7:11.332	125	25.833	222	23.765	186	222	20	0	1:38.298	52.642	132	23.338	242	22.318	188	242



Porsche Carrera Cup Deutschland

PORSCHE

**CARRERA CUP
DEUTSCHLAND**

Sector List Test Session 2

Provisional

DMSB Reg. Nr.:

03 August 2023 11:05:00

Nürburgring, Length: 3629m

Air temperature: 14.78°C

Track temperature: 22.1°C

Weather condition: Wet

Lap	Id	Time	SE1	SP1	SE2	SP2	SE3	SP3	TSP	Lap	Id	Time	SE1	SP1	SE2	SP2	SE3	SP3	TSP
10	0	2:07.603	51.618	129	24.308	235	51.677	83	235	21	0	1:33.719	48.492	130	23.148	241	22.079	188	241
11	0	1:43.665	56.521	130	23.630	236	23.514	187	236										

13 Tauscher, DEU(#1)

theoretical besttime: 1:33.391

1	0	3:56.883	2:54.890	82	33.304	159	28.689	156	159	11	0	1:49.267	54.738	129	24.534	239	29.955	239	
2	0	1:53.623	1:03.076	123	25.915	212	24.632	184	212	12	0	5:07.652	4:17.664	128	23.385	230	26.603	186	230
3	0	1:43.042	55.528	128	24.246	238	23.268	186	238	13	0	1:37.771	50.812	128	23.766	238	23.193	186	238
4	0	1:41.621	53.658	129	24.569	240	23.394	186	240	14	0	1:38.994	51.607	129	23.864	237	23.523	178	237
5	0	1:41.549	54.590	132	23.708	241	23.251	186	241	15	0	1:37.607	50.628	130	23.793	238	23.186	187	238
6	0	1:40.291	52.969	129	23.730	238	23.592	186	238	16	0	1:42.684	50.249	129	23.827	238	28.608		238
7	0	1:38.988	51.679	130	23.915	240	23.394	187	240	17	0	6:18.181	5:31.169	125	24.061	237	22.951	187	237
8	0	1:46.526	52.117	127	24.274	240	30.135		240	18	0	1:35.276	49.406	130	23.329	242	22.541	187	242
9	0	3:34.799	2:45.507	125	25.191	235	24.101	186	235	19	0	1:35.871	49.495	132	23.684	242	22.692	187	242
10	0	1:42.996	54.789	121	24.852	239	23.355	186	239	20	0	1:33.391	48.496	133	22.946	242	21.949	187	242

14 Schuring, NLD(#1)

theoretical besttime: 1:32.914

1	0	2:08.799	1:12.111	102	29.382	187	27.306	162	187	10	0	4:50.137	3:56.772	116	26.956	184	26.409	171	184
2	0	2:00.707	1:02.689	117	26.496	204	31.522		204	11	0	1:42.137	54.864	130	23.876	241	23.397	186	241
3	0	4:07.510	3:19.523	126	24.668	221	23.319	186	221	12	0	1:37.105	50.757	131	23.150	243	23.198	188	243
4	0	1:37.644	50.877	129	23.316	239	23.451	184	239	13	0	1:36.038	49.242	133	24.027	235	22.769	188	235
5	0	1:47.177	54.000	128	25.045	210	28.132		210	14	0	1:34.741	49.239	133	22.886	242	22.616	188	242
6	0	10:46.717	9:55.034	129	25.914	154	25.769	186	154	15	0	1:34.973	49.557	133	22.899	244	22.517	190	244
7	0	1:39.107	51.312	129	23.780	238	24.015	185	238	16	0	1:33.686	48.514	126	22.883	245	22.289	188	245
8	0	1:38.910	51.448	130	23.868	238	23.594	185	238	17	0	1:33.969	48.738	133	22.857	243	22.374	188	243
9	0	1:50.780	54.883	130	25.583	139	30.314		139	18	0	1:32.914	47.980	131	22.754	243	22.180	188	243

19 King, GBR(#1)

theoretical besttime: 1:32.176

1	0	3:02.784	2:15.104	127	24.206	236	23.474	186	236	10	0	2:08.626	1:14.913	117	30.080	198	23.633	185	198
2	0	1:38.745	51.301	129	23.502	238	23.942	184	238	11	0	1:38.137	50.910	131	23.289	239	23.938	184	239
3	0	1:37.617	50.921	131	23.400	238	23.296	186	238	12	0	1:54.748	59.385	97	25.553	237	29.810		237
4	0	1:37.658	50.895	130	23.364	238	23.399	183	238	13	0	8:31.207	7:40.793	117	25.205	226	25.209	184	226
5	0	1:47.420	56.291	106	26.230	202	24.899	186	202	14	0	1:39.022	51.536	132	23.140	240	24.346	188	240
6	0	1:37.602	50.684	131	23.416	239	23.502	183	239	15	0	1:34.862	49.749	134	22.774	241	22.339	188	241
7	0	1:46.581	52.472	130	23.923	237	30.186		237	16	0	1:37.838	50.886	134	23.025	242	23.927	188	242
8	0	8:51.907	8:03.471	123	24.690	235	23.746	186	235	17	0	1:33.657	48.653	131	22.796	242	22.208	185	242
9	0	1:39.533	51.659	128	24.188	239	23.686	186	239	18	0	1:40.939	47.452	133	22.516	243	30.971		243

22 Ferrer-Aza, CHE(#1)

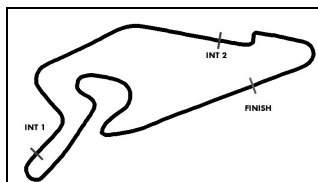
theoretical besttime: 1:38.576

1	0	2:10.680	1:15.150	112	28.492	189	27.038	184	189	10	0	1:41.013	53.023	128	23.830	232	24.160	184	232
2	0	1:42.755	53.933	121	24.133	210	24.689	185	210	11	0	1:39.865	52.353	128	23.634	236	23.878	183	236
3	0	1:40.448	52.969	121	23.798	235	23.681	184	235	12	0	1:40.686	52.812	121	23.827	235	24.047	185	235
4	0	1:41.726	53.762	127	23.696	232	24.268	185	232	13	0	1:41.263	52.568	118	24.337	231	24.358	185	231
5	0	1:40.152	52.485	121	23.979	235	23.688	182	235	14	0	1:40.363	52.519	126	23.673	234	24.171	182	234
6	0	1:43.112	53.883	122	24.108	218	25.121	183	218	15	0	1:39.365	51.876	128	23.695	236	23.794	182	236
7	0	1:47.153	53.755	123	24.768	210	28.630		210	16	0	1:39.093	51.691	128	23.606	235	23.796	182	235
8	0	8:27.612	7:38.014	124	24.546	235	25.052	184	235	17	0	1:39.178	51.289	127	23.698	221	24.191	180	221
9	0	1:43.940	53.098	122	24.731	185	26.111	183	185	18	0	1:48.226	53.233	120	24.728	218	30.265		218

24 Hartog, NLD(#1)

theoretical besttime: 1:31.767

1	0	1:47.628	1:00.078	125	24.157	237	23.393	186	237	11	0	1:37.209	50.967	133	23.276	241	22.966	186	241
2	0	1:38.653	51.188	126	23.959	238	23.506	186	238	12	0	1:35.321	49.905	125	23.114	241	22.302	187	241
3	0	1:39.177	51.861	125	23.858	237	23.458	186	237	13	0	1:33.668	48.892	133	22.646	245	22.130	188	245
4	0	1:38.509	51.136	127	23.996	238	23.377	186	238	14	0	1:32.953	48.626	133	22.519	243	21.808	189	243
5	0	1:42.428	51.198	125	24.077	238	27.153		238	15	0	1:34.289	48.987	128	23.073	243	22.229	189	243
6	0	3:48.570	3:01.185	127	23.892	237	23.493	184	237	16	0	1:32.313	47.868	129	22.477	244	21.968	188	244
7	0	1:39.538	51.350	126	24.398	237	23.790	184	237	17	0	1:32.787	47.892	130	22.498	247	22.397	191	247
8	0	1:44.147	51.852	122	24.572	237	27.723		237	18	0	1:33.408	48.780	131	22.689	244	21.939	190	244
9	0	13:49.941	12:56.401	110	28.545	219	24.995	182	219	19	0	1:31.987	47.544	131	22.415	244	22.028	188	244
10	0	1:41.521	54.212	127	23.983	241	23.326	186	241										



Porsche Carrera Cup Deutschland

PORSCHE

CARRERA CUP
DEUTSCHLAND

Sector List Test Session 2

Provisional

DMSB Reg. Nr.:

03 August 2023 11:05:00

Nürburgring, Length: 3629m

Air temperature: 14.78°C

Track temperature: 22.1°C

Weather condition: Wet

Lap Id	Time	SE1	SP1	SE2	SP2	SE3	SP3	TSP	Lap Id	Time	SE1	SP1	SE2	SP2	SE3	SP3	TSP
25	ten Voorde, NLD(#1)								theoretical besttime: 1:31.959								
1 0	2:27.488	1:33.164	100	28.230	190	26.094	181	190	12 0	1:44.346	52.213	126	23.852	240	28.281	240	
2 0	1:49.336	1:00.337	120	25.187	236	23.812	185	236	13 0	6:29.031	5:41.841	129	24.027	240	23.163	187	240
3 0	1:43.791	55.930	124	24.238	238	23.623	187	238	14 0	1:36.416	50.343	132	23.475	241	22.598	189	241
4 0	1:39.073	52.850	131	23.749	242	22.474	188	242	15 0	1:34.372	49.133	133	23.055	242	22.184	188	242
5 0	1:40.305	52.966	127	24.069	242	23.270	186	242	16 0	1:34.199	48.712	132	23.109	242	22.378	188	242
6 0	1:37.587	51.367	132	23.422	243	22.798	186	243	17 0	1:33.732	48.685	133	22.903	242	22.144	189	242
7 0	1:38.662	51.450	125	23.687	242	23.525	188	242	18 0	1:33.246	48.404	132	22.912	242	21.930	190	242
8 0	1:38.881	51.755	130	23.786	243	23.340	188	243	19 0	1:32.375	47.594	133	22.809	243	21.972	189	243
9 0	1:46.066	51.839	130	24.213	241	30.014		241	20 0	1:33.055	47.864	131	23.095	243	22.096	190	243
10 0	5:40.006	4:52.196	127	24.192	237	23.618	186	237	21 0	1:32.796	48.085	132	22.847	243	21.864	190	243
11 0	1:38.236	50.682	128	24.049	239	23.505	187	239	22 0	1:31.991	47.327	133	22.768	244	21.896	190	244

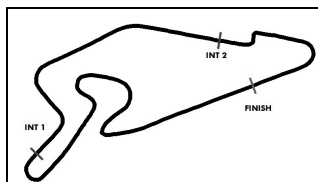
Lap Id	Time	SE1	SP1	SE2	SP2	SE3	SP3	TSP	Lap Id	Time	SE1	SP1	SE2	SP2	SE3	SP3	TSP
27	Cordeel, BEL(#1)								theoretical besttime: 1:35.377								
1 0	2:25.572	1:28.280	95	29.583	186	27.709	179	186	12 0	1:48.904	1:00.015	130	23.480	238	25.409	187	238
2 0	1:54.797	1:03.574	105	26.312	196	24.911	185	196	13 0	1:41.777	53.626	125	23.616	237	24.535	183	237
3 0	1:45.195	56.726	108	24.619	233	23.850	187	233	14 0	1:40.515	52.853	129	23.733	236	23.929	186	236
4 0	1:44.515	56.317	128	24.199	237	23.999	182	237	15 0	1:39.595	52.022	128	23.712	238	23.861	186	238
5 0	1:43.668	54.786	129	23.954	236	24.928	187	236	16 0	1:46.259	53.329	129	23.717	237	29.213		237
6 0	1:40.380	53.162	130	24.150	237	23.068	187	237	17 0	5:39.387	4:51.499	122	24.419	232	23.469	188	232
7 0	1:43.585	54.135	132	24.294	237	25.156	184	237	18 0	1:36.313	50.364	125	23.429	241	22.520	187	241
8 0	1:42.978	55.064	117	24.464	237	23.450	186	237	19 0	1:35.433	49.569	129	23.358	243	22.506	187	243
9 0	1:45.540	54.742	115	26.471	225	24.327	187	225	20 0	1:38.441	49.770	131	23.695	243	24.976	189	243
10 0	1:53.588	55.443	122	26.695	206	31.450		206	21 0	1:56.921	58.613	117	23.302	239	35.006		239
11 0	6:52.388	6:03.281	128	24.756	236	24.351	186	236									

Lap Id	Time	SE1	SP1	SE2	SP2	SE3	SP3	TSP	Lap Id	Time	SE1	SP1	SE2	SP2	SE3	SP3	TSP
28	van Eijndhoven, NLD(#1)								theoretical besttime: 1:33.833								
1 0	1:50.236	1:02.089	123	24.375	233	23.772	186	233	11 0	1:38.868	51.159	120	23.901	239	23.808	185	239
2 0	1:39.022	51.435	131	24.019	238	23.568	185	238	12 0	1:37.874	50.755	127	23.540	238	23.579	185	238
3 0	1:38.761	51.217	128	23.632	238	23.912	187	238	13 0	1:38.592	51.047	130	23.685	237	23.860	185	237
4 0	1:39.108	51.426	126	23.885	237	23.797	185	237	14 0	1:38.474	50.699	130	23.706	238	24.069	185	238
5 0	1:43.977	51.196	125	24.174	239	28.607		239	15 0	1:37.782	50.720	130	23.400	238	23.662	186	238
6 0	8:00.561	7:04.321	91	29.771	204	26.469	176	204	16 0	1:43.450	50.874	126	23.596	239	28.980		239
7 0	2:03.536	1:08.245	102	28.595	212	26.696	181	212	17 0	4:30.504	3:38.874	127	25.849	217	25.781	187	217
8 0	1:53.248	1:02.013	115	26.184	230	25.051	184	230	18 0	1:39.491	52.307	127	23.663	240	23.521	187	240
9 0	1:55.338	58.988	116	25.813	211	30.537		211	19 0	1:34.827	49.069	132	23.214	242	22.544	188	242
10 0	3:56.777	3:08.673	129	23.518	237	24.586	183	237	20 0	1:33.833	48.251	130	23.083	242	22.499	187	242

Lap Id	Time	SE1	SP1	SE2	SP2	SE3	SP3	TSP	Lap Id	Time	SE1	SP1	SE2	SP2	SE3	SP3	TSP
31	Freymuth, DEU(#1)								theoretical besttime: 1:36.663								
1 0	2:08.350	1:15.220	117	27.458	216	25.672	183	216	12 0	1:39.870	52.132	128	23.986	238	23.752	183	238
2 0	1:40.078	51.946	126	24.401	235	23.731	182	235	13 0	1:39.465	52.163	130	23.766	238	23.536	188	238
3 0	1:38.889	51.649	126	23.770	236	23.470	184	236	14 0	1:39.228	51.480	128	24.040	238	23.708	187	238
4 0	1:38.716	51.517	127	23.681	236	23.518	184	236	15 0	1:39.749	51.923	128	23.946	238	23.880	184	238
5 0	1:38.856	51.315	129	23.778	237	23.763	185	237	16 0	1:43.927	52.217	128	23.723	238	27.987		238
6 0	1:46.106	52.438	126	23.652	237	30.016		237	17 0	3:56.201	3:08.687	128	23.515	238	23.999	183	238
7 0	5:20.242	4:32.027	123	24.400	234	23.815	183	234	18 0	1:36.663	50.405	128	23.170	238	23.088	186	238
8 0	1:41.593	52.425	120	24.715	236	24.453	184	236	19 0	1:39.481	52.678	128	23.488	238	23.315	186	238
9 0	1:41.096	52.308	127	24.597	235	24.191	185	235	20 0	1:44.808	50.703	130	23.284	222	30.821		222
10 0	1:40.313	52.174	125	24.272	237	23.867	186	237	21 0	3:36.590	2:41.715	114	27.330	205	27.545	173	205
11 0	1:41.434	52.849	123	24.351	238	24.234	184	238	22 0	1:42.951	53.760	116	24.668	171	24.523	188	171

Lap Id	Time	SE1	SP1	SE2	SP2	SE3	SP3	TSP	Lap Id	Time	SE1	SP1	SE2	SP2	SE3	SP3	TSP
33	Hirsiger, CHE(#1)								theoretical besttime: 1:36.491								
1 0	2:44.456	1:55.163	121	24.691	230	24.602	183	230	12 0	1:41.983	52.380	128	25.701	234	23.902	186	234
2 0	1:41.385	53.013	127	23.976	233	24.396	184	233	13 0	1:40.961	52.688	127	24.236	238	24.037	184	238
3 0	1:50.513	53.562	127	24.732	193	32.219	184	193	14 0	1:44.716	52.082	128	23.615	238	29.019		238
4 0	1:40.486	52.851	129	23.618	236	24.017	183	236	15 0	3:39.938	2:47.027	127	26.848	176	26.063	185	176
5 0	1:56.160	57.408	112	25.935	206	32.817		206	16 0	1:56.829	1:08.645	120	24.280	218	23.904	184	218
6 0	4:43.443	3:53.546	128	25.513	206	24.384	183	206	17 0	1:37.338	50.902	131	23.190	238	23.246	186	238
7 0	1:40.184	51.922	128	24.364	232	23.898	184	232	18 0	1:44.332	55.368	108	25.462	216	23.502	185	216
8 0	1:43.019	53.574	124	25.062	229	24.383	184	229	19 0	1:41.585	51.906	131	25.068	213	24.611	187	213
9 0	1:41.942	53.133	123	24.672	228	24.137	185	228	20 0	1:36.649	50.233	128	23.348	238	23.068	184	238
10 0	1:41.864	53.142	126	24.396	237	24.326	185	237	21 0	1:37.391	50.328	131	23.395	240	23.668	180	240





Porsche Carrera Cup Deutschland

PORSCHE

CARRERA CUP
DEUTSCHLAND

Sector List Test Session 2

Provisional

DMSB Reg. Nr.:

03 August 2023 11:05:00

Nürburgring, Length: 3629m

Air temperature: 14.78°C

Track temperature: 22.1°C

Weather condition: Wet

Lap	Id	Time	SE1	SP1	SE2	SP2	SE3	SP3	TSP	Lap	Id	Time	SE1	SP1	SE2	SP2	SE3	SP3	TSP
11	0	1:40.961	52.597	127	24.180	236	24.184	185	236	22	0	1:46.144	54.111	126	23.753	236	28.280		236

34 Oeverhaus, DEU(#1)

theoretical besttime: 1:35.573

1	0	3:10.836	2:22.153	122	24.427	232	24.256	184	232	12	0	1:39.032	51.644	128	23.740	237	23.648	187	237
2	0	1:39.427	52.264	128	23.717	236	23.446	185	236	13	0	1:40.349	51.874	131	23.741	236	24.734	186	236
3	0	1:38.708	51.740	117	23.630	237	23.338	185	237	14	0	1:39.287	51.870	128	23.728	238	23.689	185	238
4	0	1:38.208	51.361	127	23.526	237	23.321	185	237	15	0	1:40.373	52.822	126	23.601	238	23.950	184	238
5	0	1:39.680	52.050	127	23.837	234	23.793	183	234	16	0	1:43.096	51.487	128	23.626	238	27.983		238
6	0	1:39.483	51.828	128	23.729	238	23.926	184	238	17	0	5:25.152	4:20.751	55	34.928	173	29.473	186	173
7	0	1:45.560	52.615	123	24.068	237	28.877		237	18	0	1:39.366	50.231	127	23.256	238	25.879	187	238
8	0	5:56.778	5:07.571	110	25.324	235	23.883	185	235	19	0	1:35.896	49.591	129	23.143	239	23.162	185	239
9	0	1:40.568	52.377	122	24.454	237	23.737	184	237	20	0	2:05.762	1:03.036	85	32.010	98	30.716	185	98
10	0	1:42.648	52.530	127	24.391	238	25.727	186	238	21	0	1:35.599	49.452	128	23.169	238	22.978	185	238
11	0	1:40.260	51.987	127	23.915	235	24.358	183	235	22	0	1:45.297	49.454	129	24.907	182	30.936		182

40 Stiak, DEU(#1)

theoretical besttime: 1:37.283

1	0	2:18.854	1:25.642	115	26.537	201	26.675	184	201	11	0	1:41.676	52.477	125	24.254	241	24.945	184	241
2	0	1:41.387	52.726	122	24.485	233	24.176	186	233	12	0	1:40.868	52.304	125	24.334	238	24.230	186	238
3	0	1:41.065	53.106	126	23.951	236	24.008	184	236	13	0	1:40.605	52.281	126	24.049	237	24.275	186	237
4	0	1:39.738	52.023	128	23.864	237	23.851	184	237	14	0	1:42.995	53.746	126	25.145	237	24.104	185	237
5	0	1:42.694	54.321	126	23.987	236	24.386	183	236	15	0	1:40.753	52.597	125	24.099	238	24.057	186	238
6	0	1:48.877	53.094	120	24.568	206	31.215		206	16	0	1:58.167	1:04.480	125	23.919	237	29.768		237
7	0	6:32.464	5:43.211	121	24.681	230	24.572	184	230	17	0	7:09.737	6:22.208	123	23.582	239	23.947	186	239
8	0	1:42.247	53.706	125	24.624	236	23.917	186	236	18	0	1:37.283	50.452	128	23.514	238	23.317	187	238
9	0	1:41.105	52.501	126	24.462	236	24.142	185	236	19	0	1:39.728	52.273	127	23.747	238	23.708	186	238
10	0	1:42.519	52.650	128	24.356	238	25.513	186	238	20	0	1:39.321	51.521	125	23.724	239	24.076	186	239

41 Stifter, ITA(#1)

theoretical besttime: 1:38.525

1	0	2:34.083	1:41.619	124	27.246	217	25.218	183	217	12	0	1:41.271	52.824	126	24.338	237	24.109	185	237
2	0	1:43.832	54.087	118	25.479	230	24.266	186	230	13	0	1:40.973	52.817	127	24.008	238	24.148	182	238
3	0	1:40.670	52.837	129	23.824	239	24.009	185	239	14	0	1:40.703	52.541	126	23.843	237	24.319	184	237
4	0	1:39.697	52.207	130	23.843	238	23.647	185	238	15	0	1:41.668	52.512	128	24.253	238	24.903	184	238
5	0	1:47.640	52.506	125	24.603	192	30.531		192	16	0	1:41.626	52.384	130	24.240	221	25.002	180	221
6	0	4:53.172	4:05.207	128	23.997	237	23.968	185	237	17	0	1:52.423	1:04.331	110	24.196	237	23.896	185	237
7	0	1:40.556	52.202	128	24.394	237	23.960	185	237	18	0	1:39.599	52.079	128	23.741	238	23.779	185	238
8	0	1:42.151	52.693	124	25.097	237	24.361	185	237	19	0	1:38.909	51.335	129	23.747	238	23.827	185	238
9	0	1:42.204	53.050	118	24.684	237	24.470	186	237	20	0	1:40.326	52.916	129	23.961	239	23.449	186	239
10	0	1:44.368	55.767	126	24.461	236	24.140	184	236	21	0	1:49.281	54.583	129	23.779	216	30.919		216
11	0	1:41.764	52.995	127	24.462	238	24.307	185	238										

54 Essmann, GER(#1)

theoretical besttime: 1:37.677

1	0	2:29.572	1:36.294	118	26.982	189	26.296	183	189	12	0	1:41.884	53.477	125	24.198	238	24.209	183	238
2	0	1:50.389	54.695	128	24.435	226	31.259		226	13	0	1:41.512	52.956	124	24.170	236	24.386	183	236
3	0	5:40.031	4:51.364	118	24.420	231	24.247	183	231	14	0	1:42.414	53.191	117	24.330	236	24.893	182	236
4	0	1:41.315	53.355	129	24.104	234	23.856	185	234	15	0	1:49.286	53.345	127	24.484	219	31.457		219
5	0	1:41.018	52.930	128	23.969	236	24.119	182	236	16	0	5:44.077	4:52.240	124	27.312	208	24.525	186	208
6	0	1:41.802	53.050	126	24.260	230	24.492	181	230	17	0	1:39.359	51.881	126	23.884	236	23.594	185	236
7	0	1:42.970	53.901	124	24.747	237	24.322	178	237	18	0	1:39.175	51.128	128	23.777	236	24.270	187	236
8	0	1:43.711	53.929	116	25.214	235	24.568	183	235	19	0	1:42.859	51.361	127	23.765	236	27.733	185	236
9	0	1:42.676	53.642	119	24.771	235	24.263	181	235	20	0	1:39.283	51.666	124	23.826	237	23.791	185	237
10	0	1:43.636	54.341	118	24.781	235	24.514	182	235	21	0	1:37.800	50.596	130	23.601	238	23.603	185	238
11	0	1:45.678	54.032	118	24.518	236	27.128	181	236	22	0	1:37.841	50.549	130	23.534	238	23.758	184	238

65 Pfister, DEU(#1)

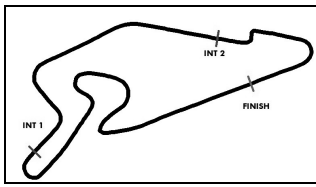
theoretical besttime: 1:37.934

1	0	2:44.772	1:51.700	118	26.967	218	26.105	185	218	11	0	1:40.524	52.465	125	23.930	236	24.129	183	236
2	0	1:42.324	53.469	125	24.154	213	24.701	182	213	12	0	1:55.179	53.594	119	26.118	145	35.467		145
3	0	1:41.192	52.958	126	24.187	218	24.047	182	218	13	0	5:54.513	4:55.116	124	25.022	158	34.375	183	158
4	0	1:41.846	53.193	124	24.032	233	24.621	183	233	14	0	1:38.059	50.702	129	23.503	236	23.854	183	236
5	0	2:01.169	56.209	99	28.982	168	35.978		168	15	0	1:40.471	52.038	121	24.163	236	24.270	186	236
6	0	5:13.578	4:09.753	89	31.621	151	32.204	150	151	16	0	1:39.081	50.577	128	23.577	236	24.927	180	236
7	0	2:16.305	1:08.048	93	31.482	182	36.775		182	17	0	1:43.217	52.395	125	23.885	234	26.937	182	234
8	0	5:34.480	4:33.794	121	27.063	180	33.623	181	180	18	0	1:38.662	51.000	126	23.588	238	24.074	182	238

ver: 1.0

Page 4/ 6 printed: 3.8.2023 11:54





Porsche Carrera Cup Deutschland

PORSCHE

CARRERA CUP
DEUTSCHLAND

Sector List Test Session 2

Provisional

DMSB Reg. Nr.:

03 August 2023 11:05:00

Nürburgring, Length: 3629m

Air temperature: 14.78°C

Track temperature: 22.1°C

Weather condition: Wet

Lap	Id	Time	SE1	SP1	SE2	SP2	SE3	SP3	TSP	Lap	Id	Time	SE1	SP1	SE2	SP2	SE3	SP3	TSP
9	0	1:40.408	51.920	122	24.297	236	24.191	182	236	19	0	2:05.434	1:02.935	86	28.710	193	33.789	193	
10	0	1:41.838	53.264	123	24.035	235	24.539	177	235										

66 Smalley, GBR(#1)

theoretical besttime: 1:34.945

1	0	2:23.045	1:30.617	119	26.411	208	26.017	186	208	11	0	2:03.620	57.566	103	31.536	125	34.518	125	
2	0	1:39.680	51.720	127	24.114	221	23.846	187	221	12	0	4:20.160	3:31.684	117	24.476	225	24.000	185	225
3	0	1:39.133	51.508	129	24.002	232	23.623	186	232	13	0	1:37.848	50.839	131	23.523	237	23.486	185	237
4	0	1:55.456	57.144	113	25.671	200	32.641		200	14	0	1:39.584	50.888	130	23.988	237	24.708	179	237
5	0	5:27.472	4:38.375	127	24.716	223	24.381	186	223	15	0	1:45.604	51.476	128	23.632	236	30.496		236
6	0	1:39.215	51.173	131	24.287	232	23.755	184	232	16	0	3:51.160	2:57.672	104	28.208	205	25.280	182	205
7	0	1:50.864	52.164	128	24.798	228	33.902		228	17	0	1:40.495	53.043	128	24.116	225	23.336	187	225
8	0	5:08.932	4:16.183	120	28.435	219	24.314	187	219	18	0	1:39.014	50.947	131	23.252	233	24.815	188	233
9	0	1:39.739	51.996	129	23.982	233	23.761	187	233	19	0	1:34.945	49.479	132	22.914	233	22.552	188	233
10	0	1:39.719	51.529	128	24.293	238	23.897	186	238										

68 Stender, DEU(#1)

theoretical besttime: 1:38.256

1	0	2:42.151	1:52.130	126	25.489	219	24.532	183	219	12	0	1:40.565	52.492	129	23.880	236	24.193	186	236
2	0	1:43.168	52.803	127	24.705	205	25.660	185	205	13	0	1:40.570	52.708	128	23.932	237	23.930	185	237
3	0	1:43.153	53.161	126	25.213	224	24.779	183	224	14	0	1:42.162	53.871	125	24.057	235	24.234	184	235
4	0	1:48.296	54.438	127	24.311	232	29.547		232	15	0	1:40.582	52.702	129	23.850	234	24.030	184	234
5	0	4:51.466	3:42.905	92	38.857	132	29.704	152	132	16	0	1:39.745	52.275	126	23.657	236	23.813	185	236
6	0	2:02.518	1:05.381	113	29.334	178	27.803	155	178	17	0	1:46.599	52.486	127	24.084	233	30.029		233
7	0	2:01.720	1:02.897	83	31.776	185	27.047	180	185	18	0	4:09.600	3:15.931	116	27.790	193	25.879	181	193
8	0	2:08.905	1:05.100	101	29.699	196	34.106		196	19	0	1:46.393	55.803	125	25.597	213	24.993	181	213
9	0	4:10.004	3:20.809	125	24.642	229	24.553	186	229	20	0	1:45.903	56.505	128	25.580	229	23.818	185	229
10	0	1:40.981	52.873	129	23.961	236	24.147	185	236	21	0	1:48.546	50.975	131	23.468	235	34.103		235
11	0	1:41.198	53.087	127	24.026	236	24.085	184	236										

69 Harmsen, DEU(#1)

theoretical besttime: 1:39.570

1	0	2:37.837	1:41.079	109	30.202	188	26.556	181	188	13	0	1:51.601	1:01.969	122	25.047	227	24.585	184	227
2	0	1:45.578	55.031	116	25.522	216	25.025	182	216	14	0	1:43.399	53.947	121	24.859	228	24.593	184	228
3	0	1:46.346	54.580	115	25.518	218	26.248	181	218	15	0	1:41.768	52.745	122	24.637	230	24.386	185	230
4	0	1:43.997	54.163	120	25.059	224	24.775	181	224	16	0	1:40.241	51.620	125	24.505	232	24.116	184	232
5	0	1:44.134	54.366	122	25.132	221	24.636	182	221	17	0	1:41.175	52.279	124	24.301	234	24.595	184	234
6	0	1:53.852	1:03.727	108	25.683	220	24.442	183	220	18	0	2:30.464	1:41.001	125	24.855	199	24.608	182	199
7	0	1:42.925	53.156	121	25.082	226	24.687	183	226	19	0	1:43.729	53.331	123	25.274	211	25.124	183	211
8	0	1:43.584	53.192	120	25.318	221	25.074	183	221	20	0	1:41.064	52.218	123	24.830	224	24.016	185	224
9	0	1:54.002	54.069	121	26.545	193	33.388		193	21	0	1:40.044	51.722	123	24.673	232	23.649	185	232
10	0	6:35.335	5:44.322	120	25.775	217	25.238	184	217	22	0	1:43.088	52.739	124	25.014	204	25.335	182	204
11	0	1:46.271	55.176	116	25.956	219	25.139	183	219	23	0	1:41.298	52.628	125	24.674	226	23.996	184	226
12	0	1:42.047	52.474	123	24.986	227	24.587	182	227										

77 Köhler, DEU(#1)

theoretical besttime: 1:33.848

1	0	2:15.586	1:13.947	117	28.962	180	32.677		180	9	0	4:25.373	3:34.147	110	27.089	192	24.137	185	192
2	0	5:03.949	4:13.729	109	25.616	192	24.604	186	192	10	0	1:36.680	50.580	133	23.092	238	23.008	187	238
3	0	1:37.043	50.585	130	23.399	238	23.059	186	238	11	0	1:44.269	51.902	125	23.990	226	28.377		226
4	0	1:46.917	51.425	116	31.010	185	24.482	186	185	12	0	3:45.281	2:54.320	125	25.915	219	25.046	187	219
5	0	1:43.597	51.508	131	23.489	237	28.600		237	13	0	1:38.069	50.698	123	23.945	197	23.426	192	197
6	0	11:14.143	10:18.475	102	29.380	151	26.288	187	151	14	0	1:35.203	49.137	128	23.604	242	22.462	190	242
7	0	1:37.092	50.731	129	23.177	240	23.184	187	240	15	0	1:35.095	49.558	133	23.080	243	22.457	189	243
8	0	2:05.290	59.798	95	32.902	159	32.590		159	16	0	1:33.955	48.502	132	22.889	243	22.564	190	243

84 Alshehab, KUW(#1)

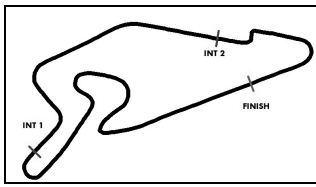
theoretical besttime: 1:37.326

1	0	2:28.123	1:33.921	109	28.352	191	25.850	184	191	10	0	1:40.196	52.458	124	23.859	238	23.879	186	238
2	0	1:50.203	52.944	116	25.080	228	32.179		228	11	0	1:39.862	52.186	125	23.750	237	23.926	185	237
3	0	5:52.487	4:53.111	97	30.870	182	28.506	150	182	12	0	1:39.174	51.767	125	23.643	237	23.764	184	237
4	0	1:54.460	1:01.479	111	25.408	227	27.573	184	227	13	0	1:39.113	51.599	124	23.817	237	23.697	185	237
5	0	1:54.918	1:04.684	103	26.214	230	24.020	184	230	14	0	1:39.180	51.156	126	23.711	237	24.313	186	237
6	0	1:46.408	55.343	122	25.264	225	25.801	182	225	15	0	1:52.531	52.379	113	33.049	154	27.103	185	154
7	0	2:04.394	1:04.876	113	28.104	219	31.414		219	16	0	1:37.870	50.847	126	23.258	238	23.765	185	238
8	0	4:24.442	3:35.537	125	24.304	236	24.601	184	236	17	0	1:40.875	51.843	126	24.655	191	24.377	185	191
9	0	1:40.219	52.246	125	23.884	238	24.089	185	238	18	0	2:29.857	50.371	127	23.475	238	1:16.011		238

ver: 1.0

Page 5/ 6 printed: 3.8.2023 11:54





Porsche Carrera Cup Deutschland

PORSCHE

CARRERA CUP
DEUTSCHLAND

Sector List Test Session 2

Provisional

DMSB Reg. Nr.:

03 August 2023 11:05:00

Nürburgring, Length: 3629m

Air temperature: 14.78°C

Track temperature: 22.1°C

Weather condition: Wet

Lap	Id	Time	SE1	SP1	SE2	SP2	SE3	SP3	TSP	Lap	Id	Time	SE1	SP1	SE2	SP2	SE3	SP3	TSP	
87																				theoretical besttime: 1:36.323
1	0	2:07.393	1:14.327	119	27.554	200	25.512	183	200	13	0	1:39.787	52.056	125	23.800	239	23.931	185	239	
2	0	1:41.396	52.178	127	24.666	237	24.552	182	237	14	0	1:39.600	51.892	130	23.765	238	23.943	185	238	
3	0	1:40.245	52.331	124	24.073	237	23.841	184	237	15	0	1:39.925	52.147	127	23.867	238	23.911	183	238	
4	0	1:39.983	51.991	125	24.129	238	23.863	184	238	16	0	1:39.661	51.675	128	23.979	238	24.007	184	238	
5	0	1:39.865	51.974	126	24.104	237	23.787	184	237	17	0	1:39.220	51.834	130	23.692	238	23.694	185	238	
6	0	1:39.886	51.952	129	23.956	237	23.978	184	237	18	0	1:38.690	51.059	129	23.779	238	23.852	184	238	
7	0	1:47.161	51.917	126	24.640	237	30.604		237	19	0	1:45.655	50.951	127	23.583	239	31.121		239	
8	0	4:42.639	3:53.500	125	24.711	238	24.428	185	238	20	0	4:43.878	3:52.746	110	26.533	221	24.599	184	221	
9	0	1:41.606	52.699	125	24.928	237	23.979	184	237	21	0	1:40.216	52.747	129	23.999	240	23.470	186	240	
10	0	1:41.449	52.687	125	24.547	237	24.215	183	237	22	0	1:38.961	51.548	131	23.612	242	23.801	187	242	
11	0	1:41.527	52.847	125	24.489	237	24.191	185	237	23	0	1:36.323	50.092	132	23.173	241	23.058	187	241	
12	0	1:40.535	52.005	128	24.093	240	24.437	184	240											

Lap	Id	Time	SE1	SP1	SE2	SP2	SE3	SP3	TSP	Lap	Id	Time	SE1	SP1	SE2	SP2	SE3	SP3	TSP	
88																				theoretical besttime: 1:38.762
1	0	2:23.802	1:31.951	119	26.331	193	25.520	187	193	12	0	1:44.467	53.834	125	26.061	222	24.572	185	222	
2	0	1:55.417	1:05.684	114	25.311	224	24.422	186	224	13	0	1:44.917	56.815	125	23.952	234	24.150	186	234	
3	0	1:41.891	53.291	125	24.062	233	24.538	186	233	14	0	1:49.852	54.417	127	24.601	233	30.834		233	
4	0	1:44.125	55.777	126	23.949	233	24.399	183	233	15	0	5:50.363	5:02.280	124	23.721	235	24.362	185	235	
5	0	1:44.250	54.978	126	24.316	232	24.956	185	232	16	0	1:39.970	52.663	120	23.643	238	23.664	185	238	
6	0	1:48.934	53.291	121	24.347	228	31.296		228	17	0	1:39.042	51.906	129	23.710	237	23.426	184	237	
7	0	4:12.717	3:23.776	125	24.391	231	24.550	184	231	18	0	1:39.534	51.846	123	24.240	239	23.448	185	239	
8	0	1:42.482	53.631	119	24.457	232	24.394	185	232	19	0	1:45.066	51.693	123	23.806	238	29.567		238	
9	0	1:43.466	53.992	121	24.943	234	24.531	185	234	20	0	3:34.376	2:34.681	71	33.557	175	26.138	180	175	
10	0	1:44.478	55.642	122	24.411	233	24.425	184	233	21	0	1:48.320	54.069	128	23.939	236	30.312		236	
11	0	1:43.246	54.369	126	24.299	233	24.578	184	233											

Lap	Id	Time	SE1	SP1	SE2	SP2	SE3	SP3	TSP	Lap	Id	Time	SE1	SP1	SE2	SP2	SE3	SP3	TSP	
92																				theoretical besttime: 1:35.202
1	0	2:04.138	1:14.620	120	25.743	227	23.775	185	227	12	0	1:39.648	52.149	124	23.876	238	23.623	186	238	
2	0	1:39.430	51.829	128	24.058	236	23.543	186	236	13	0	1:39.942	51.776	127	24.336	237	23.830	185	237	
3	0	1:39.411	51.751	131	24.117	237	23.543	185	237	14	0	1:38.874	51.621	127	23.883	237	23.370	186	237	
4	0	1:41.436	52.923	116	25.132	234	23.381	185	234	15	0	1:38.326	51.368	128	23.488	239	23.470	187	239	
5	0	1:38.952	51.587	129	23.739	237	23.626	185	237	16	0	1:54.708	1:01.652	129	24.467	231	28.589		231	
6	0	1:38.742	51.312	130	23.617	237	23.813	185	237	17	0	6:19.563	5:33.327	127	23.359	238	22.877	187	238	
7	0	1:47.211	52.881	126	25.200	218	29.130		218	18	0	1:35.266	49.207	128	23.118	239	22.941	188	239	
8	0	5:54.667	5:05.215	120	25.140	226	24.312	185	226	19	0	1:43.691	51.906	123	24.147	237	27.638		237	
9	0	1:40.181	52.047	128	24.455	234	23.679	186	234	20	0	3:19.775	2:29.456	117	25.734	216	24.585	183	216	
10	0	1:40.875	51.851	129	24.350	237	24.674	185	237	21	0	1:37.622	51.228	132	23.507	241	22.887	187	241	
11	0	1:40.058	51.954	128	24.336	238	23.768	186	238											

Lap	Id	Time	SE1	SP1	SE2	SP2	SE3	SP3	TSP	Lap	Id	Time	SE1	SP1	SE2	SP2	SE3	SP3	TSP	
98																				theoretical besttime: 1:35.420
1	0	2:43.701	1:52.861	119	24.930	217	25.910	182	217	9	0	2:01.914	1:02.374	101	30.774	144	28.766	136	144	
2	0	1:41.004	52.028	126	24.035	202	24.941	185	202	10	0	2:11.869	1:05.957	83	29.910	134	36.002		134	
3	0	1:48.042	52.689	111	25.496	220	29.857		220	11	0	8:22.111	7:25.137	91	29.412	168	27.562	164	168	
4	0	14:09.922	13:15.172	113	26.671	186	28.079	177	186	12	0	1:42.371	54.494	121	24.687	230	23.190	187	230	
5	0	1:46.576	57.055	120	25.026	222	24.495	184	222	13	0	1:39.010	51.967	126	23.828	240	23.215	185	240	
6	0	1:41.081	52.644	118	24.283	235	24.154	184	235	14	0	1:38.261	51.037	131	24.063	225	23.161	186	225	
7	0	1:40.233	52.204	119	23.833	233	24.196	186	233	15	0	1:35.420	49.845	127	23.198	239	22.377	188	239	
8	0	1:44.241	52.200	119	24.165	237	27.876	178	237											

Lap	Id	Time	SE1	SP1	SE2	SP2	SE3	SP3	TSP	Lap	Id	Time	SE1	SP1	SE2	SP2	SE3	SP3	TSP	
99																				theoretical besttime: 1:32.406
1	0	2:17.581	1:28.055	119	24.936	214	24.590	185	214	9	0	12:17.759	11:25.824	120	27.486	210	24.449	184	210	
2	0	1:39.843	51.595	129	24.475	228	23.773	186	228	10	0	1:37.889	51.912	130	23.479	240	22.498	188	240	
3	0	1:37.558	50.553	130	23.742	236	23.263	185	236	11	0	1:36.346	50.476	131	23.334	242	22.536	188	242	
4	0	1:38.984	51.869	128	23.478	236	23.637	186	236	12	0	1:33.967	49.112	134	22.826	243	22.029	190	243	
5	0	1:38.062	51.062	127	23.692	238	23.308	186	238	13	0	1:33.217	48.548	135	22.863	242	21.806	189	242	
6	0	1:44.721	52.343	127	23.457	239	28.921		239	14	0	1:34.373	49.233	134	22.750	244	22.390	188	244	
7	0	10:36.419	9:48.927	127	24.064	236	23.428	185	236	15	0	1:35.696	49.465	130	24.013	240	22.218	188	240	
8	0	1:46.111	51.205	131	24.373	240	30.533		240	16	0	1:32.920	47.998	131	22.602	243	22.320	188	243	