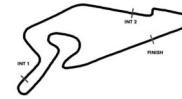


**Test Session 4
Nürburgring**



DMSB Reg. Nr.:

Provisional

Result List

Stewards / Race Management

STEWARD	
STEWARD	
STEWARD	
RACE DIRECTOR	Luca Stegner
CLERK OF THE COURSE	Kai Rübenhagen
TECHNICAL DELEGATE	
CHIEF TIMEKEEPER	Steffen Ruhl

Weather Start/Finish

AIR	15.5°C
TRACK	22.1°C
CONDITIONS	Dry
PRESSURE	941 hPa
AIR	15.1°C
TRACK	22.1°C
CONDITIONS	Dry
PRESSURE	941 hPa

Track Information

GREEN FLAG	16:05:00
CHEQUERED FLAG	16:50:00
SAFETY CAR PHASE	0
FULL COURSE YELLOW PHASE	0
TRACK NAME	Nürburgring
TRACK LENGTH	3629m
TURN COUNT	11
FASTEST LAP:	#25. TEN - 1:28.363

STARTED: 32 CLASSIFIED: 32 NOT CLASSIFIED: 0 DISQUALIFIED: 0

Nr.	Drivers	Team	Lap	Best Time	Gap	Diff	Kph	Day Time
Cl.	Car	Competitor						
1	25 L.ten Voorde(NLD) Porsche 911 GT3 Cup	Team GP Elite(NLD)	19	1:28.363			147.8	16:49:09
2	14 M.Schuring(NLD) Porsche 911 GT3 Cup	FACH AUTO TECH(CHE)	16	1:28.397	0.034	0.034	147.7	16:40:47
3	77 L.Köhler(DEU) Porsche 911 GT3 Cup	Huber Racing(DEU)	19	1:28.575	0.212	0.178	147.4	16:48:13
4	6 V.Andronaco(DEU) Porsche 911 GT3 Cup	Allied-Racing(DEU)	16	1:28.588	0.225	0.013	147.4	16:48:31
5	24 L.Hartog(NLD) Porsche 911 GT3 Cup	Team GP Elite(NLD)	15	1:28.597	0.234	0.009	147.4	16:47:23
6	34 T.Oeverhaus(DEU) Porsche 911 GT3 Cup	CarTech Motorsport Bonk(DEU)	17	1:28.730	0.367	0.133	147.2	16:39:20
7	19 H.King(GBR) Porsche 911 GT3 Cup	Allied-Racing(DEU)	18	1:28.831	0.468	0.101	147.0	16:49:51
8	8 A.Fach(CHE) Porsche 911 GT3 Cup	FACH AUTO TECH(CHE)	16	1:28.835	0.472	0.004	147.0	16:40:50
9	13 A.Tauscher(DEU) Porsche 911 GT3 Cup	Huber Racing(DEU)	16	1:28.866	0.503	0.031	147.0	16:42:10
10	99 B.Buus(DNK) Porsche 911 GT3 Cup	Allied-Racing(DEU)	20	1:28.886	0.523	0.020	146.9	16:49:40
11	28 H.van Eindhoven(NLD) Porsche 911 GT3 Cup	Team GP Elite(NLD)	15	1:28.906	0.543	0.020	146.9	16:40:37
12	27 G.Cordeel(BEL) Porsche 911 GT3 Cup	GP Elite(NLD)	19	1:28.924	0.561	0.018	146.9	16:48:58
13	92 L.Rettenbacher(AUT) Porsche 911 GT3 Cup	Huber Racing(DEU)	22	1:28.968	0.605	0.044	146.8	16:49:58
14	87 A.Levi(ISR) Porsche 911 GT3 Cup	TEAM HUBER RACING(AUT)	21	1:28.993	0.630	0.025	146.8	16:50:09
15	66 A.Smallley(GBR) Porsche 911 GT3 Cup	Proton Competition(DEU)	19	1:29.260	0.897	0.267	146.3	16:48:56
16	98 J.Seyffert(DEU) Porsche 911 GT3 Cup	HP Racing Int. with Huber(DEU)	21	1:29.295	0.932	0.035	146.3	16:48:48
17	12 H.Jones(AUS) Porsche 911 GT3 Cup	Scherer Sport PHX(DEU)	15	1:29.371	1.008	0.076	146.1	16:38:28
18	7 J.Ferati(CHE) Porsche 911 GT3 Cup	FACH AUTO TECH(CHE)	10	1:29.376	1.013	0.005	146.1	16:22:47
19	31 S.Freytmuth(DEU) Porsche 911 GT3 Cup	TEAM HUBER RACING(AUT)	21	1:29.392	1.029	0.016	146.1	16:50:00
20	5 S.Spreng(DEU) Porsche 911 GT3 Cup	GP Elite(NLD)	20	1:29.650	1.287	0.258	145.7	16:49:29
21	4 G.Donchev(BGR) Porsche 911 GT3 Cup	ProfilDoors by Huber Racing(AUT)	15	1:30.141	1.778	0.491	144.9	16:41:28

**Test Session 4
Nürburgring**



Reg. Nr.:

Provisional

Result List

Nr.	Drivers	Team	Lap	Best Time	Gap	Diff	Kph	Day Time
Cl.	Car	Competitor						
22	33 F.Hirsiger(CHE) Porsche 911 GT3 Cup	SRS Team Sorg Rennsport(DEU)	15	1:30.213	1.850	0.072	144.8	16:39:49
23	40 J.Stiak(DEU) Porsche 911 GT3 Cup	ID Racing(DEU)	15	1:30.219	1.856	0.006	144.8	16:39:38
24	54 M.Essmann(GER) Porsche 911 GT3 Cup	CarTech Motorsport Bonk(DEU)	18	1:30.267	1.904	0.048	144.7	16:49:28
25	88 H.Felbermayr(AUT) Porsche 911 GT3 Cup	Proton Competition(DEU)	15	1:30.320	1.957	0.053	144.6	16:40:42
26	84 A.Alshehab(KUW) Porsche 911 GT3 Cup	CarTech Motorsport Bonk(DEU)	15	1:30.333	1.970	0.013	144.6	16:38:18
27	68 T.Stender(DEU) Porsche 911 GT3 Cup	HRT Performance(DEU)	24	1:30.384	2.021	0.051	144.5	16:50:45
28	44 J.Greif(DEU) Porsche 911 GT3 Cup	ProfilDoors by Huber Racing(AUT)	19	1:30.743	2.380	0.359	143.9	16:50:54
29	41 D.Stifter(ITA) Porsche 911 GT3 Cup	ID Racing(DEU)	23	1:31.155	2.792	0.412	143.3	16:49:26
30	22 M.Ferrer-Aza(CHE) Porsche 911 GT3 Cup	Scherer Sport PHX(DEU)	6	1:31.493	3.130	0.338	142.7	16:15:51
31	65 K.Pfister(DEU) Porsche 911 GT3 Cup	HRT Performance(DEU)	4	1:31.688	3.325	0.195	142.4	16:13:01
32	69 H.Harmsen(DEU) Porsche 911 GT3 Cup	HRT Performance(DEU)	9	1:32.201	3.838	0.513	141.6	16:20:32

Selected lap times cancelled due to track limits

Subject to final scrutineering!

Publication time:	Clerk of the Course: Kai Rübenhagen	Timekeeper: Steffen Ruhl
-------------------	-------------------------------------	--------------------------

**Test Session 4
Nürburgring**



Reg. Nr.:

Provisional

Class Result List

Stewards / Race Management

STEWARD	
STEWARD	
STEWARD	
RACE DIRECTOR	Luca Stegner
CLERK OF THE COURSE	Kai Rübenhagen
TECHNICAL DELEGATE	
CHIEF TIMEKEEPER	Steffen Ruhl

Weather Start/Finish

AIR	15.5°C
TRACK	22.1°C
CONDITIONS	Dry
PRESSURE	941 hPa
AIR	15.1°C
TRACK	22.1°C
CONDITIONS	Dry
PRESSURE	941 hPa

Track Information

GREEN FLAG	16:05:00
CHEQUERED FLAG	16:50:00
SAFETY CAR PHASE	0
FULL COURSE YELLOW PHASE	0
TRACK NAME	Nürburgring
TRACK LENGTH	3629m
TURN COUNT	11
FASTEST LAP:	#25. TEN - 1:28.363

STARTED: 32 CLASSIFIED: 32 NOT CLASSIFIED: 0 DISQUALIFIED: 0

Nr.	Drivers	Team	Lap	Best Time	Gap	Diff	Kph	Day Time
	Car	Competitor						

CLASS: Rookie

Started: 11 Classified: 11

Not Classified: 0

1	6	V.Andronaco(DEU) Porsche 911 GT3 Cup	Allied-Racing(DEU)	16	1:28.588			147.4	16:48:31
2	34	T.Oeverhaus(DEU) Porsche 911 GT3 Cup	CarTech Motorsport Bonk(DEU)	17	1:28.730	0.142	0.142	147.2	16:39:20
3	27	G.Cordeel(BEL) Porsche 911 GT3 Cup	GP Elite(NLD)	19	1:28.924	0.336	0.194	146.9	16:48:58
4	66	A.Smalley(GBR) Porsche 911 GT3 Cup	Proton Competition(DEU)	19	1:29.260	0.672	0.336	146.3	16:48:56
5	12	H.Jones(AUS) Porsche 911 GT3 Cup	Scherer Sport PHX(DEU)	15	1:29.371	0.783	0.111	146.1	16:38:28
6	7	J.Ferati(CHE) Porsche 911 GT3 Cup	FACH AUTO TECH(CHE)	10	1:29.376	0.788	0.005	146.1	16:22:47
7	33	F.Hirsiger(CHE) Porsche 911 GT3 Cup	SRS Team Sorg Rennsport(DEU)	15	1:30.213	1.625	0.837	144.8	16:39:49
8	40	J.Stiak(DEU) Porsche 911 GT3 Cup	ID Racing(DEU)	15	1:30.219	1.631	0.006	144.8	16:39:38
9	88	H.Felbermayr(AUT) Porsche 911 GT3 Cup	Proton Competition(DEU)	15	1:30.320	1.732	0.101	144.6	16:40:42
10	68	T.Stender(DEU) Porsche 911 GT3 Cup	HRT Performance(DEU)	24	1:30.384	1.796	0.064	144.5	16:50:45
11	41	D.Stifter(ITA) Porsche 911 GT3 Cup	ID Racing(DEU)	23	1:31.155	2.567	0.771	143.3	16:49:26

CLASS: ProAm

Started: 6 Classified: 6

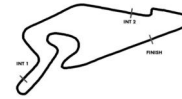
Not Classified: 0

1	5	S.Spreng(DEU) Porsche 911 GT3 Cup	GP Elite(NLD)	20	1:29.650			145.7	16:49:29
2	4	G.Donchev(BGR) Porsche 911 GT3 Cup	ProfilDoors by Huber Racing(AUT)	15	1:30.141	0.491	0.491	144.9	16:41:28
3	54	M.Essmann(GER) Porsche 911 GT3 Cup	CarTech Motorsport Bonk(DEU)	18	1:30.267	0.617	0.126	144.7	16:49:28
4	84	A.Alshehab(KUW) Porsche 911 GT3 Cup	CarTech Motorsport Bonk(DEU)	15	1:30.333	0.683	0.066	144.6	16:38:18
5	65	K.Pfister(DEU) Porsche 911 GT3 Cup	HRT Performance(DEU)	4	1:31.688	2.038	1.355	142.4	16:13:01
6	69	H.Harmsen(DEU) Porsche 911 GT3 Cup	HRT Performance(DEU)	9	1:32.201	2.551	0.513	141.6	16:20:32

Selected lap times cancelled due to track limits

Subject to final scrutineering!

Test Session 4
Nürburgring



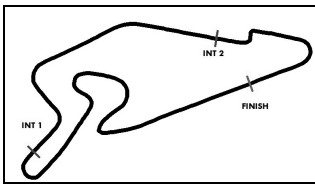
Reg. Nr.:

Provisional

Class Result List

Nr. Drivers	Team	Lap	Best Time	Gap	Diff	Kph	Day Time
Car	Competitor						

Publication time:	Clerk of the Course: Kai Rübenhagen	Timekeeper: Steffen Ruhl
-------------------	-------------------------------------	--------------------------



Porsche Carrera Cup Deutschland

Sector List Test Session 4

PORSCHE

CARRERA CUP
DEUTSCHLAND

Provisional

DMSB Reg. Nr.:

Nürburgring, Length: 3629m

Air temperature: 15.1°C

Track temperature: 22.1°C

Weather condition: Dry

03 August 2023 16:05:00

Lap	Id	Time	SE1	SP1	SE2	SP2	SE3	SP3	TSP	Lap	Id	Time	SE1	SP1	SE2	SP2	SE3	SP3	TSP
12		Jones, AUS(#1)																	theoretical besttime: 1:29.063
1	0	2:03.433	1:16.261	124	24.011	196	23.161	187	196	12	0	11:31.335	10:41.719	109	25.415	179	24.201	183	179
2	0	1:32.447	47.533	131	23.100	238	21.814	187	238	13	0	1:35.605	47.996	129	23.739	184	23.870	190	184
3	0	1:30.991	46.745	132	22.735	240	21.511	188	240	14	0	1:32.126	46.491	131	23.127	190	22.508	188	190
4	0	1:30.740	46.364	127	22.843	240	21.533	188	240	15	0	1:29.371	45.770	130	22.388	241	21.213	188	241
5	0	1:30.812	46.601	131	22.674	240	21.537	188	240	16	0	2:03.451	45.568	133	22.317	243	55.566	183	243
6	0	1:31.282	46.868	131	22.599	241	21.815	188	241	17	0	1:30.177	46.266	131	22.282	242	21.629	188	242
7	0	1:30.859	46.786	132	22.549	240	21.524	188	240	18	0	1:30.447	46.625	129	22.443	241	21.379	188	241
8	0	1:30.802	46.500	128	22.711	241	21.591	188	241	19	0	1:29.620	45.863	133	22.336	240	21.421	189	240
9	0	1:30.731	46.608	130	22.587	239	21.536	187	239	20	0	1:29.428	45.729	132	22.304	241	21.395	189	241
10	0	1:30.613	46.368	131	22.725	240	21.520	189	240	21	0	1:29.811	45.601	128	22.337	241	21.873	190	241
11	0	1:37.204	47.632	130	22.710	233	26.862		233	22	0	1:38.429	47.961	132	22.478	242	27.990		242

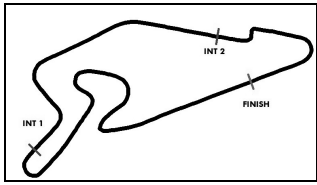
13		Tauscher, DEU(#1)																	theoretical besttime: 1:28.803
1	0	3:17.177	2:23.207	101	28.374	178	25.596	185	178	11	0	8:17.108	7:27.893	124	25.138	160	24.077	180	160
2	0	1:43.435	51.546	116	28.151	138	23.738	180	138	12	0	1:37.728	49.365	130	24.033	213	24.330	191	213
3	0	1:39.189	51.145	130	25.188	198	22.856	186	198	13	0	1:29.974	46.060	133	22.429	243	21.485	191	243
4	0	1:50.160	54.855	111	30.352	133	24.953	186	133	14	0	1:29.162	45.653	134	22.272	243	21.237	190	243
5	0	1:31.537	47.167	132	22.595	241	21.775	188	241	15	0	1:32.367	45.397	135	24.602	197	22.368	190	197
6	0	1:40.343	55.599	119	23.144	241	21.600	188	241	16	0	1:28.866	45.449	134	22.169	243	21.248	190	243
7	0	1:29.949	46.105	133	22.413	242	21.431	190	242	17	0	1:29.349	45.518	134	22.205	242	21.626	190	242
8	0	1:35.215	46.348	132	22.342	241	26.525		241	18	0	1:41.774	52.171	130	22.568	229	27.035		229
9	0	3:55.738	3:10.654	131	23.162	217	21.922	189	217	19	0	3:55.740	3:09.396	132	22.458	243	23.886	190	243
10	0	2:31.726	1:05.047	83	47.464	80	39.215		80	20	0	1:29.271	45.778	134	22.246	243	21.247	189	243

14		Schuring, NLD(#1)																	theoretical besttime: 1:28.397
1	0	1:44.492	57.397	129	24.228	219	22.867	186	219	10	0	1:28.939	45.440	133	22.242	242	21.257	190	242
2	0	1:34.624	48.193	131	24.113	211	22.318	191	211	11	0	1:46.892	50.224	133	22.417	234	34.251		234
3	0	1:32.297	46.378	132	22.479	241	23.440	190	241	12	0	10:14.970	9:27.727	127	24.534	225	22.709	186	225
4	0	1:30.079	46.133	133	22.449	242	21.497	191	242	13	0	1:34.601	49.761	130	22.966	240	21.874	190	240
5	0	1:31.662	46.301	133	22.370	242	22.991	190	242	14	0	1:29.854	46.236	132	22.389	243	21.229	191	243
6	0	1:37.120	45.953	133	22.385	241	28.782		241	15	0	1:29.215	45.773	133	22.193	242	21.249	190	242
7	0	3:39.577	2:52.417	124	24.389	220	22.771	186	220	16	0	1:28.397	45.132	134	22.145	242	21.120	190	242
8	0	1:34.840	49.070	131	23.474	228	22.296	189	228	17	0	1:35.281	45.592	136	22.244	243	27.445		243
9	0	1:29.366	45.798	134	22.166	243	21.402	190	243										

19		King, GBR(#1)																	theoretical besttime: 1:28.805
1	0	2:44.264	1:57.587	127	23.649	225	23.028	184	225	11	0	1:30.577	46.454	132	22.610	241	21.513	188	241
2	0	1:32.296	47.655	130	22.937	241	21.704	188	241	12	0	1:29.978	46.304	132	22.377	243	21.297	190	243
3	0	1:30.882	46.592	133	22.658	241	21.632	188	241	13	0	1:39.176	46.512	131	23.062	213	29.602		213
4	0	1:30.292	46.248	134	22.519	241	21.525	189	241	14	0	5:35.405	4:48.439	126	23.948	234	23.018	185	234
5	0	1:29.990	46.014	133	22.585	240	21.391	189	240	15	0	1:34.798	47.610	130	22.826	240	24.362	189	240
6	0	1:29.959	46.087	133	22.474	241	21.398	188	241	16	0	1:29.974	45.931	134	22.427	241	21.616	190	241
7	0	1:30.086	45.987	132	22.368	242	21.731	188	242	17	0	1:28.973	45.505	134	22.266	241	21.202	190	241
8	0	1:31.515	47.074	126	22.843	241	21.598	188	241	18	0	1:28.831	45.531	133	22.105	242	21.195	190	242
9	0	1:35.653	46.453	131	22.870	240	26.330		240	19	0	1:41.902	45.968	125	23.789	171	32.145		171
10	0	13:38.715	12:53.072	127	22.965	232	22.678	188	232										

22		Ferrer-Aza, CHE(#1)																	theoretical besttime: 1:31.192
1	0	3:07.170	2:18.278	124	25.466	178	23.426	189	178	9	0	8:41.969	7:56.996	128	22.862	240	22.111	188	240
2	0	1:34.213	48.185	131	23.683	219	22.345	187	219	10	0	1:32.810	47.284	131	22.937	210	22.589	188	210
3	0	1:32.212	47.271	129	22.757	241	22.184	189	241	11	0	1:31.669	46.741	132	22.498	243	22.430	187	243
4	0	1:32.003	46.602	133	22.869	242	22.532	187	242	12	0	1:40.006	47.936	131	22.961	206	29.109		206
5	0	1:33.834	47.311	131	23.195	226	23.328	188	226	13	0	7:49.230	6:58.749	121	26.220	146	24.261	173	146
6	0	1:31.493	46.583	132	22.545	241	22.365	186	241	14	0	1:37.846	50.015	128	23.808	200	24.023	190	200
7	0	1:37.671	47.250	129	22.832	230	27.589		230	15	0	1:32.170	46.698	133	22.872	240	22.600	189	240
8	0	7:07.246	6:08.143	132	25.771	128	33.332		128	16	0	1:41.502	50.653	129	22.682	241	28.167		241





Porsche Carrera Cup Deutschland

Sector List Test Session 4

Provisional

PORSCHE
CARRERA CUP
DEUTSCHLAND

Nürburgring, Length: 3629m

Air temperature: 15.1°C

Track temperature: 22.1°C

Weather condition: Dry

DMSB Reg. Nr.:

03 August 2023 16:05:00

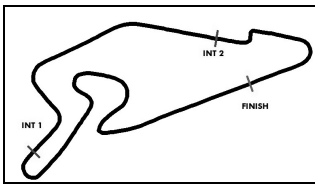
Lap Id	Time	SE1	SP1	SE2	SP2	SE3	SP3	TSP	Lap Id	Time	SE1	SP1	SE2	SP2	SE3	SP3	TSP		
54 Essmann, GER(#1)									theoretical besttime: 1:30.198										
1	0	9:08.482				9:08.482			11	0	1:30.608	46.501	132	22.596	241	21.511	188	241	
2	0	2:15.758	1:23.661	118	27.052	124	25.045	178	124	12	0	1:30.393	46.534	132	22.366	241	21.493	189	241
3	0	1:34.880	49.473	131	23.059	237	22.348	186	237	13	0	1:45.745	50.099	116	27.537	162	28.109	189	162
4	0	1:33.025	48.001	130	23.008	237	22.016	187	237	14	0	1:31.091	46.791	131	22.646	241	21.654	188	241
5	0	1:31.411	46.947	132	22.656	241	21.808	189	241	15	0	1:31.772	46.662	128	22.775	237	22.335	187	237
6	0	1:31.867	47.190	131	22.846	240	21.831	187	240	16	0	1:41.401	49.959	131	26.983	147	24.459	189	147
7	0	1:40.338	47.271	130	22.778	240	20.289		240	17	0	1:31.166	46.884	131	22.570	241	21.712	188	241
8	0	9:24.238	8:34.828	119	25.399	225	24.011	181	225	18	0	1:30.267	46.339	131	22.415	241	21.513	188	241
9	0	1:39.202	50.963	128	24.800	189	23.439	187	189	19	0	1:42.566	46.764	132	22.453	241	33.349		241
10	0	1:36.148	51.379	131	22.969	239	21.800	189	239										

65 Pfister, DEU(#1)									theoretical besttime: 1:31.527										
1	0	3:05.470	2:16.110	120	24.613	207	24.747	182	207	10	0	7:52.767	7:05.831	121	23.880	233	23.056	187	233
2	0	1:50.443	51.090	127	28.157	135	31.196	187	135	11	0	1:34.735	47.750	126	23.344	202	23.641	188	202
3	0	1:33.063	47.761	131	23.085	239	22.217	187	239	12	0	1:33.590	47.251	128	23.111	232	23.228	189	232
4	0	1:31.688	46.936	132	22.869	240	21.883	189	240	13	0	1:32.527	47.422	131	22.958	240	22.147	189	240
5	0	1:32.055	46.949	132	22.907	241	22.199	189	241	14	0	1:33.630	47.084	130	23.706	224	22.840	187	224
6	0	1:32.609	47.541	130	22.708	240	22.360	188	240	15	0	1:32.084	47.040	126	22.908	240	22.136	188	240
7	0	1:32.443	47.035	128	22.942	240	22.466	187	240	16	0	1:35.435	47.842	129	25.357	238	22.236	188	238
8	0	1:55.964	57.268	105	26.403	217	32.293		217	17	0	1:32.300	47.362	130	22.757	241	22.181	187	241
9	0	6:13.949	4:47.167	95	45.692	84	41.090		84	18	0	2:02.061	54.213	115	29.131	162	38.717		162

66 Smalley, GBR(#1)									theoretical besttime: 1:29.203										
1	0	2:55.970	2:07.843	122	24.039	212	24.088	186	212	11	0	10:18.927	9:30.178	122	24.885	218	23.864	186	218
2	0	1:35.380	48.519	128	23.471	236	23.390	187	236	12	0	1:36.853	49.570	128	23.625	225	23.658	190	225
3	0	1:30.676	46.473	132	22.642	240	21.561	189	240	13	0	1:31.874	46.802	122	23.288	239	21.784	189	239
4	0	1:30.380	46.294	130	22.535	241	21.551	189	241	14	0	1:30.244	46.015	133	22.422	241	21.807	188	241
5	0	1:33.120	46.268	130	24.742	223	22.110	188	223	15	0	1:29.806	45.805	135	22.308	241	21.693	188	241
6	0	1:30.194	46.096	129	22.408	241	21.690	187	241	16	0	1:29.434	45.663	132	22.369	242	21.402	188	242
7	0	1:42.632	46.019	131	22.391	241	34.222		241	17	0	1:39.360	45.767	132	22.513	229	31.080		229
8	0	2:59.576	2:14.824	121	22.836	240	21.916	188	240	18	0	3:47.837	3:03.778	132	22.517	241	21.542	190	241
9	0	1:30.239	46.136	132	22.441	241	21.662	188	241	19	0	1:29.260	45.626	134	22.328	242	21.306	190	242
10	0	2:14.224	58.865	98	35.798	102	39.561		102	20	0	1:29.300	45.679	134	22.271	242	21.350	191	242

68 Stender, DEU(#1)									theoretical besttime: 1:30.384										
1	0	1:28.934				1:28.934			13	0	9:43.715	8:57.883	127	23.290	236	22.542	188	236	
2	0	2:01.031	1:10.674	125	23.838	215	26.519	187	215	14	0	1:38.512	50.490	129	23.026	227	24.996	188	227
3	0	1:33.246	47.972	132	22.965	239	22.309	188	239	15	0	1:31.397	46.796	131	22.649	240	21.952	188	240
4	0	1:32.191	47.265	131	22.743	239	22.183	189	239	16	0	1:30.970	46.574	134	22.492	241	21.904	189	241
5	0	1:31.447	46.850	131	22.577	240	22.020	189	240	17	0	1:30.856	46.395	133	22.489	242	21.972	190	242
6	0	1:31.665	47.137	131	22.617	241	21.911	190	241	18	0	1:31.431	46.586	133	22.619	242	22.226	189	242
7	0	1:31.389	46.865	132	22.522	240	22.002	188	240	19	0	1:31.184	46.504	133	22.585	241	22.095	188	241
8	0	1:31.212	46.674	132	22.541	241	21.997	188	241	20	0	1:31.115	46.650	131	22.600	241	21.865	189	241
9	0	1:43.967	47.600	129	33.487	235	22.880	188	235	21	0	1:32.141	47.283	132	22.692	240	22.166	190	240
10	0	1:32.790	47.929	130	22.651	241	22.210	190	241	22	0	1:31.122	46.646	132	22.561	240	21.915	190	240
11	0	1:31.681	46.815	129	22.740	241	22.126	190	241	23	0	1:31.116	46.470	132	22.638	240	22.008	189	240
12	0	1:41.332	46.854	131	22.496	241	31.982		241	24	0	1:30.384	46.260	130	22.480	241	21.644	190	241

69 Harmsen, DEU(#1)									theoretical besttime: 1:31.900										
1	0	3:01.276	2:12.040	121	24.612	199	24.624	185	199	13	0	1:33.602	47.600	125	23.034	241	22.968	187	241
2	0	1:37.008	48.760	129	24.053	216	24.195	186	216	14	0	1:33.195	47.796	130	22.937	241	22.462	189	241
3	0	1:34.070	48.307	126	23.401	237	22.362	187	237	15	0	1:32.585	47.486	130	22.916	241	22.183	188	241
4	0	1:32.987	47.473	127	23.116	243	22.398	190	243	16	0	1:32.359	47.394	130	22.892	242	22.073	188	242
5	0	1:34.960	47.290	123	23.370	224	24.300	188	224	17	0	1:33.487	47.804	125	23.118	240	22.565	186	240
6	0	1:33.295	47.636	129	22.950	240	22.709	182	240	18	0	1:32.562	47.201	125	23.099	242	22.262	188	242
7	0	1:33.926	47.396	128	22.930	242	23.600	188	242	19	0	1:32.854	47.295	128	23.101	242	22.458	186	242
8	0	1:32.434	47.126	131	22.825	242	22.483	190	242	20	0	1:32.892	47.195	129	23.097	241	22.600	189	241
9	0	1:32.201	47.002	127	22.946	241	22.253	188	241	21	0	1:33.381	47.400	128	23.168	241	22.813	190	241
10	0	1:34.682	48.979	126	23.063	241	22.640	184	241	22	0	1:33.360	47.047	131	23.385	213	22.928	188	213
11	0	1:45.422	49.411	123	24.527	193	31.484		193	23	0	1:45.079	47.228	125	23.116	238	34.735		238



Porsche Carrera Cup Deutschland



Sector List Test Session 4

Provisional

DMSB Reg. Nr.:

Nürburgring, Length: 3629m

Air temperature: 15.1°C

Track temperature: 22.1°C

Weather condition: Dry

03 August 2023 16:05:00

Lap	Id	Time	SE1	SP1	SE2	SP2	SE3	SP3	TSP	Lap	Id	Time	SE1	SP1	SE2	SP2	SE3	SP3	TSP	
12	0	10:01.952	9:16.116	124	23.187	238	22.649	188	238											

77 Köhler, DEU(#1)										theoretical besttime: 1:28.575									
1	0	2:53.018	1:52.470	96	31.554	124	28.994	164	124	12	0	1:31.843	47.573	125	22.759	242	21.511	190	242
2	0	1:52.578	59.032	122	28.097	170	25.449	179	170	13	0	1:29.495	45.824	133	22.223	244	21.448	190	244
3	0	1:46.809	59.077	128	23.138	241	24.594	191	241	14	0	1:29.328	45.579	133	22.434	243	21.315	191	243
4	0	1:49.579	57.763	127	25.936	168	25.880	143	168	15	0	1:35.568	46.024	131	22.322	243	27.222		243
5	0	1:50.633	59.076	111	25.078	164	26.479	137	164	16	0	4:06.109	3:17.813	127	25.441	208	22.855	186	208
6	0	2:02.117	59.836	122	27.298	137	34.983		137	17	0	1:32.981	47.575	131	22.992	236	22.414	192	236
7	0	3:26.651	2:40.555	130	23.407	235	22.689	186	235	18	0	1:29.273	45.758	134	22.319	242	21.196	192	242
8	0	1:34.019	49.594	131	22.694	241	21.731	191	241	19	0	1:28.575	45.299	134	22.132	243	21.144	192	243
9	0	1:30.412	46.075	133	22.385	244	21.952	191	244	20	0	1:28.763	45.399	134	22.214	242	21.150	191	242
10	0	2:36.611	1:11.459	78	47.919	78	37.233		78	21	0	1:34.872	45.538	134	22.314	243	27.020		243
11	0	7:07.438	6:22.133	132	23.464	240	21.841	191	240										

84 Alshehab, KUW(#1)										theoretical besttime: 1:30.272									
1	0	2:24.839			2:24.839					11	0	1:44.187	48.052	130	24.462	228	31.673		228
2	0	2:13.212	1:18.772	119	28.745	161	25.695	179	161	12	0	9:40.997	8:49.727	120	26.372	215	24.898	140	215
3	0	1:43.137	49.673	129	26.021	123	27.443	188	123	13	0	1:37.595	50.710	128	23.384	234	23.501	188	234
4	0	1:34.396	48.283	130	23.462	191	22.651	190	191	14	0	1:34.270	46.783	132	23.006	242	24.481	189	242
5	0	1:32.706	47.461	131	22.754	243	22.491	190	243	15	0	1:30.333	46.251	131	22.437	243	21.645	190	243
6	0	1:31.631	47.242	131	22.606	242	21.783	190	242	16	0	1:30.411	46.299	132	22.376	243	21.736	191	243
7	0	1:34.553	48.908	131	22.749	243	22.896	190	243	17	0	1:44.803	57.195	109	23.652	238	23.956	190	238
8	0	1:31.740	46.949	132	22.681	242	22.110	190	242	18	0	1:37.779	48.211	123	22.935	242	26.633	189	242
9	0	1:31.761	47.155	132	22.696	243	21.910	190	243	19	0	2:14.117	1:18.505	123	24.385	219	31.227		219
10	0	1:32.251	47.527	131	22.648	242	22.076	190	242										

87 Levi, ISR(#1)										theoretical besttime: 1:28.993									
1	0	2:07.163	1:21.211	129	23.340	237	22.612	186	237	12	0	7:15.889	6:25.215	118	27.520	210	23.154	186	210
2	0	1:33.689	47.305	132	23.191	239	23.193	189	239	13	0	1:32.540	47.626	133	22.735	240	22.179	188	240
3	0	1:31.122	46.220	133	22.495	243	22.407	190	243	14	0	1:33.870	46.669	134	22.456	243	24.745	190	243
4	0	1:30.557	46.474	133	22.517	242	21.566	190	242	15	0	1:29.464	45.801	133	22.362	243	21.301	190	243
5	0	1:30.687	46.254	130	22.728	242	21.705	190	242	16	0	1:29.609	45.526	133	22.664	241	21.419	189	241
6	0	1:37.784	46.343	133	22.552	243	28.889		243	17	0	1:36.674	45.992	132	22.253	243	28.429		243
7	0	4:34.277	3:49.794	132	22.604	242	21.879	190	242	18	0	4:09.622	3:21.901	126	24.659	220	23.062	187	220
8	0	1:30.356	46.224	133	22.495	243	21.637	190	243	19	0	1:31.181	47.012	131	22.550	242	21.619	188	242
9	0	1:30.276	46.249	132	22.440	243	21.587	189	243	20	0	1:29.530	45.903	133	22.360	242	21.267	190	242
10	0	1:30.197	46.048	133	22.427	242	21.722	189	242	21	0	1:28.993	45.498	133	22.247	242	21.248	190	242
11	0	2:35.368	1:07.522	91	46.419	73	41.427		73										

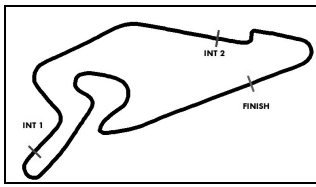
88 Felbermayr, AUT(#1)										theoretical besttime: 1:30.320									
1	0	2:53.238	2:04.255	119	24.907	203	24.076	186	203	10	0	1:37.755	47.172	130	22.706	240	27.877		240
2	0	1:34.761	49.347	129	23.131	238	22.283	186	238	11	0	10:49.933	9:58.245	87	27.749	189	23.939	183	189
3	0	1:31.957	47.409	129	22.719	240	21.829	188	240	12	0	1:37.177	49.785	128	23.123	216	24.269	190	216
4	0	1:31.467	47.211	132	22.435	241	21.821	188	241	13	0	1:31.014	46.936	130	22.482	242	21.596	190	242
5	0	1:31.054	46.841	132	22.490	241	21.723	186	241	14	0	1:30.535	46.568	131	22.386	242	21.581	188	242
6	0	1:37.144	47.152	129	22.623	240	27.369		240	15	0	1:30.320	46.505	131	22.366	242	21.449	190	242
7	0	3:21.870	2:37.609	131	22.498	241	21.763	188	241	16	0	1:40.415	56.238	126	22.648	242	21.529	188	242
8	0	1:31.437	46.933	132	22.564	242	21.940	188	242	17	0	1:38.542	47.035	125	23.045	233	28.462		233
9	0	1:32.003	47.545	133	22.642	241	21.816	187	241										

92 Rettenbacher, AUT(#1)										theoretical besttime: 1:28.968									
1	0	1:42.095	55.488	126	23.663	233	22.944	186	233	13	0	1:30.853	46.584	132	22.480	242	21.789	190	242
2	0	1:33.625	48.121	131	23.025	240	22.479	188	240	14	0	1:29.784	45.996	133	22.317	242	21.471	190	242
3	0	1:31.257	46.655	133	22.773	241	21.829	188	241	15	0	1:29.602	45.899	134	22.394	243	21.309	190	243
4	0	1:30.919	46.376	132	22.552	242	21.991	191	242	16	0	1:29.158	45.631	133	22.291	242	21.236	190	242
5	0	1:31.198	46.789	132	22.645	242	21.764	190	242	17	0	1:34.528	45.596	133	22.387	242	26.545		242
6	0	1:30.864	46.140	133	22.586	243	22.138	188	243	18	0	3:08.219	2:22.220	127	23.497	238	22.502	186	238
7	0	1:30.971	46.428	133	22.511	243	22.032	187	243	19	0	1:31.726	47.381	126	22.725	241	21.620	191	241
8	0	1:35.091	46.310	129	22.589	241	26.192		241	20	0	1:30.130	46.324	134	22.589	241	21.217	191	241
9	0	3:27.381	2:36.272	127	25.472	206	25.637	185	206	21	0	1:29.233	45.719	133	22.252	242	21.262	191	242
10	0	1:35.478	49.979	126	23.308	238	22.191	190	238	22	0	1:28.968	45.523	134	22.240	242	21.205	190	242

ver: 1.0

Page 6 / 7 printed: 3.8.2023 16:53





Porsche Carrera Cup Deutschland

Sector List Test Session 4

PORSCHE

**CARRERA CUP
DEUTSCHLAND**

Provisional

DMSB Reg. Nr.:

03 August 2023 16:05:00

Nürburgring, Length: 3629m

Air temperature: 15.1°C

Track temperature: 22.1°C

Weather condition: Dry

Lap	Id	Time	SE1	SP1	SE2	SP2	SE3	SP3	TSP	Lap	Id	Time	SE1	SP1	SE2	SP2	SE3	SP3	TSP
11	0	1:39.954	46.120	134	23.145	241	30.689		241	23	0	1:44.017	49.281	115	24.965	207	29.771		207
12	0	9:06.843	8:22.526	130	22.666	240	21.651	189	240										

98 Seyffert, DEU(#1)

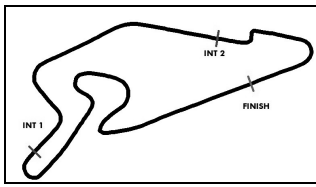
theoretical besttime: 1:29.234

1	0	2:43.442	1:55.670	123	25.091	216	22.681	185	216	12	0	6:44.868	5:59.350	129	22.988	238	22.530	183	238
2	0	1:33.689	47.654	120	23.142	238	22.893	189	238	13	0	1:33.992	49.133	113	22.902	242	21.957	190	242
3	0	1:31.836	47.208	129	22.825	240	21.803	189	240	14	0	1:30.306	46.234	132	22.498	243	21.574	189	243
4	0	1:31.896	46.757	131	22.701	240	22.438	189	240	15	0	1:34.800	46.110	133	22.324	242	26.366		242
5	0	1:30.796	46.455	133	22.632	241	21.709	188	241	16	0	3:00.562	2:12.923	116	24.452	227	23.187	179	227
6	0	1:31.075	46.617	130	22.662	241	21.796	188	241	17	0	1:34.791	49.020	103	23.779	235	21.992	186	235
7	0	1:30.772	46.562	131	22.559	241	21.651	188	241	18	0	1:31.461	47.055	129	22.746	240	21.660	191	240
8	0	1:30.929	46.534	123	22.685	242	21.710	189	242	19	0	1:34.293	50.223	133	22.535	242	21.535	190	242
9	0	1:35.883	46.413	130	22.668	241	26.802		241	20	0	1:29.565	45.840	131	22.316	243	21.409	190	243
10	0	3:56.758	3:08.062	122	23.970	222	24.726	170	222	21	0	1:29.295	45.572	132	22.310	242	21.413	188	242
11	0	2:46.723	1:17.341	86	47.042	76	42.340		76	22	0	1:29.390	45.643	131	22.395	242	21.352	190	242

99 Buus, DNK(#1)

theoretical besttime: 1:28.886

1	0	2:06.586	1:18.609	128	23.800	207	24.177	185	207	12	0	1:31.653	46.879	133	22.510	243	22.264	191	243
2	0	1:32.838	47.670	129	22.937	239	22.231	190	239	13	0	1:31.507	47.514	130	22.430	243	21.563	190	243
3	0	1:31.601	46.234	133	22.467	243	22.900	190	243	14	0	1:29.612	45.872	130	22.396	242	21.344	189	242
4	0	1:30.166	46.300	133	22.489	242	21.377	190	242	15	0	1:29.726	46.186	132	22.374	242	21.166	190	242
5	0	1:29.880	45.983	131	22.475	242	21.422	189	242	16	0	1:37.142	48.291	131	22.422	241	26.429		241
6	0	1:34.819	45.897	131	22.419	242	26.503		242	17	0	3:47.247	3:00.807	130	23.829	233	22.611	188	233
7	0	5:24.327	4:39.925	132	22.662	240	21.740	189	240	18	0	1:32.855	47.413	130	22.882	237	22.560	190	237
8	0	1:40.541	56.233	123	22.714	242	21.594	190	242	19	0	1:29.329	45.723	132	22.394	241	21.212	190	241
9	0	1:30.214	46.239	130	22.513	241	21.462	190	241	20	0	1:28.886	45.701	136	22.156	243	21.029	190	243
10	0	2:21.020	56.442	79	47.295	80	37.283		80	21	0	1:35.453	45.893	132	22.589	242	26.971		242
11	0	8:00.539	7:15.500	129	23.118	241	21.921	190	241										



Porsche Carrera Cup Deutschland

Top speed list Test Session 4

Provisional

PORSCHE

**CARRERA CUP
DEUTSCHLAND**

Nürburgring, Length: 3629m

Air temperature: 15.1°C

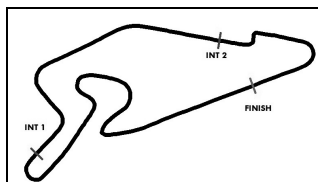
Track temperature: 22.1°C

Weather condition: Dry

DMSB Reg. Nr.:

03 August 2023 16:05:00

#	Name (NAT)	Team	Car name	Speed	Lap	Race time
31	Sebastian Freymuth (DEU)	TEAM HUBER RACING (AUT)	Porsche 911 GT3 Cup	245.45	14	32:28.285
6	Vincent Andronaco (DEU)	Allied-Racing (DEU)	Porsche 911 GT3 Cup	244.89	11	32:31.069
28	Huib van Eijndhoven (NLD)	Team GP Elite (NLD)	Porsche 911 GT3 Cup	244.34	6	12:04.089
77	Leon Köhler (DEU)	Huber Racing (DEU)	Porsche 911 GT3 Cup	244.34	9	18:23.864
27	Ghislain Cordeel (BEL)	GP Elite (NLD)	Porsche 911 GT3 Cup	244.34	12	31:00.260
8	Alexander Fach (CHE)	FACH AUTO TECH (CHE)	Porsche 911 GT3 Cup	244.34	14	32:30.774
84	Ahmad Alshehab (KUW)	CarTech Motorsport Bonk (DEU)	Porsche 911 GT3 Cup	243.79	5	9:05.799
25	Larry ten Voorde (NLD)	Team GP Elite (NLD)	Porsche 911 GT3 Cup	243.79	8	15:21.872
87	Ariel Levi (ISR)	TEAM HUBER RACING (AUT)	Porsche 911 GT3 Cup	243.79	14	31:29.030
13	Alexander Tauscher (DEU)	Huber Racing (DEU)	Porsche 911 GT3 Cup	243.79	13	32:17.794
34	Theo Oeverhaus (DEU)	CarTech Motorsport Bonk (DEU)	Porsche 911 GT3 Cup	243.79	17	33:59.054
24	Loek Hartog (NLD)	Team GP Elite (NLD)	Porsche 911 GT3 Cup	243.79	14	40:32.958
99	Bastian Buus (DNK)	Allied-Racing (DEU)	Porsche 911 GT3 Cup	243.24	3	4:48.125
69	Holger Hamsen (DEU)	HRT Performance (DEU)	Porsche 911 GT3 Cup	243.24	4	7:22.943
92	Luca Rettenbacher (AUT)	Huber Racing (DEU)	Porsche 911 GT3 Cup	243.24	6	8:57.820
41	Diego Stifter (ITA)	ID Racing (DEU)	Porsche 911 GT3 Cup	243.24	9	15:10.318
14	Morris Schuring (NLD)	FACH AUTO TECH (CHE)	Porsche 911 GT3 Cup	243.24	9	15:52.655
22	Matteo Ferrer-Aza (CHE)	Scherer Sport PHX (DEU)	Porsche 911 GT3 Cup	243.24	11	30:59.860
98	Jan Seyffert (DEU)	HP Racing Int. with Huber (DEU)	Porsche 911 GT3 Cup	243.24	14	31:11.391
19	Harry King (GBR)	Allied-Racing (DEU)	Porsche 911 GT3 Cup	243.24	12	31:12.910
33	Felix Hirsiger (CHE)	SRS Team Sorg Rennsport (DEU)	Porsche 911 GT3 Cup	243.24	13	31:25.691
12	Harri Jones (AUS)	Scherer Sport PHX (DEU)	Porsche 911 GT3 Cup	243.24	16	34:36.236
4	Georgi Donchev (BGR)	ProfilDoors by Huber Racing (AUT)	Porsche 911 GT3 Cup	242.69	4	6:04.462
7	Jasin Ferati (CHE)	FACH AUTO TECH (CHE)	Porsche 911 GT3 Cup	242.69	6	9:07.078
5	Sören Spreng (DEU)	GP Elite (NLD)	Porsche 911 GT3 Cup	242.69	6	9:40.410
44	Jonas Greif (DEU)	ProfilDoors by Huber Racing (AUT)	Porsche 911 GT3 Cup	242.69	8	12:21.302
66	Adam Smalley (GBR)	Proton Competition (DEU)	Porsche 911 GT3 Cup	242.69	20	45:03.936
88	Horst Felix Felbermayr (AUT)	Proton Competition (DEU)	Porsche 911 GT3 Cup	242.15	8	15:10.988
68	Tim Stender (DEU)	HRT Performance (DEU)	Porsche 911 GT3 Cup	242.15	17	34:44.363
40	Janne Stiak (DEU)	ID Racing (DEU)	Porsche 911 GT3 Cup	242.15	21	43:23.209
54	Michael Essmann (GER)	CarTech Motorsport Bonk (DEU)	Porsche 911 GT3 Cup	241.61	12	34:34.857
65	Kai Pfister (DEU)	HRT Performance (DEU)	Porsche 911 GT3 Cup	241.07	5	9:10.520



Porsche Carrera Cup Deutschland

Pit Stops Test Session 4

Provisional

PORSCHE

**CARRERA CUP
DEUTSCHLAND**

Nürburgring, Length: 3629m

Air temperature: 15.1°C

Track temperature: 22.1°C

Weather condition: Dry

DMSB Reg. Nr.:

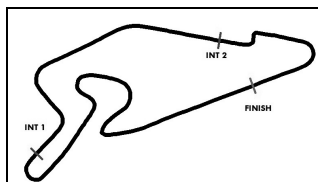
03 August 2023 16:05:00

Nr	Driver in	Day time in	Time in	Driver out	Day time out	Time out	Reason	Nett Time
12	Harri Jones	16:05:01.133	1.133	Harri Jones	16:05:25.405	25.405		24.272
99	Bastian Buus	16:05:05.496	5.496	Bastian Buus	16:05:29.361	29.361		23.865
87	Ariel Levi	16:05:08.924	8.924	Ariel Levi	16:05:33.226	33.226		24.302
31	Sebastian Freymuth	16:05:12.319	12.319	Sebastian Freymuth	16:05:35.998	35.998		23.679
5	Sören Spreng	16:05:16.242	16.242	Sören Spreng	16:05:41.983	41.983		25.741
28	Huub van Eijndhoven	16:05:19.063	19.063	Huub van Eijndhoven	16:05:44.054	44.054		24.991
77	Leon Köhler	16:05:30.165	30.165	Leon Köhler	16:06:02.769	1:02.769		
24	Loek Hartog	16:05:32.747	32.747	Loek Hartog	16:06:01.649	1:01.649		28.902
33	Felix Hirsiger	16:05:36.231	36.231	Felix Hirsiger	16:06:54.923	1:54.923		1:18.692
98	Jan Seyffert	16:05:38.857	38.857	Jan Seyffert	16:06:06.797	1:06.797		27.940
19	Harry King	16:05:42.294	42.294	Harry King	16:06:08.768	1:08.768		26.474
6	Vincent Andronaco	16:05:44.863	44.863	Vincent Andronaco	16:06:11.069	1:11.069		26.206
88	Horst Felix Felbermayr	16:05:46.612	46.612	Horst Felix Felbermayr	16:06:13.889	1:13.889		27.277
66	Adam Smalley	16:05:52.193	52.193	Adam Smalley	16:06:18.076	1:18.076		25.883
69	Holger Harmsen	16:05:54.125	54.125	Holger Harmsen	16:06:21.141	1:21.141		27.016
65	Kai Pfister	16:06:00.061	1:00.061	Kai Pfister	16:06:24.574	1:24.574		24.513
22	Matteo Ferrer-Aza	16:06:01.702	1:01.702	Matteo Ferrer-Aza	16:06:26.657	1:26.657		24.955
13	Alexander Tauscher	16:06:06.655	1:06.655	Alexander Tauscher	16:06:30.385	1:30.385		23.730
27	Ghislain Cordeel	16:06:08.586	1:08.586	Ghislain Cordeel	16:06:34.153	1:34.153		25.567
25	Larry ten Voorde	16:06:11.082	1:11.082	Larry ten Voorde	16:06:35.206	1:35.206		24.124
40	Janne Stiak	16:06:13.863	1:13.863	Janne Stiak	16:06:38.528	1:38.528		24.665
34	Theo Oeverhaus	16:06:20.329	1:20.329	Theo Oeverhaus	16:06:44.080	1:44.080		23.751
68	Tim Stender	16:06:25.042	1:25.042	Tim Stender	16:06:48.403	1:48.403		23.361
41	Diego Stifter	16:07:11.818	2:11.818	Diego Stifter	16:07:53.329	2:53.329		41.511
25	Larry ten Voorde	16:11:48.098	6:48.098	Larry ten Voorde	16:13:05.454	8:05.454		1:17.356
28	Huub van Eijndhoven	16:12:44.636	7:44.636	Huub van Eijndhoven	16:14:22.719	9:22.719		1:38.083
24	Loek Hartog	16:14:25.150	9:25.150	Loek Hartog	16:21:43.711	16:43.711		7:18.561
14	Morris Schuring	16:14:26.422	9:26.422	Morris Schuring	16:16:28.434	11:28.434		2:02.012
8	Alexander Fach	16:14:27.670	9:27.670	Alexander Fach	16:16:40.315	11:40.315		2:12.645
99	Bastian Buus	16:14:42.047	9:42.047	Bastian Buus	16:18:41.048	13:41.048		3:59.001
87	Ariel Levi	16:14:47.217	9:47.217	Ariel Levi	16:17:56.084	12:56.084		3:08.867
40	Janne Stiak	16:14:59.696	9:59.696	Janne Stiak	16:17:39.904	12:39.904		2:40.208
88	Horst Felix Felbermayr	16:15:35.747	10:35.747	Horst Felix Felbermayr	16:17:28.732	12:28.732		1:52.985
7	Jasin Ferati	16:16:03.727	11:03.727	Jasin Ferati	16:18:16.326	13:16.326		2:12.599
6	Vincent Andronaco	16:16:51.001	11:51.001	Vincent Andronaco	16:31:50.972	26:50.972		14:59.971
77	Leon Köhler	16:17:10.709	12:10.709	Leon Köhler	16:19:12.820	14:12.820		
66	Adam Smalley	16:17:14.302	12:14.302	Adam Smalley	16:18:39.803	13:39.803		1:25.501
92	Luca Rettenbacher	16:17:21.923	12:21.923	Luca Rettenbacher	16:19:08.459	14:08.459		1:46.536
22	Matteo Ferrer-Aza	16:17:24.803	12:24.803	Matteo Ferrer-Aza	16:22:51.648	17:51.648		5:26.845
31	Sebastian Freymuth	16:17:54.312	12:54.312	Sebastian Freymuth	16:20:30.906	15:30.906		2:36.594
4	Georgi Donchev	16:19:03.887	14:03.887	Georgi Donchev	16:32:05.312	27:05.312		13:01.425
44	Jonas Greif	16:19:17.080	14:17.080	Jonas Greif	16:31:57.449	26:57.449		12:40.369
65	Kai Pfister	16:19:29.966	14:29.966	Kai Pfister	16:23:21.650	18:21.650		3:51.684
5	Sören Spreng	16:19:36.746	14:36.746	Sören Spreng	16:23:35.533	18:35.533		3:58.787

ver: 1.0

Page 1 / 3 printed: 3.8.2023 16:53





Porsche Carrera Cup Deutschland

Pit Stops Test Session 4

PORSCHE

CARRERA CUP
DEUTSCHLAND

Provisional

DMSB Reg. Nr.:

03 August 2023 16:05:00

Nürburgring, Length: 3629m

Air temperature: 15.1°C

Track temperature: 22.1°C

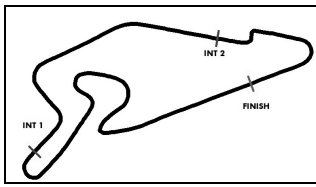
Weather condition: Dry

Nr	Driver in	Day time in	Time in	Driver out	Day time out	Time out	Reason	Nett Time
13	Alexander Tauscher	16:19:43.167	14:43.167	Alexander Tauscher	16:22:12.875	17:12.875		2:29.708
19	Harry King	16:19:51.057	14:51.057	Harry King	16:31:59.988	26:59.988		12:08.931
98	Jan Seyffert	16:19:56.072	14:56.072	Jan Seyffert	16:22:17.535	17:17.535		2:21.463
27	Ghislain Cordeel	16:20:31.257	15:31.257	Ghislain Cordeel	16:31:48.849	26:48.849		11:17.592
33	Felix Hirsiger	16:20:51.731	15:51.731	Felix Hirsiger	16:22:53.165	17:53.165		2:01.434
12	Harri Jones	16:22:16.078	17:16.078	Harri Jones	16:32:06.357	27:06.357		9:50.279
88	Horst Felix Felbermayr	16:23:38.807	18:38.807	Horst Felix Felbermayr	16:32:44.311	27:44.311		9:05.504
28	Huub van Eijndhoven	16:23:40.569	18:40.569	Huub van Eijndhoven	16:32:49.855	27:49.855		9:09.286
69	Holger Harmsen	16:23:48.275	18:48.275	Holger Harmsen	16:32:21.401	27:21.401		8:33.126
25	Larry ten Voorde	16:23:49.056	18:49.056	Larry ten Voorde	16:32:47.603	27:47.603		8:58.547
84	Ahmad Alshehab	16:23:50.112	18:50.112	Ahmad Alshehab	16:31:49.877	26:49.877		7:59.765
66	Adam Smalley	16:23:58.319	18:58.319	Adam Smalley	16:32:37.743	27:37.743		8:39.424
31	Sebastian Freymuth	16:24:02.453	19:02.453	Sebastian Freymuth	16:31:47.706	26:47.706		7:45.253
92	Luca Rettenbacher	16:24:04.796	19:04.796	Luca Rettenbacher	16:31:44.797	26:44.797		7:40.001
68	Tim Stender	16:24:06.828	19:06.828	Tim Stender	16:32:23.039	27:23.039		8:16.211
54	Michael Essmann	16:24:11.570	19:11.570	Michael Essmann	16:31:51.622	26:51.622		7:40.052
14	Morris Schuring	16:24:26.055	19:26.055	Morris Schuring	16:33:02.819	28:02.819		8:36.764
7	Jasin Ferati	16:24:28.286	19:28.286	Jasin Ferati	16:32:45.679	27:45.679		8:17.393
22	Matteo Ferrer-Aza	16:24:31.914	19:31.914	Matteo Ferrer-Aza	16:31:46.630	26:46.630		7:14.716
8	Alexander Fach	16:24:33.744	19:33.744	Alexander Fach	16:33:05.285	28:05.285		8:31.541
33	Felix Hirsiger	16:24:35.202	19:35.202	Felix Hirsiger	16:32:08.004	27:08.004		7:32.802
99	Bastian Buus	16:25:38.100	20:38.100	Bastian Buus	16:32:09.166	27:09.166		6:31.066
65	Kai Pfister	16:25:43.913	20:43.913	Kai Pfister	16:32:04.179	27:04.179		6:20.266
34	Theo Oeverhaus	16:25:51.622	20:51.622	Theo Oeverhaus	16:33:07.371	28:07.371		7:15.749
24	Loek Hartog	16:25:53.993	20:53.993	Loek Hartog	16:31:51.699	26:51.699		5:57.706
5	Sören Spreng	16:26:02.284	21:02.284	Sören Spreng	16:31:52.915	26:52.915		5:50.631
13	Alexander Tauscher	16:26:10.627	21:10.627	Alexander Tauscher	16:32:48.731	27:48.731		6:38.104
77	Leon Köhler	16:26:18.595	21:18.595	Leon Köhler	16:32:05.783	27:05.783		
41	Diego Stifter	16:26:21.275	21:21.275	Diego Stifter	16:32:18.648	27:18.648		5:57.373
40	Janne Stiak	16:26:24.984	21:24.984	Janne Stiak	16:32:00.980	27:00.980		5:35.996
87	Ariel Levi	16:26:27.442	21:27.442	Ariel Levi	16:32:02.426	27:02.426		5:34.984
98	Jan Seyffert	16:26:38.992	21:38.992	Jan Seyffert	16:31:56.148	26:56.148		5:17.156
24	Loek Hartog	16:36:46.009	31:46.009	Loek Hartog	16:39:40.532	34:40.532		2:54.523
6	Vincent Andronaco	16:37:54.162	32:54.162	Vincent Andronaco	16:40:45.024	35:45.024		2:50.862
22	Matteo Ferrer-Aza	16:37:58.374	32:58.374	Matteo Ferrer-Aza	16:44:06.904	39:06.904		6:08.530
5	Sören Spreng	16:38:01.863	33:01.863	Sören Spreng	16:40:11.657	35:11.657		2:09.794
98	Jan Seyffert	16:38:03.585	33:03.585	Jan Seyffert	16:39:27.057	34:27.057		1:23.472
19	Harry King	16:38:09.543	33:09.543	Harry King	16:42:10.767	37:10.767		4:01.224
44	Jonas Greif	16:38:42.051	33:42.051	Jonas Greif	16:41:42.486	36:42.486		3:00.435
27	Ghislain Cordeel	16:39:24.901	34:24.901	Ghislain Cordeel	16:41:07.365	36:07.365		1:42.464
77	Leon Köhler	16:39:32.273	34:32.273	Leon Köhler	16:42:08.426	37:08.426		
92	Luca Rettenbacher	16:40:45.762	35:45.762	Luca Rettenbacher	16:42:22.665	37:22.665		1:36.903
31	Sebastian Freymuth	16:40:53.096	35:53.096	Sebastian Freymuth	16:42:23.257	37:23.257		1:30.161
99	Bastian Buus	16:41:18.331	36:18.331	Bastian Buus	16:43:27.673	38:27.673		2:09.342

ver: 1.0

Page 2/ 3 printed: 3.8.2023 16:53





Porsche Carrera Cup Deutschland

Pit Stops Test Session 4

Provisional

PORSCHE

**CARRERA CUP
DEUTSCHLAND**

Nürburgring, Length: 3629m

Air temperature: 15.1°C

Track temperature: 22.1°C

Weather condition: Dry

DMSB Reg. Nr.:

03 August 2023 16:05:00

Nr	Driver in	Day time in	Time in	Driver out	Day time out	Time out	Reason	Nett Time
87	Ariel Levi	16:41:25.678	36:25.678	Ariel Levi	16:43:51.957	38:51.957		2:26.279
25	Larry ten Voorde	16:42:03.909	37:03.909	Larry ten Voorde	16:44:28.385	39:28.385		2:24.476
14	Morris Schuring	16:42:18.360	37:18.360	Morris Schuring	16:42:21.129	37:21.129		
14	Morris Schuring	16:42:22.206	37:22.206					
33	Felix Hirsiger	16:42:59.558	37:59.558	Felix Hirsiger	16:45:53.419	40:53.419		2:53.861
66	Adam Smalley	16:43:34.911	38:34.911	Adam Smalley	16:45:55.134	40:55.134		2:20.223
8	Alexander Fach	16:43:50.185	38:50.185	Alexander Fach	16:43:52.931	38:52.931		
34	Theo Oeverhaus	16:43:51.157	38:51.157					
8	Alexander Fach	16:43:54.018	38:54.018					
88	Horst Felix Felbermayr	16:43:56.748	38:56.748					
4	Georgi Donchev	16:44:33.028	39:33.028	Georgi Donchev	16:46:39.459	41:39.459		2:06.431
28	Huub van Eijndhoven	16:45:05.850	40:05.850	Huub van Eijndhoven	16:45:08.600	40:08.600		
28	Huub van Eijndhoven	16:45:09.674	40:09.674					
13	Alexander Tauscher	16:45:16.952	40:16.952	Alexander Tauscher	16:47:45.704	42:45.704		2:28.752
84	Ahmad Alshehab	16:45:20.894	40:20.894					
65	Kai Pfister	16:46:32.981	41:32.981					
33	Felix Hirsiger	16:47:37.661	42:37.661	Felix Hirsiger	16:48:03.906	43:03.906		26.245
7	Jasin Ferati	16:49:34.823	44:34.823					
12	Harri Jones	16:49:35.832	44:35.832					
33	Felix Hirsiger	16:49:59.307	44:59.307					
22	Matteo Ferrer-Aza	16:50:39.264	45:39.264					
69	Holger Harmsen	16:51:05.492	46:05.492					
54	Michael Essmann	16:51:06.173	46:06.173					
5	Sören Spreng	16:51:07.977	46:07.977					
99	Bastian Buus	16:51:12.115	46:12.115					
77	Leon Köhler	16:51:12.822	46:12.822					
4	Georgi Donchev	16:51:15.763	46:15.763					
19	Harry King	16:51:29.460	46:29.460					
92	Luca Rettenbacher	16:51:37.902	46:37.902					
31	Sebastian Freymuth	16:51:39.193	46:39.193					