

Provisional

Result List

Stewards / Race Management

STEWARD	Andreas Witkowski
STEWARD	Andreas Dinzinger
STEWARD	Claus Uebach
RACE DIRECTOR	Luca Stegner
CLERK OF THE COURSE	Kai Rübenhagen
TECHNICAL DELEGATE	Patricia Wagner
CHIEF TIMEKEEPER	Steffen Ruhl

Weather Start/Finish

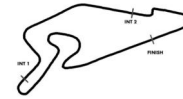
AIR	13.3°C
TRACK	13.4°C
CONDITIONS	Dry
PRESSURE	940 hPa
AIR	13.3°C
TRACK	13.7°C
CONDITIONS	Wet
PRESSURE	940 hPa

Track Information

GREEN FLAG	09:40:00
CHEQUERED FLAG	10:39:32
SAFETY CAR PHASE	0
FULL COURSE YELLOW PHASE	0
TRACK NAME	Nürburgring
TRACK LENGTH	3629m
TURN COUNT	11
FASTEST LAP:	#25. LTV - 1:29.100

STARTED: 32 CLASSIFIED: 32 NOT CLASSIFIED: 0 DISQUALIFIED: 0

Nr.	Drivers	Team	Lap	Best Time	Gap	Diff	Kph	Day Time
Cl.	Car	Competitor						
1	25 L.ten Voorde(NLD) Porsche 911 GT3 Cup	Team GP Elite(NLD)	12	1:29.100			146.6	10:07:41
2	34 T.Oeverhaus(DEU) Rookie Porsche 911 GT3 Cup	CarTech Motorsport Bonk(DEU)	8	1:29.281	0.181	0.181	146.3	9:54:01
3	14 M.Schuring(NLD) Porsche 911 GT3 Cup	FACH AUTO TECH(CHE)	12	1:29.321	0.221	0.040	146.2	10:01:20
4	24 L.Hartog(NLD) Porsche 911 GT3 Cup	Team GP Elite(NLD)	17	1:29.323	0.223	0.002	146.2	10:14:25
5	6 V.Andronaco(DEU) Rookie Porsche 911 GT3 Cup	Allied-Racing(DEU)	16	1:29.476	0.376	0.153	146.0	10:12:27
6	13 A.Tauscher(DEU) Porsche 911 GT3 Cup	Huber Racing (AUT)(AUT)	10	1:29.485	0.385	0.009	145.9	10:00:52
7	28 H.van Eijndhoven(NLD) Porsche 911 GT3 Cup	Team GP Elite(NLD)	7	1:29.495	0.395	0.010	145.9	9:52:57
8	87 A.Levi(ISR) Porsche 911 GT3 Cup	TEAM HUBER RACING(AUT)	6	1:29.544	0.444	0.049	145.8	9:49:48
9	19 H.King(GBR) Porsche 911 GT3 Cup	Allied-Racing(DEU)	12	1:29.591	0.491	0.047	145.8	10:13:43
10	8 A.Fach(CHE) Porsche 911 GT3 Cup	FACH AUTO TECH(CHE)	17	1:29.638	0.538	0.047	145.7	10:12:48
11	92 L.Rettenbacher(AUT) Porsche 911 GT3 Cup	Huber Racing (AUT)(AUT)	12	1:29.722	0.622	0.084	145.6	10:02:14
12	77 L.Köhler(DEU) Porsche 911 GT3 Cup	Huber Racing (AUT)(AUT)	15	1:29.732	0.632	0.010	145.5	10:12:13
13	12 H.Jones(AUS) Rookie Porsche 911 GT3 Cup	Scherer Sport PHX(DEU)	18	1:29.812	0.712	0.080	145.4	10:11:58
14	33 F.Hirsiger(CHE) Rookie Porsche 911 GT3 Cup	SRS Team Sorg Rennsport(DEU) SRS Team Sorg Rennsport	13	1:29.918	0.818	0.106	145.2	10:03:29
15	66 A.Smallley(GBR) Rookie Porsche 911 GT3 Cup	Proton Competition(DEU)	14	1:29.969	0.869	0.051	145.2	10:07:12
16	5 S.Spreng(DEU) ProAm Porsche 911 GT3 Cup	GP Elite(NLD)	8	1:30.032	0.932	0.063	145.1	9:53:18
17	27 G.Cordeel(BEL) Rookie Porsche 911 GT3 Cup	GP Elite(NLD)	6	1:30.091	0.991	0.059	145.0	9:49:51
18	31 S.Freymuth(DEU) Porsche 911 GT3 Cup	TEAM HUBER RACING(AUT)	6	1:30.092	0.992	0.001	145.0	9:50:05
19	40 J.Stiak(DEU) Rookie Porsche 911 GT3 Cup	ID Racing(DEU)	18	1:30.177	1.077	0.085	144.8	10:15:25
20	99 B.Buus(DNK) Porsche 911 GT3 Cup	Allied-Racing(DEU)	12	1:30.211	1.111	0.034	144.8	10:08:52
21	98 J.Seyffert(DEU) Porsche 911 GT3 Cup	HP Racing Int. with Huber(DEU)	15	1:30.325	1.225	0.114	144.6	10:10:37



Provisional

Result List

Nr.	Drivers	Team	Lap	Best Time	Gap	Diff	Kph	Day Time
Cl.	Car	Competitor						
22	84 A.Alshehab(KUW) ProAm Porsche 911 GT3 Cup	CarTech Motorsport Bonk(DEU)	11	1:30.349	1.249	0.024	144.5	10:01:32
23	22 M.Ferrer-Aza(CHE) Porsche 911 GT3 Cup	Scherer Sport PHX(DEU)	6	1:30.531	1.431	0.182	144.3	9:50:12
24	44 J.Greif(DEU) Porsche 911 GT3 Cup	ProfilDoors by Huber Racing(AUT)	18	1:30.588	1.488	0.057	144.2	10:20:51
25	41 D.Stifter(ITA) Rookie Porsche 911 GT3 Cup	ID Racing(DEU) ID Racing	18	1:30.594	1.494	0.006	144.2	10:13:18
26	54 M.Essmann(GER) ProAm Porsche 911 GT3 Cup	CarTech Motorsport Bonk(DEU)	8	1:30.687	1.587	0.093	144.0	9:53:46
27	7 J.Ferati(CHE) Rookie Porsche 911 GT3 Cup	FACH AUTO TECH(CHE)	15	1:30.706	1.606	0.019	144.0	10:11:27
28	88 H.Felbermayr(AUT) Rookie Porsche 911 GT3 Cup	Proton Competition(DEU)	15	1:30.805	1.705	0.099	143.8	10:09:39
29	4 G.Donchev(BGR) ProAm Porsche 911 GT3 Cup	ProfilDoors by Huber Racing(AUT)	19	1:30.848	1.748	0.043	143.8	10:15:35
30	68 T.Stender(DEU) Rookie Porsche 911 GT3 Cup	HRT Performance(DEU)	10	1:31.323	2.223	0.475	143.0	9:56:39
31	69 H.Harmsen(DEU) ProAm Porsche 911 GT3 Cup	HRT Performance(DEU)	19	1:33.252	4.152	1.929	140.0	10:17:42
32	65 K.Pfister(DEU) ProAm Porsche 911 GT3 Cup	HRT Performance(DEU) HRT Performance	19	1:33.777	4.677	0.525	139.3	10:33:19

Selected lap times cancelled due to track limits

Subject to final scrutineering!

Publication time:	Clerk of the Course: Kai Rübenhagen	Timekeeper: Steffen Ruhl
-------------------	-------------------------------------	------------------------------



Provisional

Class Result List

Stewards / Race Management

STEWARD	Andreas Witkowski
STEWARD	Andreas Dinzinger
STEWARD	Claus Uebach
RACE DIRECTOR	Luca Stegner
CLERK OF THE COURSE	Kai Rübenhagen
TECHNICAL DELEGATE	Patricia Wagner
CHIEF TIMEKEEPER	Steffen Ruhl

Weather Start/Finish

AIR	13.3°C
TRACK	13.4°C
CONDITIONS	Dry
PRESSURE	940 hPa
AIR	13.3°C
TRACK	13.7°C
CONDITIONS	Wet
PRESSURE	940 hPa

Track Information

GREEN FLAG	09:40:00
CHEQUERED FLAG	10:39:32
SAFETY CAR PHASE	0
FULL COURSE YELLOW PHASE	0
TRACK NAME	Nürburgring
TRACK LENGTH	3629m
TURN COUNT	11
FASTEST LAP:	#25. LTV - 1:29.100

STARTED: 32 CLASSIFIED: 32 NOT CLASSIFIED: 0 DISQUALIFIED: 0

Nr.	Drivers	Team	Lap	Best Time	Gap	Diff	Kph	Day Time
	Car	Competitor						

CLASS: Rookie

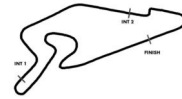
Started: 11	Classified: 11	Not Classified: 0						
1	34 T.Oeverhaus(DEU) Porsche 911 GT3 Cup	CarTech Motorsport Bonk(DEU)	8	1:29.281			146.3	9:54:01
2	6 V.Andronaco(DEU) Porsche 911 GT3 Cup	Allied-Racing(DEU)	16	1:29.476	0.195	0.195	146.0	10:12:27
3	12 H.Jones(AUS) Porsche 911 GT3 Cup	Scherer Sport PHX(DEU)	18	1:29.812	0.531	0.336	145.4	10:11:58
4	33 F.Hirsiger(CHE) Porsche 911 GT3 Cup	SRS Team Sorg Rennsport(DEU) SRS Team Sorg Rennsport	13	1:29.918	0.637	0.106	145.2	10:03:29
5	66 A.Smalley(GBR) Porsche 911 GT3 Cup	Proton Competition(DEU)	14	1:29.969	0.688	0.051	145.2	10:07:12
6	27 G.Cordeel(BEL) Porsche 911 GT3 Cup	GP Elite(NLD)	6	1:30.091	0.810	0.122	145.0	9:49:51
7	40 J.Stiak(DEU) Porsche 911 GT3 Cup	ID Racing(DEU)	18	1:30.177	0.896	0.086	144.8	10:15:25
8	41 D.Stifter(ITA) Porsche 911 GT3 Cup	ID Racing(DEU) ID Racing	18	1:30.594	1.313	0.417	144.2	10:13:18
9	7 J.Ferati(CHE) Porsche 911 GT3 Cup	FACH AUTO TECH(CHE)	15	1:30.706	1.425	0.112	144.0	10:11:27
10	88 H.Felbermayr(AUT) Porsche 911 GT3 Cup	Proton Competition(DEU)	15	1:30.805	1.524	0.099	143.8	10:09:39
11	68 T.Stender(DEU) Porsche 911 GT3 Cup	HRT Performance(DEU)	10	1:31.323	2.042	0.518	143.0	9:56:39

CLASS: ProAm

Started: 6	Classified: 6	Not Classified: 0						
1	5 S.Spreng(DEU) Porsche 911 GT3 Cup	GP Elite(NLD)	8	1:30.032			145.1	9:53:18
2	84 A.Alshehab(KUW) Porsche 911 GT3 Cup	CarTech Motorsport Bonk(DEU)	11	1:30.349	0.317	0.317	144.5	10:01:32
3	54 M.Essmann(GER) Porsche 911 GT3 Cup	CarTech Motorsport Bonk(DEU)	8	1:30.687	0.655	0.338	144.0	9:53:46
4	4 G.Donchev(BGR) Porsche 911 GT3 Cup	ProfilDoors by Huber Racing(AUT)	19	1:30.848	0.816	0.161	143.8	10:15:35
5	69 H.Harmsen(DEU) Porsche 911 GT3 Cup	HRT Performance(DEU)	19	1:33.252	3.220	2.404	140.0	10:17:42
6	65 K.Pfister(DEU) Porsche 911 GT3 Cup	HRT Performance(DEU) HRT Performance	19	1:33.777	3.745	0.525	139.3	10:33:19

Selected lap times cancelled due to track limits

Subject to final scrutineering!



Provisional

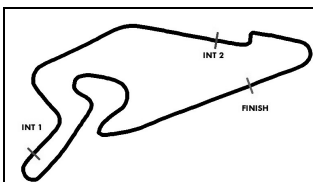
Class Result List

Nr. Drivers	Team	Lap	Best Time	Gap	Diff	Kph	Day Time
Car	Competitor						

Publication time:

Clerk of the Course: Kai Rübenhagen

Timekeeper: Steffen Ruhl



Porsche Carrera Cup Deutschland

Sector List Free Practice

Provisional

Nürburgring, Length: 3629m

Air temperature: 13.29°C

Track temperature: 13.7°C

Weather condition: Wet

DMSB Reg. Nr.: R-14006/23

04 August 2023 09:40:00

Lap	Id	Time	SE1	SP1	SE2	SP2	SE3	SP3	TSP	Lap	Id	Time	SE1	SP1	SE2	SP2	SE3	SP3	TSP
4 Donchev, BGR(#1)										theoretical besttime: 1:30.516									
1	0	2:38.672	1:43.189	110	27.695	148	27.788	181	148	13	0	1:32.853	48.389	130	22.740	239	21.724	190	239
2	0	1:38.949	51.323	130	24.307	215	23.319	187	215	14	0	1:31.275	46.772	133	22.800	240	21.703	191	240
3	0	1:33.029	47.885	132	22.920	238	22.224	188	238	15	0	1:31.137	46.644	132	22.671	239	21.822	190	239
4	0	1:32.846	47.335	127	23.089	236	22.422	188	236	16	0	1:37.504	46.799	133	22.780	238	27.925	238	238
5	0	1:31.016	46.552	132	22.676	239	21.788	190	239	17	0	4:06.311	3:21.953	132	22.774	239	21.584	191	239
6	0	1:30.957	46.553	133	22.656	238	21.748	190	238	18	0	1:31.326	46.574	132	23.013	237	21.739	191	237
7	0	1:30.879	46.491	128	22.780	238	21.608	189	238	19	0	1:30.848	46.559	133	22.676	239	21.613	190	239
8	0	1:38.394	46.564	132	22.586	238	29.244		238	20	0	1:40.551	46.346	133	23.306	238	30.899		238
9	0	4:05.190	3:20.118	127	23.221	239	21.851	191	239	21	0	3:09.893	2:21.193	119	24.821	213	23.879	187	213
10	0	1:31.264	46.758	132	22.898	237	21.608	191	237	22	0	1:34.020	48.505	131	23.296	235	22.219	190	235
11	0	1:31.110	46.536	132	22.793	238	21.781	190	238	23	0	1:47.503	52.332	132	23.178	234	31.993		234
12	0	1:31.660	47.152	130	22.763	238	21.745	190	238										

5 Spreng, DEU(#1)										theoretical besttime: 1:29.892									
1	0	2:26.401	1:32.056	113	29.706	157	24.639	185	157	7	0	1:30.722	45.991	132	23.164	239	21.567	191	239
2	0	1:36.739	49.886	128	23.658	220	23.195	189	220	8	0	1:30.032	45.897	131	22.708	239	21.427	191	239
3	0	1:31.966	47.301	130	23.052	238	21.613	190	238	9	0	1:41.317	48.521	126	23.271	232	29.525		232
4	0	1:37.709	52.742	133	22.913	238	22.054	189	238	10	0	8:04.375	7:08.129	123	25.093	213	31.153		213
5	0	1:34.074	49.704	132	22.738	238	21.632	191	238	11	0	2:33.688	1:36.864	121	25.490	210	31.334		210
6	0	1:30.603	46.421	130	22.568	239	21.614	189	239										

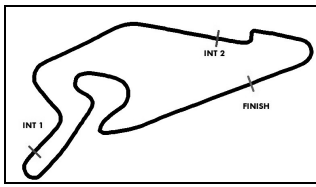
6 Andronaco, DEU(#1)										theoretical besttime: 1:29.324									
1	0	1:59.450	1:08.908	112	26.018	203	24.524	186	203	12	0	1:29.718	45.781	132	22.578	240	21.359	190	240
2	0	1:36.455	49.494	129	23.873	229	23.088	187	229	13	0	1:29.622	45.965	127	22.505	240	21.152	191	240
3	0	1:38.047	48.489	130	23.247	236	26.311	191	236	14	0	1:30.122	46.078	131	22.663	240	21.381	192	240
4	0	1:30.856	46.705	132	22.680	240	21.471	191	240	15	0	1:29.866	45.901	133	22.519	241	21.446	192	241
5	0	1:30.434	46.310	132	22.695	241	21.429	192	241	16	0	1:29.476	45.719	132	22.490	241	21.267	192	241
6	0	1:30.082	46.212	130	22.585	241	21.285	192	241	17	0	1:39.316	49.500	130	22.787	236	27.029		236
7	0	1:29.766	45.901	131	22.453	242	21.412	191	242	18	0	18:35.505	17:45.990	124	24.018	216	25.497	148	216
8	0	1:29.936	45.928	132	22.556	241	21.452	191	241	19	0	1:34.759	48.825	131	23.126	237	22.808	182	237
9	0	1:29.748	45.871	131	22.561	241	21.316	192	241	20	0	1:32.908	47.316	130	23.302	236	22.290	192	236
10	0	1:36.719	46.174	132	22.621	240	27.924		240	21									
11	0	9:06.807	8:22.693	130	22.672	238	21.442	190	238										

7 Ferati, CHE(#1)										theoretical besttime: 1:30.631									
1	0	2:10.212	1:20.029	121	25.962	200	24.221	186	200	13	0	5:18.506	4:33.886	131	22.816	238	21.804	191	238
2	0	1:37.216	49.208	129	23.668	187	24.340	188	187	14	0	1:32.480	47.865	130	22.832	239	21.783	190	239
3	0	1:33.450	48.108	129	23.148	236	22.194	188	236	15	0	1:30.706	46.368	132	22.728	240	21.610	190	240
4	0	1:31.968	46.970	128	23.095	238	21.903	190	238	16	0	2:03.705	1:13.466	110	23.788	238	26.451		238
5	0	1:41.901	51.800	129	23.102	237	26.999		237	17	0	5:38.172	4:48.822	124	25.873	223	23.477	189	223
6	0	5:14.996	4:30.177	130	22.944	237	21.875	188	237	18	0	1:34.503	48.474	128	23.341	236	22.688	191	236
7	0	1:31.589	47.012	129	22.851	238	21.726	190	238	19	0	1:36.909	46.974	129	24.853	148	25.082	190	148
8	0	1:31.264	46.671	130	22.799	239	21.794	190	239	20	0	1:52.419	49.799	126	25.955	164	36.665		164
9	0	1:30.962	46.443	131	22.706	240	21.813	190	240	21	0	8:03.529	7:17.770	129	23.047	236	22.712	189	236
10	0	1:30.800	46.484	130	22.653	238	21.663	190	238	22	0	1:41.454	55.524	120	23.499	232	22.431	191	232
11	0	1:32.378	46.568	130	23.314	178	22.496	189	178	23	0	1:31.569	46.949	130	22.703	239	21.917	191	239
12	0	1:38.308	46.625	131	22.678	239	29.005		239	24	0	1:55.081	46.955	130	28.016	97	40.110		97

8 Fach, CHE(#1)										theoretical besttime: 1:29.512									
1	0	2:03.761	1:13.301	117	25.925	165	24.535	188	165	13	0	1:30.058	46.066	133	22.442	241	21.550	193	241
2	0	1:36.762	49.578	130	23.295	228	23.889	190	228	14	0	1:29.720	45.924	133	22.415	242	21.381	193	242
3	0	1:31.919	47.142	130	22.946	239	21.831	191	239	15	0	1:35.808	45.905	132	22.517	241	27.386		241
4	0	1:30.527	46.452	131	22.581	241	21.494	191	241	16	0	4:59.107	4:15.037	130	22.505	241	21.565	192	241
5	0	1:29.998	46.127	133	22.484	241	21.387	192	241	17	0	1:29.638	45.716	133	22.483	242	21.439	192	242
6	0	1:29.905	46.063	131	22.440	241	21.402	191	241	18	0	1:31.012	46.306	132	22.603	240	22.103	192	240
7	0	1:29.741	45.830	132	22.421	242	21.490	191	242	19	0	1:34.754	46.002	133	22.505	240	26.247		240
8	0	1:35.299	46.032	131	22.502	241	26.765		241	20	0	17:30.420	16:44.510	131	23.086	237	22.824	190	237
9	0	4:25.863	3:41.187	130	23.035	239	21.641	192	239	21	0	1:34.927	49.226	133	23.170	232	22.531	191	232
10	0	1:30.000	46.046	131	22.520	241	21.434	192	241	22	0	1:32.163	46.984	134	22.830	238	22.349	163	238
11	0	1:30.221	45.886	133	22.432	242	21.903	192	242	23	0	2:37.391	1:11.835	79	47.830	78	37.726		78
12	0	1:30.017	46.116	132	22.443	241	21.458	190	241										

ver: 1.0

Page 1 / 7 printed: 4.8.2023 10:41



Porsche Carrera Cup Deutschland

PORSCHE

CARRERA CUP
DEUTSCHLAND

Sector List Free Practice

Provisional

DMSB Reg. Nr.: R-14006/23

Nürburgring, Length: 3629m

Air temperature: 13.29°C

Track temperature: 13.7°C

Weather condition: Wet

04 August 2023 09:40:00

Lap Id	Time	SE1	SP1	SE2	SP2	SE3	SP3	TSP	Lap Id	Time	SE1	SP1	SE2	SP2	SE3	SP3	TSP
--------	------	-----	-----	-----	-----	-----	-----	-----	--------	------	-----	-----	-----	-----	-----	-----	-----

12 Jones, AUS(#1)

theoretical besttime: 1:29.782

1 0	2:05.779	1:15.802	118	25.406	181	24.571	186	181	15 0	1:30.377	45.982	133	22.659	241	21.736	191	241
2 0	1:37.263	49.748	127	24.616	207	22.899	189	207	16 0	1:30.092	46.179	131	22.524	240	21.389	192	240
3 0	1:35.767	50.815	131	23.111	238	21.841	190	238	17 0	1:29.818	45.993	130	22.465	240	21.360	191	240
4 0	1:30.653	46.561	131	22.629	239	21.463	191	239	18 0	1:29.812	46.012	132	22.457	242	21.343	191	242
5 0	1:30.422	46.118	132	22.533	240	21.771	191	240	19 0	1:35.109	46.382	132	22.592	240	26.135		240
6 0	1:30.392	46.471	131	22.569	241	21.352	191	241	20 0	5:40.813	4:53.945	127	23.917	238	22.951	190	238
7 0	1:30.111	46.204	130	22.551	239	21.356	191	239	21 0	1:32.790	47.760	134	22.917	238	22.113	191	238
8 0	1:30.503	46.483	132	22.540	240	21.480	191	240	22 0	1:31.463	46.393	133	22.633	240	22.437	187	240
9 0	1:50.276	1:00.830	130	22.618	240	26.828		240	23 0	1:52.945	53.112	126	25.177	201	34.656		201
10 0	5:14.517	4:30.317	130	22.735	240	21.465	191	240	24 0	4:38.883	3:45.309	128	23.459	235	30.115		235
11 0	1:30.115	46.177	131	22.511	240	21.427	191	240	25 0	2:12.031	1:18.877	127	23.333	236	29.821		236
12 0	1:31.088	47.093	133	22.488	239	21.507	192	239	26 0	2:09.571	1:16.582	127	23.454	230	29.535		230
13 0	1:30.209	46.038	131	22.604	240	21.567	191	240	27 0	3:23.759	2:37.928	130	22.912	240	22.919	161	240
14 0	1:30.336	46.344	132	22.605	240	21.387	192	240	28 0	2:43.939	1:17.402	80	47.412	79	39.125		79

13 Tauscher, DEU(#1)

theoretical besttime: 1:29.435

1 0	2:13.658	1:22.250	115	27.272	191	24.136	180	191	11 0	1:29.644	45.883	133	22.441	239	21.320	192	239
2 0	1:47.834	48.675	132	25.215	190	33.944		190	12 0	1:29.504	45.904	132	22.372	240	21.228	192	240
3 0	2:06.729	1:22.267	132	22.771	239	21.691	190	239	13 0	1:34.625	45.920	131	22.477	241	26.228		241
4 0	1:30.987	46.972	132	22.697	239	21.318	192	239	14 0	4:21.234	3:37.193	130	22.501	240	21.540	191	240
5 0	1:30.775	46.765	133	22.619	238	21.391	191	238	15 0	1:30.704	46.039	132	22.580	240	22.082	192	240
6 0	1:29.980	46.017	133	22.595	239	21.368	191	239	15 0	1:34.741	45.941	133	22.528	240	26.272		240
7 0	1:29.845	45.944	133	22.454	241	21.450	191	241	16 0	6:02.134	5:13.064	126	24.998	203	24.072	183	203
7 0	1:36.166	46.180	133	23.101	240	26.885		240	17 0	1:38.581	48.502	131	24.390	120	25.689	192	120
8 0	4:06.637	3:22.470	131	22.645	238	21.522	192	238	18 0	1:36.635	46.518	133	26.796	190	23.321	192	190
9 0	1:29.831	45.976	129	22.582	238	21.273	192	238	19 0	1:45.950	49.631	132	22.624	239	33.695		239
10 0	1:29.485	45.835	133	22.380	240	21.270	191	240									

14 Schuring, NLD(#1)

theoretical besttime: 1:29.124

1 0	2:03.009	1:12.058	119	26.847	166	24.104	187	166	12 0	1:29.321	45.670	133	22.321	240	21.330	192	240
2 0	1:36.530	49.575	130	23.220	232	23.735	191	232	13 0	1:31.438	46.112	133	22.831	219	22.495	193	219
3 0	1:31.674	47.180	130	22.762	240	21.732	191	240	14 0	1:35.119	45.939	133	22.395	242	26.785		242
4 0	1:29.943	46.249	133	22.417	241	21.277	191	241	15 0	3:18.387	2:32.614	132	22.505	241	23.268	192	241
5 0	1:30.672	46.640	132	22.596	240	21.436	192	240	16 0	1:29.831	45.875	133	22.462	242	21.494	192	242
6 0	1:29.535	45.832	133	22.426	241	21.277	192	241	17 0	1:31.049	45.745	132	22.468	242	22.836	194	242
7 0	1:29.379	45.533	133	22.412	242	21.434	191	242	18 0	1:29.692	45.750	132	22.455	242	21.487	191	242
8 0	1:34.324	45.821	134	22.394	242	26.109		242	19 0	1:29.850	45.982	131	22.461	241	21.407	193	241
9 0	4:06.256	3:19.561	133	24.024	176	22.671	191	176	20 0	1:29.652	46.004	132	22.378	242	21.270	193	242
10 0	1:29.907	46.071	133	22.479	240	21.357	192	240	21 0	1:37.504	45.936	132	22.453	240	29.115		240
11 0	1:29.416	45.705	133	22.392	240	21.319	191	240	22 0	8:58.794	7:50.963	97	31.297	153	36.534		153

19 King, GBR(#1)

theoretical besttime: 1:29.369

1 0	7:51.280	6:58.363	116	27.818	215	25.099	185	215	9 0	7:24.887	6:35.886	122	25.890	218	23.111	190	218
2 0	1:39.928	52.655	126	23.953	233	23.320	190	233	10 0	1:30.330	46.354	132	22.606	241	21.374	191	241
3 0	1:33.624	48.687	130	23.176	236	21.761	190	236	10 0	1:29.742	45.878	132	22.484	242	21.380	191	242
4 0	1:31.883	47.344	131	22.759	239	21.780	191	239	11 0	1:29.651	45.792	132	22.489	242	21.370	192	242
5 0	1:31.799	46.410	133	23.831	240	21.558	190	240	12 0	1:29.591	45.943	133	22.399	242	21.249	192	242
6 0	1:30.269	46.122	133	22.567	242	21.580	191	242	13 0	1:29.820	45.990	133	22.488	241	21.342	192	241
6 0	1:29.778	46.103	133	22.368	240	21.307	191	240	14 0	1:46.339	48.011	87	25.146	242	33.182		242
7 0	1:29.791	46.149	133	22.433	241	21.209	191	241	15 0	18:09.102	17:20.058	121	24.697	233	24.347	188	233
8 0	1:40.199	47.555	127	22.681	240	29.963		240	16 0	1:55.683	48.843	130	23.197	238	43.643		238

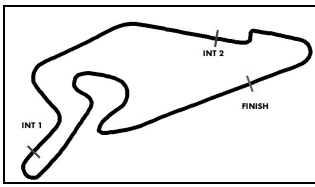
22 Ferrer-Aza, CHE(#1)

theoretical besttime: 1:30.034

1 0	2:28.577	1:35.280	117	27.670	182	25.627	178	182	12 0	1:31.691	46.157	133	22.478	240	23.056	192	240
2 0	1:37.550	50.581	129	24.076	210	22.893	191	210	13 0	1:37.669	52.189	131	22.677	241	22.803	191	241
3 0	1:32.562	47.570	132	22.894	240	22.098	191	240	14 0	1:30.742	46.272	133	22.707	241	21.763	193	241
4 0	1:32.127	47.182	132	22.761	240	22.184	191	240	15 0	1:36.413	45.891	133	22.473	240	28.049		240
5 0	1:30.791	46.469	128	22.622	240	21.700	191	240	16 0	8:21.437	7:35.756	131	23.007	237	22.674	190	237
6 0	1:30.531	46.192	133	22.584	239	21.755	191	239	17 0	1:33.182	47.639	133	22.826	238	22.717	189	238
7 0	1:49.187	57.756	126	23.177	230	28.254		230	18 0	1:34.919	47.326	130	22.799	236	24.794	184	236

ver: 1.0

Page 2 / 7 printed: 4.8.2023 10:41



Porsche Carrera Cup Deutschland

Sector List Free Practice

Provisional

DMSB Reg. Nr.: R-14006/23

04 August 2023 09:40:00

Nürburgring, Length: 3629m
Air temperature: 13.29°C
Track temperature: 13.7°C
Weather condition: Wet

Lap	Id	Time	SE1	SP1	SE2	SP2	SE3	SP3	TSP	Lap	Id	Time	SE1	SP1	SE2	SP2	SE3	SP3	TSP
8	0	9:09.631	8:18.725	120	26.584	175	24.322	179	175	19	0	1:48.415	51.617	123	23.817	203	32.981	203	
9	0	1:37.202	49.420	131	24.142	155	23.640	191	155	20	0	8:29.947	7:34.037	123	24.602	198	31.308	198	
10	0	1:32.583	47.520	129	22.940	237	22.123	192	237	21	0	2:17.672	1:23.725	126	23.795	213	30.152	213	
11	0	1:31.158	46.749	132	22.739	240	21.670	191	240										

24 Hartog, NLD(#1)

theoretical besttime: 1:29.144

1	0	2:04.201	1:14.865	123	25.384	141	23.952	183	141	11	0	1:29.679	45.843	132	22.410	240	21.426	191	240
2	0	1:41.061	50.131	130	25.950	161	24.980	191	161	12	0	1:32.213	47.634	130	22.666	234	21.913	192	234
3	0	1:30.364	46.342	133	22.593	241	21.429	192	241	13	0	1:29.535	45.851	133	22.490	241	21.194	191	241
4	0	1:40.076	54.595	124	23.029	239	22.452	192	239	14	0	1:36.476	46.713	130	23.022	227	26.741		227
5	0	1:29.500	45.873	130	22.389	241	21.238	191	241	15	0	4:56.043	4:07.302	133	26.037	188	22.704	191	188
6	0	1:29.412	45.780	130	22.454	241	21.178	192	241	16	0	1:31.092	45.949	133	22.419	241	22.724	192	241
7	0	1:29.443	45.577	131	22.625	240	21.241	192	240	17	0	1:29.323	45.620	129	22.502	241	21.201	192	241
8	0	1:29.440	45.657	130	22.455	242	21.328	191	242	18	0	1:31.428	46.780	129	22.610	239	22.038	193	239
9	0	1:34.079	45.778	127	22.639	242	25.662		242	19	0	1:35.120	46.244	130	22.821	241	26.055		241
10	0	5:52.734	5:04.984	132	24.036	136	23.714	191	136										

25 ten Voorde, NLD(#1)

theoretical besttime: 1:29.065

1	0	2:00.776	1:09.545	120	27.023	147	24.208	187	147	9	0	1:35.613	45.811	132	22.604	241	27.198		241
2	0	1:36.252	49.625	131	23.807	152	22.820	192	152	10	0	8:58.909	8:14.459	132	22.628	238	21.822	193	238
3	0	1:30.789	46.594	132	22.695	240	21.500	190	240	11	0	1:29.519	45.704	133	22.532	239	21.283	192	239
4	0	1:30.555	45.821	133	23.248	241	21.486	193	241	12	0	1:29.100	45.518	132	22.373	240	21.209	192	240
5	0	1:31.749	47.533	131	22.622	240	21.594	194	240	13	0	1:41.828	46.917	132	22.498	241	32.413		241
6	0	1:29.526	45.654	132	22.513	240	21.359	191	240	14	0	6:16.881	5:30.711	120	24.462	240	21.708	192	240
7	0	1:29.333	45.651	132	22.410	241	21.272	191	241	15	0	1:30.012	46.106	133	22.483	241	21.423	194	241
8	0	1:29.303	45.580	134	22.522	242	21.204	192	242	16	0	1:38.776	49.356	132	22.668	240	26.752		240
8	0	1:29.247	45.640	133	22.433	241	21.174	191	241										

27 Cordeel, BEL(#1)

theoretical besttime: 1:29.966

1	0	2:08.234	1:16.233	116	27.184	152	24.817	187	152	8	0	7:00.338	6:15.416	130	22.909	238	22.013	191	238
2	0	1:38.005	49.985	129	23.671	200	24.349	190	200	9	0	1:30.581	46.472	129	22.653	240	21.456	190	240
3	0	1:33.566	48.563	130	23.011	239	21.992	190	239	10	0	1:30.326	46.309	132	22.647	240	21.370	191	240
4	0	1:31.134	47.019	132	22.590	241	21.525	190	241	11	0	1:29.949	46.027	132	22.475	242	21.447	194	242
5	0	1:30.404	46.395	132	22.444	241	21.565	190	241	11	0	1:31.426	46.322	131	22.535	242	22.569	192	242
6	0	1:30.091	46.152	130	22.552	241	21.387	190	241	12	0	1:32.447	46.531	132	22.587	227	23.329	192	227
7	0	1:30.378	46.203	133	22.524	243	21.654	194	243	13	0	1:30.314	46.237	133	22.609	241	21.468	191	241
7	0	1:37.974	46.334	129	22.782	215	28.858		215	14	0	1:39.162	48.523	129	22.712	236	27.927		236

28 van Eijndhoven, NLD(#1)

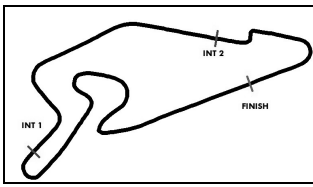
theoretical besttime: 1:29.267

1	0	2:02.403	1:10.301	119	27.301	138	24.801	183	138	10	0	1:30.375	46.251	131	22.593	241	21.531	192	241
2	0	1:42.037	51.504	130	25.757	144	24.776	186	144	11	0	1:29.531	45.657	132	22.495	240	21.379	192	240
3	0	1:42.517	52.249	130	23.576	204	26.692	192	204	12	0	1:41.846	47.486	134	22.846	244	34.544		244
4	0	1:31.035	46.528	131	22.609	241	21.898	192	241	12	0	8:39.766	7:55.194	129	22.735	239	21.837	191	239
5	0	1:30.317	46.214	132	22.638	241	21.465	191	241	13	0	1:30.347	46.231	132	22.506	241	21.610	191	241
6	0	1:29.995	46.043	126	22.536	240	21.416	194	240	14	0	1:32.477	48.434	133	22.520	240	21.523	192	240
6	0	1:29.542	45.629	132	22.447	240	21.466	192	240	15	0	1:29.550	45.666	132	22.521	241	21.363	192	241
7	0	1:29.495	45.500	131	22.603	240	21.392	191	240	16	0	1:31.814	45.695	131	22.568	241	23.551	191	241
8	0	1:29.631	45.864	132	22.423	240	21.344	191	240	17	0	1:29.865	45.823	134	22.482	240	21.560	192	240
9	0	1:29.612	45.644	132	22.582	240	21.386	192	240	18	0	1:35.562	45.840	131	22.566	242	27.156		242
9	0	1:29.895	45.818	132	22.574	240	21.503	192	240										

31 Freymuth, DEU(#1)

theoretical besttime: 1:29.994

1	0	2:24.326	1:32.711	120	26.949	207	24.666	171	207	10	0	1:30.144	46.071	129	22.666	241	21.407	191	241
2	0	1:37.711	49.896	129	23.961	203	23.854	190	203	11	0	1:30.666	46.366	129	22.580	241	21.720	190	241
3	0	1:31.533	46.885	131	22.950	238	21.698	190	238	12	0	1:30.580	46.315	130	22.577	240	21.688	191	240
4	0	1:30.738	46.359	130	22.827	238	21.552	189	238	13	0	1:30.243	46.079	129	22.569	240	21.595	190	240
5	0	1:30.476	46.266	129	22.652	240	21.558	189	240	14	0	1:36.693	46.231	131	22.600	241	27.862		241
6	0	1:30.092	46.139	129	22.599	239	21.354	190	239	15	0	13:19.275	12:31.686	126	24.302	227	23.287	182	227
7	0	1:36.376	46.581	129	23.027	238	26.768		238	16	0	1:33.246	47.741	129	23.119	235	22.386	190	235
8	0	3:58.121	3:12.230	110	22.985	241	22.906	191	241	17	0	1:31.012	46.441	131	22.647	239	21.924	178	239
9	0	1:31.113	46.865	130	22.778	239	21.470	190	239	18	0	1:49.600	52.240	115	26.468	175	30.892		175



Porsche Carrera Cup Deutschland

Sector List Free Practice

Provisional

DMSB Reg. Nr.: R-14006/23

Nürburgring, Length: 3629m
Air temperature: 13.29°C
Track temperature: 13.7°C
Weather condition: Wet

04 August 2023 09:40:00

Lap Id	Time	SE1	SP1	SE2	SP2	SE3	SP3	TSP	Lap Id	Time	SE1	SP1	SE2	SP2	SE3	SP3	TSP
--------	------	-----	-----	-----	-----	-----	-----	-----	--------	------	-----	-----	-----	-----	-----	-----	-----

33 Hirsiger, CHE(#1)

theoretical besttime: 1:29.773

1	0	2:48.913	1:51.747	121	31.570	123	25.596	181	123	14	0	1:30.187	46.075	130	22.404	242	21.708	190	242
2	0	1:39.065	49.921	130	23.619	207	25.525	186	207	15	0	1:30.212	46.162	132	22.568	240	21.482	191	240
3	0	1:35.529	50.271	130	23.071	239	22.187	190	239	16	0	1:29.999	46.005	133	22.438	241	21.556	191	241
4	0	1:31.368	47.119	132	22.611	239	21.638	190	239	17	0	1:30.445	46.180	132	22.510	241	21.755	190	241
5	0	1:30.218	46.128	132	22.573	240	21.517	190	240	18	0	1:30.204	46.119	132	22.489	240	21.596	191	240
6	0	1:30.295	46.103	133	22.542	240	21.650	191	240	19	0	1:36.339	46.327	131	22.649	240	27.363		240
7	0	1:33.908	49.165	129	22.967	238	21.776	189	238	20	0	6:38.095	5:50.695	124	23.682	237	23.718	183	237
8	0	1:30.230	46.275	132	22.483	240	21.472	191	240	21	0	1:32.772	47.591	132	22.926	239	22.255	188	239
9	0	1:37.696	46.734	130	22.878	238	28.084		238	22	0	1:33.914	46.526	132	22.619	241	24.769	151	241
10	0	3:41.479	2:57.089	130	22.695	239	21.695	190	239	23	0	1:47.252	50.921	132	23.219	214	33.112		214
11	0	1:30.235	46.270	133	22.420	240	21.545	190	240	24	0	10:26.698	9:38.940	130	23.258	191	24.500	188	191
12	0	1:30.045	45.919	131	22.548	241	21.578	190	241	25	0	1:42.015	48.053	132	22.752	221	31.210		221
13	0	1:29.918	46.064	132	22.397	239	21.457	190	239										

34 Oeverhaus, DEU(#1)

theoretical besttime: 1:29.160

1	0	2:31.135	1:26.172	114	34.728	88	30.235	105	88	10	0	6:30.890	5:46.740	130	22.608	239	21.542	191	239
2	0	1:51.196	57.341	124	27.617	158	26.238	187	158	11	0	1:29.637	45.785	131	22.553	239	21.299	191	239
3	0	1:55.605	1:07.543	126	23.636	223	24.426	187	223	12	0	1:30.182	46.361	132	22.482	241	21.339	191	241
4	0	1:42.872	51.609	119	26.025	171	25.238	191	171	13	0	1:44.431	1:00.060	126	22.800	240	21.571	192	240
5	0	1:30.932	46.508	131	22.633	240	21.791	192	240	14	0	1:29.866	46.111	131	22.447	241	21.308	191	241
6	0	1:30.855	46.753	132	22.559	240	21.543	190	240	15	0	1:29.450	45.775	133	22.408	241	21.267	192	241
7	0	1:29.313	45.556	132	22.422	241	21.335	191	241	16	0	1:29.776	45.914	133	22.498	241	21.364	192	241
8	0	1:29.281	45.485	132	22.484	241	21.312	192	241	17	0	1:30.526	46.494	131	22.483	241	21.549	192	241
9	0	1:35.308	46.526	132	22.463	241	26.319		241	18	0	1:34.187	45.682	133	22.478	240	26.027		240

40 Stiak, DEU(#1)

theoretical besttime: 1:30.054

1	0	2:15.223	1:23.308	121	27.076	174	24.839	188	174	13	0	2:01.819	46.261	132	22.700	239	52.858	186	239
2	0	1:36.262	49.209	129	23.979	195	23.074	188	195	14	0	1:48.535	47.152	133	23.423	143	37.960	191	143
3	0	1:33.390	47.452	130	22.831	235	23.107	190	235	15	0	1:32.984	46.616	131	23.400	197	22.968	191	197
4	0	1:31.602	47.062	131	22.667	240	21.873	191	240	16	0	1:31.030	46.861	131	22.452	240	21.717	191	240
5	0	1:31.111	46.609	131	22.599	240	21.903	190	240	17	0	1:30.286	46.152	132	22.522	241	21.612	191	241
6	0	1:31.793	47.157	133	22.821	240	21.815	190	240	18	0	1:30.177	46.149	130	22.402	241	21.626	191	241
7	0	1:30.833	46.519	131	22.680	240	21.634	192	240	19	0	1:30.526	46.070	130	22.592	241	21.864	189	241
8	0	1:31.255	46.649	132	22.816	238	21.790	191	238	20	0	1:30.940	46.521	131	22.649	238	21.770	191	238
9	0	1:31.666	47.478	132	22.606	240	21.582	192	240	21	0	1:38.728	47.229	131	22.718	239	28.781		239
10	0	1:30.467	46.221	131	22.500	240	21.746	190	240	22	0	10:12.459	9:25.282	129	22.889	221	24.288	187	221
11	0	1:37.710	46.480	130	22.777	238	28.453		238	23	0	1:41.063	47.747	132	22.779	218	30.537		218
12	0	7:49.182	7:04.168	128	22.941	235	22.073	191	235	24	0	4:05.299	3:12.167	130	22.933	226	30.199		226

41 Stifter, ITA(#1)

theoretical besttime: 1:30.531

1	0	2:35.554	1:27.641	119	33.226	141	34.687		141	13	0	1:31.336	46.618	130	22.824	238	21.894	190	238
2	0	2:04.079	1:17.968	130	23.647	236	22.464	190	236	14	0	1:31.224	46.447	134	22.891	238	21.886	191	238
3	0	1:33.199	48.223	132	23.056	238	21.920	190	238	15	0	1:36.772	52.264	131	22.645	240	21.863	191	240
4	0	1:33.445	47.347	132	22.964	236	23.134	191	236	16	0	1:30.888	46.611	133	22.605	240	21.672	190	240
5	0	1:31.652	46.862	132	22.924	238	21.866	189	238	17	0	1:30.858	46.551	131	22.712	240	21.595	191	240
6	0	1:31.321	46.653	132	22.754	240	21.914	191	240	18	0	1:30.594	46.331	134	22.645	240	21.618	192	240
7	0	1:32.913	46.774	130	23.218	242	22.921	188	242	19	0	1:58.277	1:05.848	123	25.026	239	27.403		239
8	0	1:32.832	47.577	132	23.060	242	22.195	191	242	20	0	15:39.465	14:50.563	129	23.853	213	25.049	185	213
9	0	1:31.046	46.444	134	22.705	240	21.897	190	240	21	0	1:34.504	47.670	132	23.070	237	23.764	183	237
10	0	1:30.878	46.440	133	22.717	240	21.721	191	240	22	0	1:33.092	47.207	133	22.730	240	23.155	190	240
11	0	1:36.565	46.576	132	22.789	240	27.200		240	23	0	1:35.014	49.836	130	22.897	239	22.281	192	239
12	0	5:32.587	4:47.460	130	22.836	238	22.291	190	238	24	0	2:17.257	51.485	96	47.628	78	38.144		78

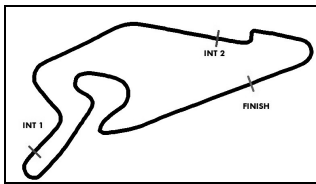
44 Greif, DEU(#1)

theoretical besttime: 1:30.237

1	0	2:39.126	1:44.914	113	28.021	179	26.191	170	179	10	0	1:30.741	46.415	129	22.728	239	21.598	191	239
2	0	1:40.823	52.396	123	25.234	187	23.193	188	187	11	0	1:30.673	46.345	131	22.646	239	21.682	190	239
3	0	1:33.500	48.126	132	23.111	238	22.263	189	238	12	0	1:36.518	46.732	131	22.670	239	27.116		239
4	0	1:32.621	47.575	124	23.025	238	22.021	190	238	13	0	7:17.740	6:29.935	125	24.625	210	23.180	189	210
5	0	1:31.758	47.030	128	22.832	238	21.896	190	238	14	0	1:33.411	48.087	131	23.080	235	22.244	191	235
6	0	4:34.245	46.762	129	22.747	239	21.736	190	239	15	0	1:32.670	47.261	126	23.315	225	22.094	190	225

ver: 1.0

Page 4 / 7 printed: 4.8.2023 10:41



Porsche Carrera Cup Deutschland

PORSCHE**CARRERA CUP
DEUTSCHLAND**

Sector List Free Practice

Provisional

Nürburgring, Length: 3629m

Air temperature: 13.29°C

Track temperature: 13.7°C

Weather condition: Wet

DMSB Reg. Nr.: R-14006/23

04 August 2023 09:40:00

Lap	Id	Time	SE1	SP1	SE2	SP2	SE3	SP3	TSP	Lap	Id	Time	SE1	SP1	SE2	SP2	SE3	SP3	TSP
6	0	1:36.209	46.652	130	22.743	239	26.814		239	16	0	1:31.632	46.932	128	22.781	239	21.919	190	239
7	0	4:36.265	3:51.288	130	22.933	238	22.044	189	238	17	0	1:31.260	46.693	129	22.757	225	21.810	191	225
8	0	1:31.602	46.976	128	22.796	239	21.830	190	239	18	0	1:30.588	46.180	131	22.568	240	21.840	191	240
8	0	1:31.301	46.749	130	22.687	241	21.865	191	241	19	0	1:30.824	46.275	132	22.459	241	22.090	189	241
9	0	1:31.075	46.729	133	22.637	239	21.709	190	239	20	0	1:40.405	47.555	132	22.853	237	29.997		237

54 Essmann, GER(#1)

theoretical besttime: 1:30.637

1	0	2:34.369	1:34.447	104	30.939	123	28.983	149	123	11	0	4:30.933	46.372	134	22.622	239	21.939	189	239
2	0	1:56.310	56.881	122	28.500	117	30.929	181	117	11	0	1:30.884	46.436	131	22.654	241	21.794	190	241
3	0	1:37.117	51.120	127	23.388	236	22.609	190	236	12	0	1:31.148	46.656	128	22.694	240	21.798	190	240
4	0	1:33.499	48.316	130	23.098	238	22.085	189	238	13	0	1:32.415	46.508	128	22.785	241	23.122	189	241
5	0	1:31.857	46.981	133	22.812	239	22.064	188	239	14	0	1:34.868	47.449	132	24.820	218	22.599	190	218
6	0	1:31.297	46.920	129	22.731	238	21.646	190	238	15	0	1:31.554	46.731	128	22.810	240	22.013	189	240
7	0	1:31.182	46.656	132	22.751	238	21.775	189	238	16	0	1:30.864	46.425	130	22.714	241	21.725	191	241
8	0	1:30.687	46.470	131	22.566	239	21.651	190	239	17	0	1:36.775	46.891	129	22.874	241	27.010		241
9	0	1:36.815	46.571	131	22.834	238	27.410		238	18	0	4:33.443	3:42.117	132	23.981	230	27.345		230
10	0	4:33.499	3:49.092	130	22.747	240	21.660	190	240										

65 Pfister, DEU(#1)

theoretical besttime: 1:33.406

1	0	1:58.526	1:07.395	118	26.412	210	24.719	184	210	12	0	1:34.576	48.429	128	23.093	237	23.054	189	237
2	0	1:49.938	50.192	126	26.688	173	33.058		173	13	0	1:43.437	47.885	131	23.022	235	32.530		235
3	0	2:49.771	2:02.302	124	24.040	233	23.429	166	233	14	0	12:34.322	11:47.215	124	23.837	232	23.270	185	232
4	0	1:48.568	52.082	125	25.730	176	30.756	176	176	15	0	1:35.765	48.365	129	23.257	232	24.143	184	232
5	0	4:01.171	3:13.044	124	24.935	222	23.192	187	222	16	0	1:53.812	52.791	123	26.172	188	34.849		188
6	0	1:35.873	48.666	127	24.305	226	22.902	188	226	17	0	4:45.250	3:58.267	128	23.272	235	23.711	184	235
7	0	1:46.695	48.663	126	27.731	204	30.301		204	18	0	1:35.084	48.545	130	23.175	235	23.364	187	235
8	0	4:53.815	3:51.654	109	35.008	112	27.153	153	112	19	0	1:33.777	47.482	132	23.137	237	23.158	190	237
9	0	1:47.906	55.366	110	26.765	230	25.775	188	230	20	0	1:39.879	53.630	129	23.196	235	23.053	189	235
10	0	1:55.340	1:07.770	116	24.354	233	23.216	189	233	21	0	1:42.942	53.197	126	23.209	238	26.536	87	238
11	0	1:35.249	47.884	125	23.303	237	24.062	188	237	22	0	2:49.255	1:17.053	91	48.136	77	44.066		77

66 Smalley, GBR(#1)

theoretical besttime: 1:29.942

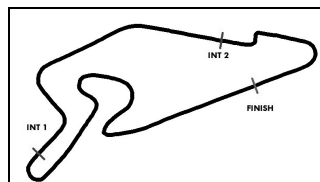
1	0	2:39.928	1:47.859	110	26.402	193	25.667	185	193	12	0	1:30.518	46.286	131	22.551	238	21.681	190	238
2	0	1:43.080	52.751	125	26.116	198	24.213	187	198	13	0	1:30.638	46.470	133	22.593	240	21.575	191	240
3	0	1:34.847	48.264	130	23.192	236	23.391	191	236	14	0	1:29.969	45.984	133	22.447	240	21.538	191	240
4	0	1:31.696	46.936	130	22.805	238	21.955	190	238	15	0	1:31.139	46.956	132	22.498	239	21.685	191	239
5	0	1:30.964	46.583	131	22.637	240	21.744	190	240	16	0	1:30.256	46.230	134	22.515	239	21.511	191	239
6	0	1:31.936	46.856	131	22.736	242	22.344	191	242	17	0	1:44.549	50.646	125	23.109	201	30.794		201
7	0	1:30.593	46.375	132	22.550	240	21.668	190	240	18	0	4:03.860	3:19.292	132	22.634	238	21.934	191	238
8	0	1:30.298	46.109	133	22.535	240	21.654	190	240	19	0	1:30.415	46.147	133	22.569	240	21.699	190	240
9	0	1:30.334	46.236	134	22.501	240	21.597	191	240	20	0	1:43.344	47.529	132	22.786	237	33.029		237
10	0	1:40.790	47.765	130	22.848	238	30.177		238	21	0	3:25.645	2:40.015	131	22.874	219	22.756	190	219
11	0	5:56.853	5:12.466	131	22.676	237	21.711	191	237	22	0	1:43.604	46.911	127	22.709	237	33.984		237

68 Stender, DEU(#1)

theoretical besttime: 1:31.268

1	0	2:38.036	1:40.513	99	29.304	136	28.219	156	136	15	0	1:31.688	46.824	130	22.705	239	22.159	192	239
2	0	1:43.032	54.149	126	25.088	196	23.795	188	196	16	0	1:32.232	47.578	133	22.734	239	21.920	192	239
3	0	1:34.050	48.159	132	23.201	238	22.690	189	238	17	0	1:37.380	47.253	131	22.866	239	27.261		239
4	0	1:32.699	47.556	130	22.832	237	22.311	191	237	18	0	4:42.020	3:50.898	127	24.988	211	26.134	176	211
5	0	1:32.390	47.201	130	23.023	237	22.166	191	237	19	0	1:38.362	50.161	128	23.071	230	25.130	191	230
6	0	1:32.907	47.006	130	22.784	240	23.117	192	240	20	0	1:35.973	50.728	129	22.951	235	22.294	191	235
7	0	1:31.925	46.984	132	22.782	238	22.159	190	238	21	0	1:31.790	46.791	131	22.765	235	22.234	189	235
8	0	1:31.447	46.906	131	22.711	238	21.830	191	238	22	0	1:31.876	46.913	132	22.744	237	22.219	189	237
9	0	1:31.630	46.862	132	22.764	237	22.004	191	237	23	0	1:33.519	47.248	131	22.793	236	23.478	186	236
10	0	1:31.323	46.733	132	22.739	238	21.851	190	238	24	0	1:40.178	47.194	132	22.758	237	30.226		237
11	0	1:31.519	46.852	131	22.803	237	21.864	191	237	25	0	7:27.613	6:41.260	130	22.972	236	23.381	188	236
12	0	1:39.190	46.792	131	23.244	240	29.154		240	26	0	1:35.496	49.728	129	22.733	234	23.035	190	234
13	0	4:32.999	3:47.995	130	22.929	237	22.075	191	237	27	0	1:33.370	47.902	130	22.808	236	22.660	191	236
14	0	1:32.011	47.399	131	22.781	238	21.831	192	238	28	0	1:55.243	47.361	130	28.727	96	39.155		96





Porsche Carrera Cup Deutschland

PORSCHE

CARRERA CUP
DEUTSCHLAND

Sector List Free Practice

Provisional

DMSB Reg. Nr.: R-14006/23

Nürburgring, Length: 3629m

Air temperature: 13.29°C

Track temperature: 13.7°C

Weather condition: Wet

04 August 2023 09:40:00

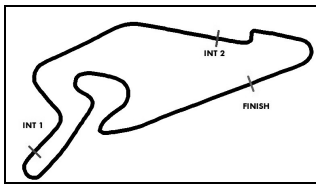
Lap Id	Time	SE1	SP1	SE2	SP2	SE3	SP3	TSP	Lap Id	Time	SE1	SP1	SE2	SP2	SE3	SP3	TSP
69	Harmsen, DEU(#1)								theoretical besttime: 1:33.248								
1 0	2:40.972	1:45.760	108	28.430	169	26.782	176	169	14 0	7:21.943	6:32.717	113	26.409	210	22.817	175	210
2 0	1:44.385	53.405	122	25.964	192	25.016	182	192	15 0	1:40.855	51.772	124	24.009	227	25.074	140	227
3 0	1:37.763	51.037	123	23.866	236	22.860	186	236	16 0	1:39.141	53.271	131	23.454	236	22.416	190	236
4 0	1:34.999	49.015	126	23.468	237	22.516	189	237	17 0	1:35.785	49.337	126	23.714	223	22.734	188	223
5 0	1:34.628	48.475	128	23.470	237	22.683	187	237	18 0	1:36.429	48.595	128	23.301	236	24.533	190	236
6 0	1:34.843	48.376	129	23.605	236	22.862	190	236	19 0	1:33.252	47.650	129	23.288	240	22.314	191	240
7 0	1:34.041	48.148	127	23.284	238	22.609	188	238	20 0	1:39.880	51.437	127	24.372	199	24.071	186	199
8 0	1:34.564	47.727	128	23.309	238	23.528	187	238	21 0	1:35.614	48.491	126	23.901	227	23.222	186	227
9 0	1:42.248	52.245	127	24.075	175	25.928	187	175	22 0	1:45.490	48.818	127	23.684	232	32.988		232
10 0	1:37.858	49.757	126	24.705	220	23.396	189	220	23 0	9:04.731	8:16.991	120	24.219	227	23.521	188	227
11 0	1:34.245	48.470	123	23.408	237	22.367	189	237	24 0	1:35.398	48.352	131	23.686	229	23.360	186	229
12 0	1:34.659	48.546	127	23.411	237	22.702	192	237	25 0	1:37.524	49.681	131	23.740	195	24.103	188	195
13 0	1:49.817	47.971	128	23.505	218	38.341		218	26 0	1:44.255	48.892	129	24.008	224	31.355		224

77	Köhler, DEU(#1)								theoretical besttime: 1:29.636								
1 0	3:12.371	2:22.341	124	25.939	181	24.091	187	181	12 0	5:10.137	4:24.445	133	22.857	223	22.835	192	223
2 0	1:38.221	49.779	128	26.242	210	22.200	192	210	13 0	1:47.131	1:02.746	130	22.689	242	21.696	192	242
3 0	1:31.427	46.982	131	22.744	241	21.701	192	241	14 0	1:30.074	46.037	134	22.525	241	21.512	193	241
4 0	1:30.494	46.363	134	22.553	241	21.578	192	241	15 0	1:29.732	45.876	135	22.481	242	21.375	193	242
5 0	1:30.328	46.136	134	22.558	241	21.634	192	241	16 0	1:36.368	45.978	133	22.385	242	28.005		242
6 0	1:29.852	45.908	134	22.509	242	21.435	192	242	17 0	5:40.140	4:49.759	121	27.035	198	23.346	188	198
7 0	1:35.505	46.180	133	22.584	242	26.741		242	18 0	1:33.717	47.491	133	22.905	226	23.321	192	226
8 0	5:09.709	4:25.140	130	22.745	240	21.824	191	240	19 0	1:32.535	47.548	133	22.762	240	22.225	192	240
9 0	1:30.525	46.455	133	22.487	240	21.583	192	240	20 0	1:41.348	45.954	133	22.574	241	32.820		241
10 0	1:29.973	46.035	133	22.413	241	21.525	192	241	21 0	10:05.368	9:17.533	127	24.089	216	23.746	183	216
11 0	1:37.249	45.975	133	22.585	241	28.689		241	22 0	1:39.647	47.981	130	23.123	236	28.543		236

84	Alshehab, KUW(#1)								theoretical besttime: 1:30.129								
1 0	2:39.830	1:44.411	111	28.126	169	27.293	163	169	13 0	1:31.836	47.004	132	22.614	240	22.218	188	240
2 0	1:44.353	53.720	122	25.694	181	24.939	188	181	14 0	1:34.276	46.665	132	24.464	215	23.147	191	215
3 0	1:36.407	47.988	129	23.306	233	25.113	190	233	15 0	1:31.189	46.609	132	22.639	241	21.941	191	241
4 0	1:31.809	46.982	131	22.846	239	21.981	191	239	16 0	1:32.957	47.856	128	22.816	240	22.285	192	240
5 0	1:31.258	46.648	132	22.763	241	21.847	190	241	17 0	1:36.419	47.065	130	22.628	241	26.726		241
6 0	1:31.159	46.652	132	22.648	241	21.859	191	241	18 0	5:47.963	5:01.769	119	23.464	237	22.730	191	237
7 0	1:30.853	46.143	133	22.848	239	21.862	191	239	19 0	1:35.955	47.214	129	23.419	240	25.322	191	240
8 0	1:37.483	47.178	129	23.228	241	27.077		241	20 0	1:34.776	46.818	133	22.634	221	25.324	191	221
9 0	4:44.007	3:58.116	126	23.387	238	22.504	190	238	21 0	1:32.432	47.096	133	22.793	240	22.543	187	240
10 0	1:34.658	46.854	132	22.695	237	25.109	191	237	22 0	1:34.234	47.362	133	22.755	231	24.117	188	231
11 0	1:30.349	46.363	131	22.433	240	21.553	191	240	23 0	1:41.875	47.393	133	22.752	240	31.730		240
12 0	1:36.351	47.098	131	26.332	233	22.921	188	233									

87	Levi, ISR(#1)								theoretical besttime: 1:29.447								
1 0	2:05.046	1:14.604	123	25.956	164	24.486	187	164	12 0	6:04.170	5:19.964	132	22.539	241	21.667	191	241
2 0	1:40.793	49.840	130	25.761	170	25.192	190	170	13 0	1:29.771	45.844	133	22.511	241	21.416	192	241
3 0	1:31.614	47.408	132	22.660	241	21.546	190	241	14 0	1:30.098	46.110	133	22.492	242	21.496	192	242
4 0	1:30.557	46.373	135	22.587	241	21.597	191	241	15 0	1:30.082	46.222	134	22.404	242	21.456	191	242
5 0	1:29.978	46.052	134	22.406	243	21.520	191	243	16 0	1:29.831	46.031	133	22.445	242	21.355	192	242
6 0	1:29.544	45.835	134	22.381	241	21.328	192	241	17 0	1:29.853	45.976	133	22.395	242	21.482	192	242
7 0	1:38.605	46.424	134	22.475	241	29.706		241	18 0	1:38.714	45.738	133	22.576	243	30.400		243
8 0	5:37.187	4:52.743	130	22.623	238	21.821	190	238	19 0	4:05.068	3:13.624	118	25.154	170	26.290	173	170
9 0	1:29.817	46.014	133	22.440	240	21.363	192	240	20 0	1:44.752	55.517	131	23.124	228	26.111	189	228
10 0	1:30.060	46.139	133	22.394	241	21.527	192	241	21 0	1:47.239	46.947	130	22.882	239	37.410		239
11 0	1:39.179	46.124	133	22.663	242	30.392		242	22 0	10:16.188	9:21.643	130	23.122	231	31.423		231

88	Felbermayr, AUT(#1)								theoretical besttime: 1:30.777								
1 0	2:30.874	1:31.794	105	31.446	143	27.634	162	143	12 0	1:31.514	47.075	131	22.637	237	21.802	191	237
2 0	1:44.691	56.032	121	24.916	210	23.743	187	210	13 0	1:31.267	46.967	130	22.620	238	21.680	191	238
3 0	1:38.176	49.910	102	24.133	235	24.133	169	235	14 0	1:30.898	46.756	130	22.505	238	21.637	190	238
4 0	2:07.000	58.391	99	30.001	156	38.608		156	15 0	1:30.805	46.694	131	22.533	239	21.578	191	239
5 0	3:36.687	2:50.307	126	23.828	227	22.552	188	227	16 0	1:36.859	46.708	131	22.513	239	27.638		239
6 0	1:43.883	58.136	131	23.297	234	22.450	188	234	17 0	5:05.645	4:10.336	103	30.214	160	25.095	184	160



Porsche Carrera Cup Deutschland

PORSCHE

CARRERA CUP
DEUTSCHLAND

Sector List Free Practice

Provisional

Nürburgring, Length: 3629m

Air temperature: 13.29°C

Track temperature: 13.7°C

Weather condition: Wet

DMSB Reg. Nr.: R-14006/23

04 August 2023 09:40:00

Lap	Id	Time	SE1	SP1	SE2	SP2	SE3	SP3	TSP	Lap	Id	Time	SE1	SP1	SE2	SP2	SE3	SP3	TSP
7	0	1:32.920	48.181	127	22.867	237	21.872	191	237	18	0	1:37.393	50.757	126	23.608	231	23.028	185	231
8	0	1:32.111	47.452	128	22.895	236	21.764	190	236	19	0	1:34.493	48.748	127	23.426	232	22.319	191	232
9	0	1:32.543	47.802	131	22.801	237	21.940	190	237	20	0	1:32.689	47.794	130	22.807	237	22.088	190	237
10	0	1:49.734	57.427	132	23.338	236	28.969		236	21	0	1:32.293	47.195	132	22.600	240	22.498	191	240
11	0	3:45.514	3:00.887	127	22.919	236	21.708	190	236	22	0	1:42.976	47.175	131	22.721	237	33.080		237

92 Rettenbacher, AUT(#1)

theoretical besttime: 1:29.709

1	0	3:14.787	2:24.438	114	25.888	206	24.461	183	206	11	0	1:29.824	45.969	133	22.468	241	21.387	193	241
2	0	1:37.409	49.909	129	24.923	208	22.577	191	208	12	0	1:29.722	45.855	132	22.481	241	21.386	192	241
3	0	1:31.587	46.979	132	22.799	240	21.809	191	240	13	0	1:30.273	46.196	133	22.605	239	21.472	191	239
4	0	1:30.723	46.430	133	22.700	241	21.593	192	241	14	0	1:30.383	45.907	133	22.564	240	21.912	192	240
5	0	1:30.316	46.216	133	22.551	240	21.549	192	240	15	0	1:36.622	46.198	133	22.647	239	27.777		239
6	0	1:30.491	46.296	132	22.513	241	21.682	193	241	16	0	11:25.045	10:38.306	129	23.664	234	23.075	190	234
7	0	1:29.976	45.881	133	22.569	241	21.526	191	241	17	0	1:33.127	48.191	132	22.983	235	21.953	191	235
8	0	1:38.741	46.461	128	23.105	239	29.175		239	18	0	1:30.837	46.363	134	22.659	237	21.815	191	237
9	0	3:35.106	2:50.233	129	23.129	238	21.744	191	238	19	0	2:07.242	1:08.258	94	25.243	231	33.741		231
10	0	1:35.664	50.721	110	23.067	239	21.876	192	239										

98 Seyffert, DEU(#1)

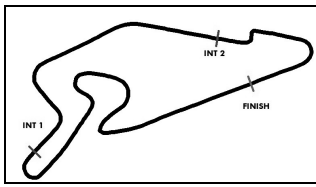
theoretical besttime: 1:30.263

1	0	3:01.855	2:11.794	116	25.680	209	24.381	175	209	12	0	5:29.635	4:45.360	132	22.790	238	21.485	190	238
2	0	1:35.729	49.741	129	23.881	229	22.107	187	229	13	0	1:31.804	46.525	130	22.664	239	22.615	189	239
3	0	1:33.314	48.544	132	23.049	237	21.721	188	237	14	0	1:30.852	46.520	130	22.568	240	21.764	190	240
4	0	2:07.790	1:22.096	128	22.929	238	22.765	189	238	15	0	1:30.325	46.235	131	22.630	238	21.460	191	238
5	0	1:31.109	46.845	129	22.699	239	21.565	190	239	16	0	1:30.928	46.500	125	22.703	240	21.725	190	240
6	0	4:31.597	47.063	123	22.865	238	21.669	191	238	17	0	4:30.450	46.214	128	22.700	239	21.536	190	239
6	0	1:30.574	46.337	129	22.751	238	21.486	190	238	17	0	4:30.844	46.470	129	22.730	238	21.641	191	238
7	0	1:32.173	46.822	126	23.183	184	22.168	190	184	17	0	1:53.124	56.355	110	25.006	223	31.763		223
8	0	1:30.854	46.491	124	22.702	238	21.661	190	238	18	0	12:28.842	11:31.930	119	25.392	190	31.520		190
9	0	1:30.564	46.350	129	22.724	238	21.490	191	238	19	0	5:15.669	4:29.396	122	23.293	236	22.980	189	236
10	0	1:31.737	46.453	128	22.889	237	22.395	192	237	20	0	1:35.810	47.685	130	23.121	235	25.004	188	235
11	0	1:36.931	46.494	130	22.655	238	27.782		238	21	0	2:40.072	1:07.963	77	47.011	82	45.098		82

99 Buus, DNK(#1)

theoretical besttime: 1:30.126

1	0	7:53.946	7:03.253	122	25.493	216	25.200	181	216	11	0	1:31.904	46.354	131	22.675	227	22.875	192	227
2	0	1:40.369	50.855	129	23.513	210	26.001	190	210	12	0	1:30.211	46.195	130	22.654	240	21.362	192	240
3	0	1:32.956	47.520	130	23.169	234	22.267	191	234	13	0	1:30.309	46.320	129	22.621	240	21.368	192	240
4	0	1:31.995	46.808	131	22.916	207	22.271	191	207	14	0	1:37.847	46.171	133	22.727	241	28.949		241
5	0	1:30.748	46.435	132	22.666	242	21.647	191	242	15	0	4:08.145	3:22.260	130	22.712	230	23.173	192	230
6	0	1:30.653	46.425	131	22.725	241	21.503	192	241	16	0	1:36.196	46.373	132	22.638	241	27.185		241
7	0	1:31.140	46.925	128	22.695	242	21.520	192	242	17	0	6:30.604	5:31.390	130	22.943	204	36.271		204
8	0	1:30.333	46.215	131	22.653	242	21.465	192	242	18	0	10:58.629	10:05.492	123	28.146	201	24.991	183	201
9	0	1:37.777	46.344	132	22.593	242	28.840		242	19	0	2:04.742	53.656	128	32.051	79	39.035		79
10	0	5:29.629	4:45.238	129	22.805	240	21.586	191	240										



Porsche Carrera Cup Deutschland

Top speed list Free Practice

Provisional

PORSCHE

**CARRERA CUP
DEUTSCHLAND**

Nürburgring, Length: 3629m

Air temperature: 13.29°C

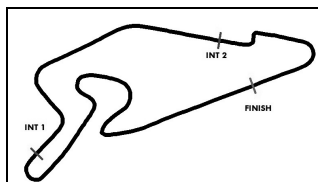
Track temperature: 13.7°C

Weather condition: Wet

DMSB Reg. Nr.: R-14006/23

04 August 2023 09:40:00

#	Name (NAT)	Team	Car name	Speed	Lap	Race time
87	Ariel Levi (ISR)	TEAM HUBER RACING (AUT)	Porsche 911 GT3 Cup	243.24	5	7:56.468
77	Leon Köhler (DEU)	Huber Racing (AUT) (AUT)	Porsche 911 GT3 Cup	242.69	13	28:51.226
14	Morris Schuring (NLD)	FACH AUTO TECH (CHE)	Porsche 911 GT3 Cup	242.69	16	28:53.247
19	Harry King (GBR)	Allied-Racing (DEU)	Porsche 911 GT3 Cup	242.69	11	31:51.791
66	Adam Smalley (GBR)	Proton Competition (DEU)	Porsche 911 GT3 Cup	242.15	6	10:10.107
8	Alexander Fach (CHE)	FACH AUTO TECH (CHE)	Porsche 911 GT3 Cup	242.15	7	10:51.123
6	Vincent Andronaco (DEU)	Allied-Racing (DEU)	Porsche 911 GT3 Cup	242.15	7	10:53.678
41	Diego Stifter (ITA)	ID Racing (DEU)	Porsche 911 GT3 Cup	242.15	7	11:59.242
24	Loek Hartog (NLD)	Team GP Elite (NLD)	Porsche 911 GT3 Cup	242.15	8	12:32.169
99	Bastian Buus (DNK)	Allied-Racing (DEU)	Porsche 911 GT3 Cup	242.15	5	13:48.367
33	Felix Hirsiger (CHE)	SRS Team Sorg Rennsport (DEU)	Porsche 911 GT3 Cup	242.15	14	24:37.378
27	Ghislain Cordeel (BEL)	GP Elite (NLD)	Porsche 911 GT3 Cup	242.15	11	25:39.837
12	Harri Jones (AUS)	Scherer Sport PHX (DEU)	Porsche 911 GT3 Cup	242.15	18	31:36.187
28	Huub van Eijndhoven (NLD)	Team GP Elite (NLD)	Porsche 911 GT3 Cup	242.15	18	39:30.456
25	Larry ten Voorde (NLD)	Team GP Elite (NLD)	Porsche 911 GT3 Cup	241.61	4	6:16.886
92	Luca Rettenbacher (AUT)	Huber Racing (AUT) (AUT)	Porsche 911 GT3 Cup	241.61	7	12:03.763
34	Theo Oeverhaus (DEU)	CarTech Motorsport Bonk (DEU)	Porsche 911 GT3 Cup	241.61	7	12:10.573
31	Sebastian Freymuth (DEU)	TEAM HUBER RACING (AUT)	Porsche 911 GT3 Cup	241.61	14	24:20.950
84	Ahmad Alshehab (KUW)	CarTech Motorsport Bonk (DEU)	Porsche 911 GT3 Cup	241.61	15	27:23.877
40	Janne Stiak (DEU)	ID Racing (DEU)	Porsche 911 GT3 Cup	241.61	18	35:03.699
44	Jonas Greif (DEU)	ProfilDoors by Huber Racing (AUT)	Porsche 911 GT3 Cup	241.07	8	19:22.585
54	Michael Essmann (GER)	CarTech Motorsport Bonk (DEU)	Porsche 911 GT3 Cup	241.07	11	22:36.655
13	Alexander Tauscher (DEU)	Huber Racing (AUT) (AUT)	Porsche 911 GT3 Cup	241.07	13	24:59.472
22	Matteo Ferrer-Aza (CHE)	Scherer Sport PHX (DEU)	Porsche 911 GT3 Cup	241.07	13	28:38.456
4	Georgi Donchev (BGR)	ProfilDoors by Huber Racing (AUT)	Porsche 911 GT3 Cup	240.53	14	24:56.391
98	Jan Seyffert (DEU)	HP Racing Int. with Huber (DEU)	Porsche 911 GT3 Cup	240.53	14	28:44.754
68	Tim Stender (DEU)	HRT Performance (DEU)	Porsche 911 GT3 Cup	240.00	6	10:09.997
7	Jasin Ferati (CHE)	FACH AUTO TECH (CHE)	Porsche 911 GT3 Cup	240.00	9	18:01.745
69	Holger Harmsen (DEU)	HRT Performance (DEU)	Porsche 911 GT3 Cup	240.00	19	37:20.113
88	Horst Felix Felbermayr (AUT)	Proton Competition (DEU)	Porsche 911 GT3 Cup	240.00	21	42:15.491
5	Sören Spreng (DEU)	GP Elite (NLD)	Porsche 911 GT3 Cup	239.46	6	9:55.878
65	Kai Pfister (DEU)	HRT Performance (DEU)	Porsche 911 GT3 Cup	238.93	21	56:15.160



Porsche Carrera Cup Deutschland

Pit Stops Free Practice

Provisional

PORSCHE

**CARRERA CUP
DEUTSCHLAND**

Nürburgring, Length: 3629m

Air temperature: 13.29°C

Track temperature: 13.7°C

Weather condition: Wet

DMSB Reg. Nr.: R-14006/23

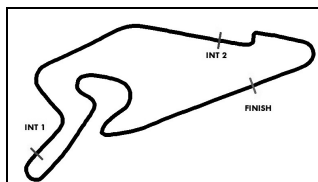
04 August 2023 09:40:00

Nr	Driver in	Day time in	Time in	Driver out	Day time out	Time out	Reason	Nett Time
41	Diego Stifter	9:42:31.676	2:31.676	Diego Stifter	9:43:04.799	3:04.799		33.123
65	Kai Pfister	9:43:44.590	3:44.590	Kai Pfister	9:44:57.783	4:57.783		1:13.193
13	Alexander Tauscher	9:43:57.010	3:57.010	Alexander Tauscher	9:44:36.909	4:36.909		39.899
88	Horst Felix Felbermayr	9:47:56.180	7:56.180	Horst Felix Felbermayr	9:50:01.480	10:01.480		2:05.300
65	Kai Pfister	9:48:22.796	8:22.796	Kai Pfister	9:50:46.505	10:46.505		2:23.709
7	Jasin Ferati	9:48:30.808	8:30.808	Jasin Ferati	9:52:19.562	12:19.562		3:48.754
87	Ariel Levi	9:51:22.359	11:22.359	Ariel Levi	9:55:32.411	15:32.411		4:10.052
31	Sebastian Freymuth	9:51:37.455	11:37.455	Sebastian Freymuth	9:54:04.184	14:04.184		2:26.729
22	Matteo Ferrer-Aza	9:51:57.442	11:57.442	Matteo Ferrer-Aza	9:59:17.100	19:17.100		7:19.658
44	Jonas Greif	9:52:01.388	12:01.388	Jonas Greif	9:55:10.055	15:10.055		3:08.667
77	Leon Köhler	9:52:24.321	12:24.321	Leon Köhler	9:56:14.571	16:14.571		
14	Morris Schuring	9:52:41.236	12:41.236	Morris Schuring	9:55:20.150	15:20.150		2:38.914
8	Alexander Fach	9:52:44.089	12:44.089	Alexander Fach	9:55:40.746	15:40.746		2:56.657
27	Ghislain Cordeel	9:52:55.990	12:55.990	Ghislain Cordeel	9:58:29.725	18:29.725		5:33.735
4	Georgi Donchev	9:53:30.908	13:30.908	Georgi Donchev	9:56:08.535	16:08.535		2:37.627
84	Ahmad Alshehab	9:53:39.335	13:39.335	Ahmad Alshehab	9:56:48.623	16:48.623		3:09.288
13	Alexander Tauscher	9:53:42.101	13:42.101	Alexander Tauscher	9:56:23.584	16:23.584		2:41.483
92	Luca Rettenbacher	9:53:59.236	13:59.236	Luca Rettenbacher	9:56:09.418	16:09.418		2:10.182
24	Loek Hartog	9:54:23.739	14:23.739	Loek Hartog	9:58:46.292	18:46.292		4:22.553
12	Harri Jones	9:54:36.586	14:36.586	Harri Jones	9:58:25.526	18:25.526		3:48.940
5	Sören Spreng	9:54:55.738	14:55.738	Sören Spreng	10:01:05.108	21:05.108		6:09.370
33	Felix Hirsiger	9:55:12.632	15:12.632	Felix Hirsiger	9:57:26.634	17:26.634		2:14.002
54	Michael Essmann	9:55:19.298	15:19.298	Michael Essmann	9:58:22.802	18:22.802		3:03.504
34	Theo Oeverhaus	9:55:32.648	15:32.648	Theo Oeverhaus	10:00:37.841	20:37.841		5:05.193
25	Larry ten Voorde	9:55:39.315	15:39.315	Larry ten Voorde	10:03:12.245	23:12.245		7:32.930
65	Kai Pfister	9:55:46.650	15:46.650	Kai Pfister	9:58:38.248	18:38.248		2:51.598
6	Vincent Andronaco	9:55:47.706	15:47.706	Vincent Andronaco	10:03:29.869	23:29.869		7:42.163
66	Adam Smalley	9:56:40.489	16:40.489	Adam Smalley	10:01:09.281	21:09.281		4:28.792
40	Janne Stiak	9:57:37.503	17:37.503	Janne Stiak	10:03:50.263	23:50.263		6:12.760
41	Diego Stifter	9:58:29.651	18:29.651	Diego Stifter	10:02:32.557	22:32.557		4:02.906
88	Horst Felix Felbermayr	9:59:44.682	19:44.682	Horst Felix Felbermayr	10:02:03.743	22:03.743		2:19.061
68	Tim Stender	9:59:46.362	19:46.362	Tim Stender	10:02:37.042	22:37.042		2:50.680
19	Harry King	10:00:14.022	20:14.022	Harry King	10:06:06.317	26:06.317		5:52.295
99	Bastian Buus	10:00:15.578	20:15.578	Bastian Buus	10:04:19.117	24:19.117		4:03.539
98	Jan Seyffert	10:00:29.791	20:29.791	Jan Seyffert	10:04:33.681	24:33.681		4:03.890
87	Ariel Levi	10:01:38.572	21:38.572	Ariel Levi	10:06:17.148	26:17.148		4:38.576
28	Huub van Eijndhoven	10:02:04.431	22:04.431	Huub van Eijndhoven	10:09:12.697	29:12.697		7:08.266
69	Holger Harmsen	10:02:11.132	22:11.132	Holger Harmsen	10:07:49.149	27:49.149		5:38.017
77	Leon Köhler	10:02:11.704	22:11.704	Leon Köhler	10:06:01.501	26:01.501		
5	Sören Spreng	10:03:00.088	23:00.088	Sören Spreng	10:03:26.425	23:26.425		26.337
7	Jasin Ferati	10:03:01.019	23:01.019	Jasin Ferati	10:06:48.558	26:48.558		3:47.539
14	Morris Schuring	10:04:22.623	24:22.623	Morris Schuring	10:06:14.133	26:14.133		1:51.510
31	Sebastian Freymuth	10:04:44.901	24:44.901	Sebastian Freymuth	10:16:29.307	36:29.307		11:44.406
13	Alexander Tauscher	10:05:21.854	25:21.854	Alexander Tauscher	10:08:18.548	28:18.548		2:56.694

ver: 1.0

Page 1 / 3 printed: 4.8.2023 10:41





Porsche Carrera Cup Deutschland

Pit Stops Free Practice

Provisional

PORSCHE

**CARRERA CUP
DEUTSCHLAND**

Nürburgring, Length: 3629m

Air temperature: 13.29°C

Track temperature: 13.7°C

Weather condition: Wet

DMSB Reg. Nr.: R-14006/23

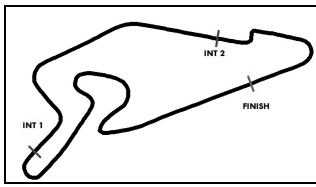
04 August 2023 09:40:00

Nr	Driver in	Day time in	Time in	Driver out	Day time out	Time out	Reason	Nett Time
5	Sören Spreng	10:05:33.810	25:33.810					
44	Jonas Greif	10:05:49.585	25:49.585	Jonas Greif	10:11:31.460	31:31.460		5:41.875
8	Alexander Fach	10:06:15.770	26:15.770	Alexander Fach	10:09:48.445	29:48.445		3:32.675
24	Loek Hartog	10:06:24.368	26:24.368	Loek Hartog	10:09:49.408	29:49.408		3:25.040
92	Luca Rettenbacher	10:06:47.572	26:47.572	Luca Rettenbacher	10:16:39.316	36:39.316		9:51.744
4	Georgi Donchev	10:08:22.828	28:22.828	Georgi Donchev	10:11:03.245	31:03.245		2:40.417
65	Kai Pfister	10:09:16.864	29:16.864	Kai Pfister	10:20:18.130	40:18.130		11:01.266
25	Larry ten Voorde	10:09:18.585	29:18.585	Larry ten Voorde	10:13:40.107	33:40.107		4:21.522
68	Tim Stender	10:10:32.616	30:32.616	Tim Stender	10:13:34.298	33:34.298		3:01.682
27	Ghislain Cordeel	10:10:40.151	30:40.151					
84	Ahmad Alshehab	10:10:51.336	30:51.336	Ahmad Alshehab	10:15:07.722	35:07.722		4:16.386
88	Horst Felix Felbermayr	10:11:11.578	31:11.578	Horst Felix Felbermayr	10:14:23.930	34:23.930		3:12.352
66	Adam Smalley	10:11:54.358	31:54.358	Adam Smalley	10:14:32.161	34:32.161		2:37.803
99	Bastian Buus	10:11:55.810	31:55.810	Bastian Buus	10:14:37.548	34:37.548		2:41.738
22	Matteo Ferrer-Aza	10:12:04.597	32:04.597	Matteo Ferrer-Aza	10:18:56.263	38:56.263		6:51.666
54	Michael Essmann	10:12:12.216	32:12.216	Michael Essmann	10:15:08.826	35:08.826		2:56.610
33	Felix Hirsiger	10:12:31.741	32:31.741	Felix Hirsiger	10:17:36.809	37:36.809		5:05.068
13	Alexander Tauscher	10:12:48.502	32:48.502	Alexander Tauscher	10:17:12.226	37:12.226		4:23.724
7	Jasin Ferati	10:13:26.578	33:26.578	Jasin Ferati	10:17:25.828	37:25.828		3:59.250
12	Harri Jones	10:13:28.748	33:28.748	Harri Jones	10:17:33.709	37:33.709		4:04.961
77	Leon Köhler	10:13:45.287	33:45.287	Leon Köhler	10:17:55.855	37:55.855		
6	Vincent Andronaco	10:14:02.584	34:02.584	Vincent Andronaco	10:30:59.958	50:59.958		16:57.374
34	Theo Oeverhaus	10:14:21.601	34:21.601					
41	Diego Stifter	10:15:12.028	35:12.028	Diego Stifter	10:29:17.320	49:17.320		14:05.292
8	Alexander Fach	10:15:50.286	35:50.286	Alexander Fach	10:31:51.753	51:51.753		16:01.467
54	Michael Essmann	10:16:45.611	36:45.611					
14	Morris Schuring	10:16:48.611	36:48.611	Morris Schuring	10:23:37.193	43:37.193		6:48.582
87	Ariel Levi	10:16:50.859	36:50.859	Ariel Levi	10:19:07.453	39:07.453		2:16.594
19	Harry King	10:16:54.068	36:54.068	Harry King	10:33:20.148	53:20.148		16:26.080
98	Jan Seyffert	10:16:56.984	36:56.984	Jan Seyffert	10:27:43.111	47:43.111		10:46.127
4	Georgi Donchev	10:17:11.409	37:11.409	Georgi Donchev	10:18:42.228	38:42.228		1:30.819
24	Loek Hartog	10:17:27.388	37:27.388					
99	Bastian Buus	10:17:40.210	37:40.210	Bastian Buus	10:22:28.669	42:28.669		4:48.459
25	Larry ten Voorde	10:18:44.323	38:44.323					
66	Adam Smalley	10:19:12.017	39:12.017	Adam Smalley	10:21:02.071	41:02.071		1:50.054
28	Huub van Eijndhoven	10:19:53.829	39:53.829					
40	Janne Stiak	10:20:01.567	40:01.567	Janne Stiak	10:28:44.579	48:44.579		8:43.012
69	Holger Harmsen	10:22:39.604	42:39.604	Holger Harmsen	10:30:08.656	50:08.656		7:29.052
31	Sebastian Freymuth	10:22:57.951	42:57.951					
92	Luca Rettenbacher	10:23:23.816	43:23.816					
4	Georgi Donchev	10:23:43.283	43:43.283					
13	Alexander Tauscher	10:23:51.771	43:51.771					
44	Jonas Greif	10:23:58.134	43:58.134					
33	Felix Hirsiger	10:24:04.701	44:04.701	Felix Hirsiger	10:32:57.093	52:57.093		8:52.392
12	Harri Jones	10:24:06.739	44:06.739	Harri Jones	10:27:08.505	47:08.505		3:01.766
7	Jasin Ferati	10:24:08.237	44:08.237	Jasin Ferati	10:30:41.987	50:41.987		6:33.750

ver: 1.0

Page 2 / 3 printed: 4.8.2023 10:41





Porsche Carrera Cup Deutschland

Pit Stops Free Practice

Provisional

PORSCHE

**CARRERA CUP
DEUTSCHLAND**

Nürburgring, Length: 3629m

Air temperature: 13.29°C

Track temperature: 13.7°C

Weather condition: Wet

DMSB Reg. Nr.: R-14006/23

04 August 2023 09:40:00

Nr	Driver in	Day time in	Time in	Driver out	Day time out	Time out	Reason	Nett Time
99	Bastian Buus	10:24:09.873	44:09.873	Bastian Buus	10:33:21.840	53:21.840		9:11.967
77	Leon Köhler	10:24:11.878	44:11.878	Leon Köhler	10:32:54.945	52:54.945		
88	Horst Felix Felbermayr	10:24:17.170	44:17.170					
66	Adam Smalley	10:24:21.239	44:21.239					
87	Ariel Levi	10:24:27.370	44:27.370	Ariel Levi	10:33:05.467	53:05.467		8:38.097
84	Ahmad Alshehab	10:24:38.645	44:38.645					
68	Tim Stender	10:24:46.340	44:46.340	Tim Stender	10:30:33.220	50:33.220		5:46.880
65	Kai Pfister	10:25:20.699	45:20.699	Kai Pfister	10:28:34.946	48:34.946		3:14.247
22	Matteo Ferrer-Aza	10:25:22.454	45:22.454	Matteo Ferrer-Aza	10:32:04.017	52:04.017		6:41.563
14	Morris Schuring	10:25:47.223	45:47.223	Morris Schuring	10:25:50.180	45:50.180		
14	Morris Schuring	10:25:51.282	45:51.282					
12	Harri Jones	10:28:45.617	48:45.617	Harri Jones	10:29:12.911	49:12.911		27.294
98	Jan Seyffert	10:29:26.677	49:26.677	Jan Seyffert	10:33:11.188	53:11.188		3:44.511
12	Harri Jones	10:30:57.734	50:57.734	Harri Jones	10:31:23.735	51:23.735		26.001
40	Janne Stiak	10:31:55.194	51:55.194	Janne Stiak	10:34:23.344	54:23.344		2:28.150
12	Harri Jones	10:33:07.309	53:07.309	Harri Jones	10:35:00.849	55:00.849		1:53.540
22	Matteo Ferrer-Aza	10:33:52.584	53:52.584	Matteo Ferrer-Aza	10:34:27.194	54:27.194		34.610
87	Ariel Levi	10:34:44.257	54:44.257					
77	Leon Köhler	10:35:58.022	55:58.022					
40	Janne Stiak	10:36:00.496	56:00.496					
22	Matteo Ferrer-Aza	10:36:09.712	56:09.712					
33	Felix Hirsiger	10:36:11.392	56:11.392					
69	Holger Harmsen	10:36:41.328	56:41.328					
19	Harry King	10:36:58.588	56:58.588					
99	Bastian Buus	10:37:14.072	57:14.072					
68	Tim Stender	10:37:18.091	57:18.091					
7	Jasin Ferati	10:37:20.246	57:20.246					
41	Diego Stifter	10:37:51.375	57:51.375					
98	Jan Seyffert	10:38:57.601	58:57.601					
8	Alexander Fach	10:39:05.195	59:05.195	Alexander Fach	10:39:07.993	59:07.993		
8	Alexander Fach	10:39:09.011	59:09.011					
12	Harri Jones	10:39:14.872	59:14.872					
65	Kai Pfister	10:39:26.391	59:26.391					