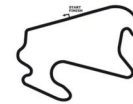


**Test Session 2**  
**Lausitzring**



Reg. Nr.:

**Provisional**

**Result List**

Stewards / Race Management

STEWARD  
STEWARD  
STEWARD  
RACE DIRECTOR  
CLERK OF THE COURSE  
TECHNICAL DELEGATE  
CHIEF TIMEKEEPER

Weather Start/Finish

AIR 28.8°C  
TRACK 38.5°C  
CONDITIONS Dry  
PRESSURE 1005 hPa  
AIR 28.5°C  
TRACK 38.4°C  
CONDITIONS Dry  
PRESSURE 1005 hPa

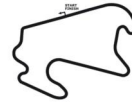
Track Information

GREEN FLAG 15:50:00  
CHEQUERED FLAG 16:35:00  
SAFETY CAR PHASE 0  
FULL COURSE YELLOW PHASE 0  
TRACK NAME Lausitzring  
TRACK LENGTH 3478m  
TURN COUNT 12  
FASTEST LAP: #99. BUS - 1:23.498

STARTED: 27 CLASSIFIED: 27 NOT CLASSIFIED: 0 DISQUALIFIED: 0

Nr.	Drivers	Team	Lap	Best Time	Gap	Diff	Kph	Day Time
Cl.	Car	Competitor						
1	99 B.Buus(DNK) Porsche 911 GT3 Cup	Allied-Racing(DEU)	22	1:23.498			149.9	16:30:20
2	25 L.ten Voorde(NLD) Porsche 911 GT3 Cup	Team GP Elite(NLD)	18	1:23.562	0.064	0.064	149.8	16:28:39
3	12 H.Jones(AUS) Rookie Porsche 911 GT3 Cup	Scherer Sport PHX(DEU)	16	1:23.616	0.118	0.054	149.7	16:17:13
4	24 L.Hartog(NLD) Porsche 911 GT3 Cup	Team GP Elite(NLD)	19	1:23.654	0.156	0.038	149.6	16:29:07
5	14 M.Schuring(NLD) Porsche 911 GT3 Cup	FACH AUTO TECH(CHE)	12	1:23.746	0.248	0.092	149.5	16:11:08
6	28 H.van Eindhoven(NLD) Porsche 911 GT3 Cup	Team GP Elite(NLD)	9	1:23.805	0.307	0.059	149.4	16:05:36
7	8 A.Fach(CHE) Porsche 911 GT3 Cup	FACH AUTO TECH(CHE)	21	1:23.868	0.370	0.063	149.2	16:32:09
8	34 T.Oeverhaus(DEU) Rookie Porsche 911 GT3 Cup	CarTech Motorsport Bonk(DEU)	16	1:23.925	0.427	0.057	149.1	16:20:44
9	87 A.Levi(ISR) Porsche 911 GT3 Cup	TEAM HUBER RACING(AUT)	18	1:23.929	0.431	0.004	149.1	16:28:05
10	27 G.Cordeel(BEL) Rookie Porsche 911 GT3 Cup	GP Elite(NLD)	14	1:23.981	0.483	0.052	149.0	16:14:55
11	19 H.King(GBR) Porsche 911 GT3 Cup	Allied-Racing(DEU)	20	1:24.003	0.505	0.022	149.0	16:30:43
12	13 A.Tauscher(DEU) Porsche 911 GT3 Cup	Huber Racing (AUT)(AUT)	21	1:24.066	0.568	0.063	148.9	16:31:52
13	6 V.Andronaco(DEU) Rookie Porsche 911 GT3 Cup	Allied-Racing(DEU)	19	1:24.070	0.572	0.004	148.9	16:28:38
14	40 J.Stiak(DEU) Rookie Porsche 911 GT3 Cup	ID Racing(DEU)	20	1:24.172	0.674	0.102	148.7	16:25:54
15	77 L.Köhler(DEU) Porsche 911 GT3 Cup	Proton Competition(DEU)	16	1:24.216	0.718	0.044	148.6	16:22:11
16	98 J.Seyffert(DEU) Porsche 911 GT3 Cup	HP Racing International(DEU)	12	1:24.302	0.804	0.086	148.5	16:27:23
17	31 S.Freyruth(DEU) Porsche 911 GT3 Cup	TEAM HUBER RACING(AUT)	5	1:24.495	0.997	0.193	148.1	15:57:46
18	84 A.Alshehab(KUW) ProAm Porsche 911 GT3 Cup	CarTech Motorsport Bonk(DEU)	26	1:24.590	1.092	0.095	148.0	16:35:57
19	22 M.Ferrer-Aza(CHE) Porsche 911 GT3 Cup	Scherer Sport PHX(DEU)	22	1:24.771	1.273	0.181	147.7	16:33:51
20	4 G.Donchev(BGR) ProAm Porsche 911 GT3 Cup	ProfilDoors by Huber Racing(AUT)	19	1:24.857	1.359	0.086	147.5	16:25:06
21	5 S.Spreng(DEU) ProAm Porsche 911 GT3 Cup	GP Elite(NLD)	22	1:24.900	1.402	0.043	147.4	16:31:22

**Test Session 2**  
**Lausitzring**



Reg. Nr.:

**Provisional**

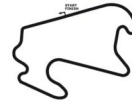
**Result List**

Nr.	Drivers	Team	Lap	Best Time	Gap	Diff	Kph	Day Time
Cl.	Car	Competitor						
22	7 J.Ferati(CHE) Rookie Porsche 911 GT3 Cup	FACH AUTO TECH(CHE)	17	1:25.024	1.526	0.124	147.2	16:20:42
23	44 J.Greif(DEU) Porsche 911 GT3 Cup	ProfilDoors by Huber Racing(AUT)	23	1:25.540	2.042	0.516	146.3	16:35:49
24	68 T.Stender(DEU) Rookie Porsche 911 GT3 Cup	HRT Performance(DEU)	12	1:25.809	2.311	0.269	145.9	16:12:47
25	54 M.Essmann(DEU) ProAm Porsche 911 GT3 Cup	CarTech Motorsport Bonk(DEU)	17	1:25.903	2.405	0.094	145.7	16:18:47
26	65 K.Pfister(DEU) ProAm Porsche 911 GT3 Cup	HRT Performance(DEU) HRT Performance	14	1:26.202	2.704	0.299	145.2	16:17:55
27	69 H.Harmsen(DEU) ProAm Porsche 911 GT3 Cup	HRT Performance(DEU)	27	1:28.257	4.759	2.055	141.8	16:34:26
<b>Did not start</b>								
88	H.Felbermayr(AUT) Rookie Porsche 911 GT3 Cup	Proton Competition(DEU)						

**Subject to final scrutineering!**

Publication time:	Clerk of the Course:	Timekeeper:
-------------------	----------------------	-------------

**Test Session 2**  
**Lausitzring**



Reg. Nr.:

**Provisional**

**Class Result List**

Stewards / Race Management

STEWARD  
STEWARD  
STEWARD  
RACE DIRECTOR  
CLERK OF THE COURSE  
TECHNICAL DELEGATE  
CHIEF TIMEKEEPER

Weather Start/Finish

AIR 28.8°C  
TRACK 38.5°C  
CONDITIONS Dry  
PRESSURE 1005 hPa  
AIR 28.5°C  
TRACK 38.4°C  
CONDITIONS Dry  
PRESSURE 1005 hPa

Track Information

GREEN FLAG 15:50:00  
CHEQUERED FLAG 16:35:00  
SAFETY CAR PHASE 0  
FULL COURSE YELLOW PHASE 0  
TRACK NAME Lausitzring  
TRACK LENGTH 3478m  
TURN COUNT 12  
FASTEST LAP: #99. BUS - 1:23.498

STARTED: 27 CLASSIFIED: 27 NOT CLASSIFIED: 0 DISQUALIFIED: 0

Nr.	Drivers	Team	Lap	Best Time	Gap	Diff	Kph	Day Time
	Car	Competitor						

**CLASS: Rookie**

Started: 7

Classified: 7

Not Classified: 0

1	12	H.Jones(AUS) Porsche 911 GT3 Cup	Scherer Sport PHX(DEU)	16	1:23.616			149.7	16:17:13
2	34	T.Oeverhaus(DEU) Porsche 911 GT3 Cup	CarTech Motorsport Bonk(DEU)	16	1:23.925	0.309	0.309	149.1	16:20:44
3	27	G.Cordeel(BEL) Porsche 911 GT3 Cup	GP Elite(NLD)	14	1:23.981	0.365	0.056	149.0	16:14:55
4	6	V.Andronaco(DEU) Porsche 911 GT3 Cup	Allied-Racing(DEU)	19	1:24.070	0.454	0.089	148.9	16:28:38
5	40	J.Stiak(DEU) Porsche 911 GT3 Cup	ID Racing(DEU)	20	1:24.172	0.556	0.102	148.7	16:25:54
6	7	J.Ferati(CHE) Porsche 911 GT3 Cup	FACH AUTO TECH(CHE)	17	1:25.024	1.408	0.852	147.2	16:20:42
7	68	T.Stender(DEU) Porsche 911 GT3 Cup	HRT Performance(DEU)	12	1:25.809	2.193	0.785	145.9	16:12:47

Did not start

88 H.Felbermayr(AUT)  
Porsche 911 GT3 Cup  
Proton Competition(DEU)

**CLASS: ProAm**

Started: 6

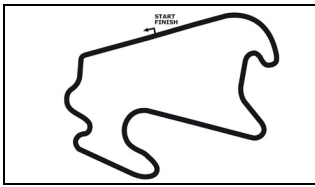
Classified: 6

Not Classified: 0

1	84	A.Alshehab(KUW) Porsche 911 GT3 Cup	CarTech Motorsport Bonk(DEU)	26	1:24.590			148.0	16:35:57
2	4	G.Donchev(BGR) Porsche 911 GT3 Cup	ProfilDoors by Huber Racing(AUT)	19	1:24.857	0.267	0.267	147.5	16:25:06
3	5	S.Spreng(DEU) Porsche 911 GT3 Cup	GP Elite(NLD)	22	1:24.900	0.310	0.043	147.4	16:31:22
4	54	M.Essmann(DEU) Porsche 911 GT3 Cup	CarTech Motorsport Bonk(DEU)	17	1:25.903	1.313	1.003	145.7	16:18:47
5	65	K.Pfister(DEU) Porsche 911 GT3 Cup	HRT Performance(DEU) HRT Performance	14	1:26.202	1.612	0.299	145.2	16:17:55
6	69	H.Harmsen(DEU) Porsche 911 GT3 Cup	HRT Performance(DEU)	27	1:28.257	3.667	2.055	141.8	16:34:26

Subject to final scrutineering!

Publication time:	Clerk of the Course:	Timekeeper:
-------------------	----------------------	-------------



# Porsche Carrera Cup Deutschland Testda

## Top speed list Test Session 2

**PORSCHE**

**CARRERA CUP  
DEUTSCHLAND**

Provisional

Reg. Nr.:

**DMSB**

Lausitzring, Length: 3478m

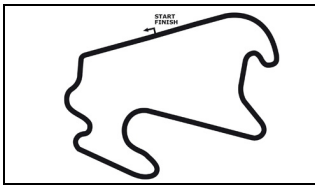
Air temperature: 28.52°C

Track temperature: 38.4°C

Weather condition: Dry

17 August 2023 15:50:00

#	Name (NAT)	Team	Car name	Speed	Lap	Race time
22	Matteo Ferrer-Aza (CHE)	Scherer Sport PHX (DEU)	Porsche 911 GT3 Cup	250.48	13	21:55.216
6	Vincent Andronaco (DEU)	Allied-Racing (DEU)	Porsche 911 GT3 Cup	249.90	20	38:39.339
98	Jan Seyffert (DEU)	HP Racing International (DEU)	Porsche 911 GT3 Cup	249.32	5	8:52.931
87	Ariel Levi (ISR)	TEAM HUBER RACING (AUT)	Porsche 911 GT3 Cup	249.32	11	17:38.294
77	Leon Köhler (DEU)	Proton Competition (DEU)	Porsche 911 GT3 Cup	249.32	10	18:26.867
40	Janne Stiak (DEU)	ID Racing (DEU)	Porsche 911 GT3 Cup	249.32	21	35:55.644
99	Bastian Buus (DNK)	Allied-Racing (DEU)	Porsche 911 GT3 Cup	249.32	25	43:12.041
8	Alexander Fach (CHE)	FACH AUTO TECH (CHE)	Porsche 911 GT3 Cup	249.32	23	43:35.045
14	Morris Schuring (NLD)	FACH AUTO TECH (CHE)	Porsche 911 GT3 Cup	248.75	7	10:25.340
25	Larry ten Voorde (NLD)	Team GP Elite (NLD)	Porsche 911 GT3 Cup	248.75	11	19:08.344
7	Jasin Ferati (CHE)	FACH AUTO TECH (CHE)	Porsche 911 GT3 Cup	248.75	24	43:13.592
19	Harry King (GBR)	Allied-Racing (DEU)	Porsche 911 GT3 Cup	248.17	5	6:45.483
34	Theo Oeverhaus (DEU)	CarTech Motorsport Bonk (DEU)	Porsche 911 GT3 Cup	248.17	5	6:53.394
31	Sebastian Freymuth (DEU)	TEAM HUBER RACING (AUT)	Porsche 911 GT3 Cup	248.17	6	7:47.541
28	Huub van Eijndhoven (NLD)	Team GP Elite (NLD)	Porsche 911 GT3 Cup	248.17	17	28:59.673
12	Harri Jones (AUS)	Scherer Sport PHX (DEU)	Porsche 911 GT3 Cup	248.17	20	36:01.816
84	Ahmad Alshehab (KUW)	CarTech Motorsport Bonk (DEU)	Porsche 911 GT3 Cup	248.17	24	41:35.600
69	Holger Harmsen (DEU)	HRT Performance (DEU)	Porsche 911 GT3 Cup	248.17	27	42:59.293
4	Georgi Donchev (BGR)	ProfilDoors by Huber Racing (AUT)	Porsche 911 GT3 Cup	247.60	21	36:33.919
54	Michael Essmann (DEU)	CarTech Motorsport Bonk (DEU)	Porsche 911 GT3 Cup	247.60	21	37:42.070
24	Loek Hartog (NLD)	Team GP Elite (NLD)	Porsche 911 GT3 Cup	247.60	20	39:09.042
27	Ghislain Cordeel (BEL)	GP Elite (NLD)	Porsche 911 GT3 Cup	247.03	5	6:04.031
13	Alexander Tauscher (DEU)	Huber Racing (AUT) (AUT)	Porsche 911 GT3 Cup	247.03	6	7:41.842
65	Kai Pfister (DEU)	HRT Performance (DEU)	Porsche 911 GT3 Cup	247.03	8	11:00.257
44	Jonas Greif (DEU)	ProfilDoors by Huber Racing (AUT)	Porsche 911 GT3 Cup	247.03	9	19:53.907
68	Tim Stender (DEU)	HRT Performance (DEU)	Porsche 911 GT3 Cup	247.03	20	36:58.328
5	Sören Spreng (DEU)	GP Elite (NLD)	Porsche 911 GT3 Cup	247.03	21	38:31.401



# Porsche Carrera Cup Deutschland Testda

PORSCHE

CARRERA CUP  
DEUTSCHLAND

## Sector List Test Session 2

Provisional

Reg. Nr.:

DMSB

Lausitzring, Length: 3478m

Air temperature: 28.52°C

Track temperature: 38.4°C

Weather condition: Dry

17 August 2023 15:50:00

Lap	Id	Time	SE1	SP1	SE2	SP2	SE3	SP3	TSP	Lap	Id	Time	SE1	SP1	SE2	SP2	SE3	SP3	TSP
<b>4 Donchev, BGR(#1)</b>										<b>theoretical besttime: 1:24.568</b>									
1	0	2:06.242	1:04.827	148	24.796	182	36.619	232		13	0	1:25.430	28.178	173	22.285	215	34.967	235	245
2	0	1:27.793	29.450	171	22.780	201	35.563	236	242	14	0	1:25.124	28.194	174	22.117	216	34.813	235	245
3	0	1:27.602	29.857	173	22.719	212	35.026	235	247	15	0	1:25.449	28.316	173	22.081	216	35.052	235	245
4	0	1:25.681	28.446	173	22.275	214	34.960	235	245	16	0	1:28.758	28.685	173	22.168	216	37.905	57	245
5	0	1:25.853	28.496	173	22.327	214	35.030	236	246	17	0	5:28.291	4:26.369	116	26.377	210	35.545	232	
6	0	1:26.228	28.629	173	22.396	216	35.203	235	246	18	0	1:26.034	28.905	173	22.295	214	34.834	235	242
7	0	1:25.972	28.769	173	22.293	216	34.910	235	245	19	0	<b>1:24.857</b>	<b>28.061</b>	<b>173</b>	22.214	216	<b>34.582</b>	<b>236</b>	<b>245</b>
8	0	1:28.939	29.205	172	22.478	213	37.256	57	245	20	0	1:26.145	28.395	173	22.158	218	35.592	236	247
9	0	4:31.003	3:30.214	128	24.902	198	35.887	233		21	0	1:26.176	28.180	172	22.098	216	35.898	236	<b>247</b>
10	0	1:26.097	28.761	173	22.578	212	34.758	235	243	22	0	1:25.295	28.525	174	<b>21.925</b>	<b>217</b>	34.845	237	246
11	0	1:25.326	28.276	<b>174</b>	22.239	215	34.811	235	245	23	0	1:31.266	28.782	171	23.198	194	39.286	57	247
12	0	1:25.372	28.378	171	22.110	215	34.884	236	245										

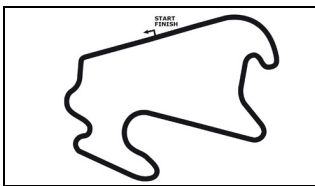
Lap	Id	Time	SE1	SP1	SE2	SP2	SE3	SP3	TSP	Lap	Id	Time	SE1	SP1	SE2	SP2	SE3	SP3	TSP
<b>5 Spreng, DEU(#1)</b>										<b>theoretical besttime: 1:24.798</b>									
1	0	1:51.222	47.622	165	26.298	169	37.302	228		13	0	1:26.251	29.026	173	22.265	216	34.960	236	245
2	0	1:28.528	29.966	172	22.776	212	35.786	233	237	14	0	1:33.907	29.402	173	24.340	210	40.165	58	246
3	0	1:25.963	28.767	174	22.234	216	34.962	234	245	15	0	6:28.498	5:26.160	157	25.230	180	37.108	229	
4	0	1:26.127	28.479	174	22.886	214	34.762	235	245	16	0	1:29.324	30.042	172	23.316	211	35.966	233	240
5	0	1:27.649	29.217	174	22.181	215	36.251	236	245	17	0	1:33.237	28.977	173	23.295	189	40.965	234	243
6	0	1:25.320	28.357	174	22.334	214	34.629	234	246	18	0	1:25.765	28.409	174	22.739	216	34.617	235	244
7	0	1:27.784	28.299	174	23.025	213	36.460	235	245	19	0	1:24.920	28.210	176	22.157	216	34.553	235	245
8	0	1:29.373	28.323	174	22.230	216	38.820	58	245	20	0	1:26.697	29.169	175	22.439	215	35.089	237	246
9	0	5:18.184	4:19.848	171	22.710	214	35.626	235		21	0	1:27.268	29.825	199	<b>22.112</b>	<b>216</b>	35.331	235	<b>247</b>
10	0	1:28.856	31.451	173	22.375	216	35.030	236	245	22	0	<b>1:24.900</b>	28.241	174	22.180	216	<b>34.479</b>	<b>234</b>	<b>246</b>
11	0	1:26.501	28.697	174	22.728	211	35.076	235	245	23	0	1:26.760	<b>28.207</b>	<b>173</b>	22.681	213	35.872	235	245
12	0	1:25.570	28.258	173	22.566	215	34.746	234	246	24	0	1:36.164	28.841	167	24.082	208	43.241	57	245

Lap	Id	Time	SE1	SP1	SE2	SP2	SE3	SP3	TSP	Lap	Id	Time	SE1	SP1	SE2	SP2	SE3	SP3	TSP
<b>6 Andronaco, DEU(#1)</b>										<b>theoretical besttime: 1:23.818</b>									
1	0	2:50.358	1:50.574	169	23.705	208	36.079	232		12	0	1:24.827	28.292	174	<b>21.919</b>	<b>216</b>	34.616	237	247
2	0	1:28.368	31.254	143	22.329	212	34.785	235	242	13	0	1:25.647	28.467	173	22.427	217	34.753	238	248
3	0	1:27.455	30.757	174	22.258	216	34.440	237	245	14	0	1:25.105	28.361	175	22.123	218	34.621	237	248
4	0	1:24.801	28.313	175	21.984	216	34.504	236	247	15	0	1:25.201	28.529	175	22.035	218	34.637	237	248
5	0	1:25.055	28.193	174	22.358	216	34.504	236	247	16	0	1:28.271	28.341	172	22.713	216	37.217	58	247
6	0	1:30.209	33.656	<b>200</b>	22.015	216	34.538	237	247	17	0	5:17.585	4:01.191	87	30.184	153	46.210	187	
7	0	1:24.804	28.218	174	22.128	217	34.458	236	247	18	0	1:30.051	31.635	170	23.494	210	34.922	237	207
8	0	1:25.102	28.186	175	22.313	217	34.603	236	248	19	0	<b>1:24.070</b>	28.037	175	22.007	218	<b>34.026</b>	<b>240</b>	<b>248</b>
9	0	1:28.142	28.425	173	22.245	217	37.472	58	248	20	0	1:35.461	32.552	118	25.744	174	37.165	238	<b>249</b>
10	0	7:26.849	6:21.420	173	28.977	94	36.452	236		21	0	1:24.129	28.084	175	21.945	217	34.100	238	247
11	0	1:25.736	28.400	174	22.150	217	35.186	237	247	22	0	1:27.350	<b>27.873</b>	<b>175</b>	22.573	216	36.904	58	248

Lap	Id	Time	SE1	SP1	SE2	SP2	SE3	SP3	TSP	Lap	Id	Time	SE1	SP1	SE2	SP2	SE3	SP3	TSP
<b>7 Ferati, CHE(#1)</b>										<b>theoretical besttime: 1:24.920</b>									
1	0	1:50.461	48.398	167	24.426	181	37.637	232		14	0	4:42.942	3:43.863	170	23.154	214	35.925	235	
2	0	1:27.853	29.514	172	22.857	213	35.482	235	242	15	0	1:28.221	29.724	170	22.351	217	36.146	236	245
3	0	1:26.326	28.696	174	22.496	216	35.134	235	245	16	0	1:25.925	28.770	174	22.234	216	34.921	237	240
4	0	1:32.594	28.434	174	29.170	216	34.990	237	245	17	0	<b>1:25.024</b>	<b>28.230</b>	<b>175</b>	22.092	217	34.702	236	247
5	0	1:25.883	28.401	173	22.346	216	35.136	236	246	18	0	1:30.982	28.334	175	26.421	121	36.227	238	245
6	0	1:30.774	28.534	174	24.210	171	38.030	237	247	19	0	1:25.698	28.569	174	22.312	219	34.817	236	248
7	0	1:29.157	28.895	173	22.468	216	37.794	58	247	20	0	1:25.330	28.365	174	22.121	218	34.844	236	247
8	0	3:41.236	2:43.675	173	22.377	216	35.184	236		21	0	1:28.839	28.402	174	22.560	215	37.877	58	246
9	0	1:25.542	28.574	172	22.058	218	34.910	237	246	22	0	5:13.722	4:12.506	124	25.710	217	35.506	238	
10	0	1:25.718	28.495	173	22.331	217	34.892	237	247	23	0	1:25.407	28.280	174	22.119	216	35.008	237	248
11	0	1:26.294	28.710	174	22.235	217	35.349	238	246	24	0	1:25.268	28.421	174	<b>21.994</b>	<b>219</b>	34.853	236	<b>248</b>
12	0	1:25.210	28.310	174	22.204	217	<b>34.696</b>	237	248	25	0	1:29.421	32.289	175	22.355	218	34.777	237	247
13	0	1:32.737	32.665	<b>198</b>	22.800	213	37.272	58	247										

Lap	Id	Time	SE1	SP1	SE2	SP2	SE3	SP3	TSP	Lap	Id	Time	SE1	SP1	SE2	SP2	SE3	SP3	TSP
<b>8 Fach, CHE(#1)</b>										<b>theoretical besttime: 1:23.732</b>									
1	0	1:43.720	41.373	135	25.058	162	37.289	225		13	0	7:54.123	6:56.188	115	23.075	214	34.860	234	
2	0	1:29.515	29.743	174	22.868	176	36.904	237	228	14	0	1:24.648	28.091	174	21.957	218	34.600	236	246
3	0	1:26.208	28.593	175	22.309	218	35.306	237	247	15	0	1:24.633	28.133	175	22.054	218	34.446	237	246
4	0	1:24.908	28.204	175	22.109	<b>219</b>	34.595	238	248	16	0	1:28.585	29.543	175	22.028	218	37.014	58	247
5	0	1:28.261	28.399	175	22.344	218	37.518	58	248	17	0	3:32.159	2:31.343	74	25.481	209	35.335	232	





# Porsche Carrera Cup Deutschland Testda

**PORSCHE**

**CARRERA CUP  
DEUTSCHLAND**

## Sector List Test Session 2

Provisional

Reg. Nr.:

**DMSB**

Lausitzring, Length: 3478m

Air temperature: 28.52°C

Track temperature: 38.4°C

Weather condition: Dry

17 August 2023 15:50:00

Lap	Id	Time	SE1	SP1	SE2	SP2	SE3	SP3	TSP	Lap	Id	Time	SE1	SP1	SE2	SP2	SE3	SP3	TSP
6	0	4:36.912	3:39.990	173	22.198	217	34.724	236		18	0	1:27.015	29.031	172	22.704	214	35.280	237	244
7	0	1:26.073	28.367	174	21.997	218	35.709	236	247	19	0	1:24.992	28.199	175	22.053	218	34.740	237	247
8	0	1:25.226	28.440	174	22.217	219	34.569	237	247	20	0	1:24.187	<b>27.800</b>	<b>176</b>	21.864	217	34.523	237	248
9	0	1:26.179	28.107	175	22.867	214	35.205	237	247	21	0	<b>1:23.868</b>	27.816	175	<b>21.771</b>	<b>217</b>	34.281	237	247
10	0	1:25.280	28.446	175	22.015	217	34.819	237	247	22	0	1:23.900	27.829	175	21.910	218	<b>34.161</b>	<b>239</b>	247
11	0	1:24.997	28.222	175	22.144	218	34.631	237	248	23	0	1:30.270	28.141	175	22.693	217	39.436	58	<b>249</b>
12	0	1:27.946	28.541	175	22.166	217	37.239	58	247										

### 12 Jones, AUS(#1)

theoretical besttime: 1:23.543

1	0	2:09.951	1:07.547	128	25.365	169	37.039	233		14	0	1:23.992	27.923	176	21.806	217	34.263	237	247
2	0	1:32.956	29.624	174	24.103	114	39.229	232	244	15	0	1:23.731	27.966	176	<b>21.678</b>	<b>217</b>	34.087	236	247
3	0	1:25.623	28.814	175	22.182	216	34.627	236	243	16	0	<b>1:23.616</b>	<b>27.829</b>	<b>176</b>	21.751	216	<b>34.036</b>	<b>236</b>	247
4	0	1:25.748	28.352	177	22.380	216	35.016	236	246	17	0	1:28.952	28.123	177	22.392	213	38.437	58	247
5	0	1:25.148	28.459	175	22.220	215	34.469	235	247	18	0	5:54.019	4:57.201	174	22.257	216	34.561	235	
6	0	1:24.892	28.413	175	22.009	216	34.470	236	246	19	0	1:24.512	28.245	176	21.868	217	34.399	237	246
7	0	1:25.127	28.530	175	21.974	216	34.623	235	246	20	0	1:24.394	27.869	176	22.113	217	34.412	237	<b>248</b>
8	0	1:25.030	28.377	175	22.021	217	34.632	235	246	21	0	1:26.516	28.156	176	22.042	217	36.318	220	248
9	0	1:25.153	28.207	175	22.024	217	34.922	236	246	22	0	1:26.987	30.485	175	22.093	217	34.409	236	233
10	0	1:36.354	35.116	<b>199</b>	22.643	216	38.595	58	247	23	0	1:24.402	28.073	177	22.030	216	34.299	237	247
11	0	4:45.870	3:42.885	116	25.746	208	37.239	233		24	0	1:24.733	28.141	176	22.000	217	34.592	237	247
12	0	1:30.815	31.193	92	23.649	191	35.973	235	244	25	0	1:24.343	28.038	176	21.944	217	34.361	236	248
13	0	1:28.609	30.105	124	23.645	210	34.859	236	247	26	0	1:24.532	28.090	177	21.949	219	34.493	236	247

### 13 Tauscher, DEU(#1)

theoretical besttime: 1:23.737

1	0	1:56.392	54.366	147	24.387	197	37.639	209		13	0	5:41.290	4:44.202	175	22.217	215	34.871	235	
2	0	1:28.760	30.999	172	22.631	208	35.130	234	213	14	0	1:26.613	29.733	174	22.095	217	34.785	235	246
3	0	1:24.891	28.416	174	21.929	216	34.546	235	245	15	0	1:24.776	28.205	174	21.938	217	34.633	235	245
4	0	1:25.364	28.475	174	22.288	216	34.601	236	246	16	0	1:27.057	28.498	175	21.981	218	36.578	58	245
5	0	1:24.707	28.047	175	21.986	216	34.674	<b>236</b>	246	17	0	5:16.445	4:15.738	160	24.303	197	36.404	213	
6	0	1:25.540	28.472	174	22.628	216	34.440	235	<b>247</b>	18	0	1:31.086	29.874	164	22.611	204	38.601	235	219
7	0	1:26.066	28.341	174	22.271	210	35.454	235	246	19	0	1:24.742	28.615	175	21.983	217	<b>34.144</b>	<b>236</b>	247
8	0	1:26.977	28.225	174	22.136	215	36.616	57	245	20	0	1:24.183	27.922	175	<b>21.779</b>	<b>217</b>	34.482	235	246
9	0	4:36.307	3:39.404	174	22.203	215	34.700	234		21	0	<b>1:24.066</b>	27.819	174	21.868	216	34.379	236	246
10	0	1:24.798	28.271	174	22.076	216	34.451	236	245	22	0	1:24.139	<b>27.814</b>	<b>175</b>	21.879	216	34.446	236	246
11	0	1:24.963	28.336	175	22.001	216	34.626	236	247	23	0	1:24.365	28.219	175	21.814	216	34.332	236	247
12	0	1:27.294	28.000	174	22.695	204	36.599	58	246	24	0	1:30.059	27.932	174	21.916	217	40.211	58	246

### 14 Schuring, NLD(#1)

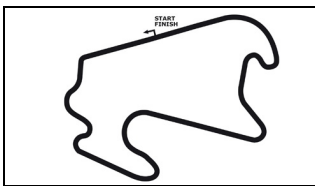
theoretical besttime: 1:23.551

1	0	1:44.973	40.584	140	25.149	163	39.240	58		10	0	1:26.874	28.149	175	22.596	207	36.129	237	247
2	0	2:56.678	1:58.616	173	22.843	183	35.219	237		11	0	1:23.899	27.963	175	21.809	217	<b>34.127</b>	<b>237</b>	248
3	0	1:26.872	28.411	175	22.132	218	36.329	237	248	12	0	<b>1:23.746</b>	<b>27.695</b>	<b>175</b>	21.797	219	34.254	237	248
4	0	1:24.697	28.130	175	21.898	218	34.669	237	248	13	0	1:32.140	32.733	194	22.527	217	36.880	58	247
5	0	1:25.490	28.139	175	22.227	206	35.124	<b>238</b>	248	14	0	7:02.903	6:00.659	156	24.067	192	38.177	215	
6	0	1:24.917	28.010	175	22.015	<b>219</b>	34.892	238	248	15	0	1:37.508	30.967	152	25.164	96	41.377	236	210
7	0	1:27.286	28.214	175	22.015	217	37.057	58	<b>248</b>	16	0	1:24.849	28.164	175	<b>21.729</b>	<b>219</b>	34.956	237	247
8	0	3:33.964	2:31.124	146	25.310	155	37.530	215		17	0	1:24.089	27.912	176	21.739	219	34.438	237	248
9	0	1:28.968	30.033	169	22.788	183	36.147	237	215	18	0	1:28.746	27.911	175	21.761	219	39.074	58	247

### 19 King, GBR(#1)

theoretical besttime: 1:23.769

1	0	2:23.045	1:21.129	166	25.566	149	36.350	222		13	0	1:33.405	30.337	120	22.691	218	40.377	58	248
2	0	1:31.075	29.787	173	22.742	195	38.546	236	234	14	0	4:48.803	3:51.743	172	22.225	214	34.835	236	
3	0	1:25.065	28.492	175	22.003	217	34.570	237	245	15	0	1:25.105	28.365	174	22.111	217	34.629	237	247
4	0	1:24.577	28.152	175	21.924	217	34.501	237	247	16	0	1:34.518	28.766	173	22.448	217	43.304	58	247
5	0	1:25.154	28.329	175	22.134	216	34.691	236	<b>248</b>	17	0	5:17.111	4:18.281	168	23.180	211	35.650	232	
6	0	1:25.001	28.223	175	22.101	217	34.677	237	248	18	0	1:26.840	29.188	173	22.246	210	35.406	237	242
7	0	1:38.320	34.651	173	24.223	213	39.446	58	247	19	0	1:24.242	28.203	176	21.940	218	34.099	238	247
8	0	4:45.511	3:48.667	173	22.162	217	34.682	236		20	0	<b>1:24.003</b>	27.945	176	21.961	218	<b>34.097</b>	<b>237</b>	247
9	0	1:24.660	28.253	176	21.998	217	34.409	237	247	21	0	1:24.035	<b>27.792</b>	<b>176</b>	<b>21.880</b>	<b>217</b>	34.363	237	247
10	0	1:24.456	28.211	176	21.906	217	34.339	237	248	22	0	1:24.013	27.831	176	21.917	218	34.265	238	248
11	0	1:37.645	28.016	175	33.813	194	35.816	238	247	23	0	1:31.333	28.078	173	23.008	195	40.247	58	247
12	0	1:24.697	28.188	174	22.052	218	34.457	<b>238</b>	248										



# Porsche Carrera Cup Deutschland Testda



CARRERA CUP  
DEUTSCHLAND

## Sector List Test Session 2

Provisional

Reg. Nr.:



Lausitzring, Length: 3478m

Air temperature: 28.52°C

Track temperature: 38.4°C

Weather condition: Dry

17 August 2023 15:50:00

Lap Id	Time	SE1	SP1	SE2	SP2	SE3	SP3	TSP	Lap Id	Time	SE1	SP1	SE2	SP2	SE3	SP3	TSP		
<b>22 Ferrer-Aza, CHE(#1)</b>									<b>theoretical besttime: 1:24.736</b>										
1	0	2:12.526	1:08.798	121	25.560	156	38.168	213	13	0	1:31.436	29.693	175	22.831	216	38.912	57	<b>250</b>	
2	0	1:32.431	30.870	171	23.658	151	37.903	234	213	14	0	4:40.456	3:32.485	133	25.224	179	42.747	177	
3	0	1:28.041	29.911	170	22.742	215	35.388	237	244	15	0	1:29.339	31.031	170	22.943	194	35.365	236	172
4	0	1:27.210	28.673	174	23.193	216	35.344	<b>237</b>	247	16	0	1:30.330	28.776	175	24.660	142	36.894	236	246
5	0	1:26.374	28.933	174	22.402	216	35.039	237	248	17	0	1:25.362	28.469	177	<b>22.130</b>	<b>218</b>	34.763	237	246
6	0	1:31.238	29.692	148	24.696	211	36.850	237	248	18	0	1:28.605	29.868	173	22.987	213	35.750	236	248
7	0	1:30.403	29.478	175	22.372	217	38.553	59	244	19	0	1:31.932	29.241	173	22.768	209	39.923	57	247
8	0	4:57.966	3:59.491	171	22.922	216	35.553	236	20	0	5:30.019	4:29.342	168	24.045	175	36.632	236		
9	0	1:26.716	28.995	175	22.653	217	35.068	237	246	21	0	1:25.036	28.337	175	22.186	216	34.513	237	249
10	0	1:26.194	28.731	175	22.544	218	34.919	237	248	22	<b>0</b>	<b>1:24.771</b>	<b>28.202</b>	<b>174</b>	22.165	218	<b>34.404</b>	<b>237</b>	248
11	0	1:28.055	30.401	175	22.384	217	35.270	237	249	23	0	1:33.565	29.587	166	24.154	191	39.824	59	248
12	0	1:26.343	28.821	173	22.489	217	35.033	237	247										

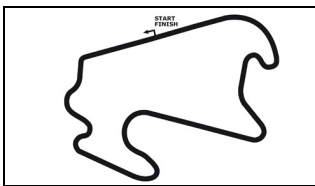
Lap Id	Time	SE1	SP1	SE2	SP2	SE3	SP3	TSP	Lap Id	Time	SE1	SP1	SE2	SP2	SE3	SP3	TSP		
<b>24 Hartog, NLD(#1)</b>									<b>theoretical besttime: 1:23.441</b>										
1	0	1:38.922	38.175	146	24.559	175	36.188	217	11	0	1:23.813	27.846	175	21.867	217	34.100	236	247	
2	0	1:30.549	30.633	172	22.658	192	37.258	234	214	12	0	1:26.761	28.843	174	22.655	214	35.263	235	247
3	0	1:24.984	28.571	174	22.104	216	34.309	235	245	13	0	1:23.855	27.810	174	21.979	217	<b>34.066</b>	<b>236</b>	247
4	0	1:24.677	28.173	175	22.066	216	34.438	236	246	14	0	1:30.223	29.554	165	22.667	215	38.002	58	246
5	0	1:26.325	28.198	175	22.123	215	36.004	235	246	15	0	10:00.820	9:01.704	147	23.353	197	35.763	230	
6	0	1:24.782	28.246	175	22.045	216	34.491	234	246	16	0	1:26.850	28.995	174	22.427	196	35.428	236	240
7	0	1:26.784	28.343	175	22.072	216	36.369	58	245	17	0	1:23.869	27.929	175	21.778	217	34.162	236	246
8	0	4:33.414	3:30.088	129	25.917	154	37.409	229	18	0	1:23.724	<b>27.630</b>	<b>176</b>	21.936	215	34.158	236	247	
9	0	1:28.837	29.922	173	22.645	198	36.270	235	240	19	<b>0</b>	<b>1:23.654</b>	27.814	176	<b>21.745</b>	<b>217</b>	34.095	236	247
10	0	1:24.476	28.092	175	21.924	216	34.460	235	245	20	0	1:30.886	30.736	120	22.827	216	37.323	58	<b>247</b>

Lap Id	Time	SE1	SP1	SE2	SP2	SE3	SP3	TSP	Lap Id	Time	SE1	SP1	SE2	SP2	SE3	SP3	TSP		
<b>25 ten Voorde, NLD(#1)</b>									<b>theoretical besttime: 1:23.520</b>										
1	0	1:37.853	37.192	144	24.231	198	36.430	227	11	0	1:25.208	28.163	175	22.362	216	34.683	236	<b>248</b>	
2	0	1:28.104	30.124	158	22.724	216	35.256	236	217	12	0	1:23.877	27.842	175	21.838	217	34.197	237	246
3	0	1:24.881	28.314	175	22.016	218	34.551	236	247	13	0	1:31.053	29.686	175	22.083	218	39.284	59	248
4	0	1:24.511	28.107	175	22.024	218	34.380	237	247	14	0	9:35.102	8:35.645	157	23.584	195	35.873	230	
5	0	1:25.153	28.221	175	22.351	216	34.581	236	248	15	0	1:26.279	29.182	162	22.405	213	34.692	234	239
6	0	1:24.720	28.185	174	22.030	217	34.505	236	248	16	0	1:23.662	27.810	174	<b>21.806</b>	<b>217</b>	34.046	236	244
7	0	1:28.927	28.296	175	22.059	217	38.572	58	247	17	0	1:23.712	27.787	176	21.852	217	34.073	237	247
8	0	5:54.259	4:53.495	144	24.606	192	36.158	223	18	<b>0</b>	<b>1:23.562</b>	<b>27.772</b>	<b>176</b>	21.848	218	<b>33.942</b>	<b>238</b>	247	
9	0	1:34.169	30.231	173	22.180	214	41.758	236	233	19	0	1:29.870	30.415	175	21.959	217	37.496	58	248
10	0	1:24.053	27.924	175	21.949	217	34.180	237	247										

Lap Id	Time	SE1	SP1	SE2	SP2	SE3	SP3	TSP	Lap Id	Time	SE1	SP1	SE2	SP2	SE3	SP3	TSP		
<b>27 Cordeel, BEL(#1)</b>									<b>theoretical besttime: 1:23.960</b>										
1	0	1:39.320	39.114	127	24.372	173	35.834	224	12	0	1:28.066	29.272	173	22.745	213	36.049	234	242	
2	0	1:32.423	30.543	173	22.802	178	39.078	233	217	13	0	1:24.724	28.193	173	22.036	216	34.495	235	244
3	0	1:25.253	28.555	174	22.119	215	34.579	235	244	14	<b>0</b>	<b>1:23.981</b>	<b>27.832</b>	<b>173</b>	21.839	217	<b>34.310</b>	<b>235</b>	244
4	0	1:25.309	28.321	172	22.501	216	34.487	<b>236</b>	245	15	0	1:31.124	31.851	174	22.681	216	36.592	235	245
5	0	1:26.614	28.405	170	23.119	216	35.090	236	<b>247</b>	16	0	1:27.298	29.110	175	21.898	216	36.290	57	245
6	0	1:28.466	30.339	172	22.478	214	35.649	234	247	17	0	5:24.338	4:22.753	135	25.449	208	36.136	232	
7	0	1:25.164	28.386	173	22.330	215	34.448	235	245	18	0	1:27.186	29.523	172	22.478	214	35.185	234	242
8	0	1:25.278	28.272	172	22.234	214	34.772	234	245	19	0	1:26.821	28.042	175	22.204	216	36.575	235	244
9	0	1:25.156	28.269	173	22.027	216	34.860	234	244	20	0	1:24.935	28.273	176	22.144	216	34.518	235	246
10	0	1:29.157	30.063	168	22.530	215	36.564	58	244	21	0	1:24.204	27.997	175	<b>21.818</b>	<b>217</b>	34.389	234	246
11	0	5:55.766	4:47.782	128	26.200	182	41.784	232	22	0	1:50.537	36.429	84	29.229	152	44.879	57	231	

Lap Id	Time	SE1	SP1	SE2	SP2	SE3	SP3	TSP	Lap Id	Time	SE1	SP1	SE2	SP2	SE3	SP3	TSP		
<b>28 van Eindhoven, NLD(#1)</b>									<b>theoretical besttime: 1:23.710</b>										
1	0	1:38.526	37.718	138	24.491	189	36.317	219	12	0	4:39.997	3:40.832	159	23.128	189	36.037	213		
2	0	1:28.390	30.037	169	23.043	192	35.310	235	228	13	0	1:27.433	29.660	152	22.694	211	35.079	223	219
3	0	1:25.273	28.356	175	22.185	216	34.732	235	245	14	0	1:25.693	28.626	173	22.070	211	34.997	236	234
4	0	1:24.777	28.120	175	22.156	217	34.501	237	247	15	0	1:30.098	32.903	170	22.310	214	34.885	237	246
5	0	1:37.254	36.866	170	22.235	216	38.153	58	247	16	0	1:24.188	27.939	176	21.944	219	34.305	238	247
6	0	3:47.257	2:47.253	151	23.394	190	36.610	200	17	0	1:24.466	28.090	175	22.113	217	34.263	235	<b>248</b>	
7	0	1:26.712	29.723	172	22.278	210	34.711	235	214	18	0	1:24.910	27.855	176	22.366	217	34.689	235	246
8	0	1:24.106	28.007	175	21.851	217	<b>34.248</b>	235	244	19	0	1:31.680	27.963	176	22.567	213	41.150	59	245
9	<b>0</b>	<b>1:23.805</b>	<b>27.717</b>	175	<b>21.745</b>	218	34.343	236	245	20	0	4:26.030	3:25.371	175	24.931	153	35.728	235	
10	0	1:25.945	28.901	176	22.026	217	35.018	236	247	21	0	1:24.272	28.089	175	21.904	218	34.279	237	246





# Porsche Carrera Cup Deutschland Testda

PORSCHE

CARRERA CUP  
DEUTSCHLAND

## Sector List Test Session 2

Provisional

Reg. Nr.:

DMSB

Lausitzring, Length: 3478m

Air temperature: 28.52°C

Track temperature: 38.4°C

Weather condition: Dry

17 August 2023 15:50:00

Lap	Id	Time	SE1	SP1	SE2	SP2	SE3	SP3	TSP	Lap	Id	Time	SE1	SP1	SE2	SP2	SE3	SP3	TSP
11	0	1:28.503	28.021	<b>176</b>	22.383	216	38.099	59	247	22	0	1:26.455	27.993	175	22.237	217	36.225	58	247

### 31 Freymuth, DEU(#1)

theoretical besttime: 1:24.332

1	0	2:00.295	59.496	158	24.841	192	35.958	230		12	0	1:25.350	28.369	174	22.123	217	34.858	237	247
2	0	1:31.306	29.310	170	23.651	168	38.345	235	239	13	0	1:25.634	28.280	173	22.297	216	35.057	238	248
3	0	1:24.930	28.545	174	21.922	217	34.463	236	246	14	0	1:28.516	28.421	171	22.362	217	37.733	58	248
4	0	1:24.794	28.373	173	21.995	217	<b>34.426</b>	237	247	15	0	10:40.587	9:41.146	114	24.079	208	35.362	213	
5	<b>0</b>	<b>1:24.495</b>	28.043	<b>175</b>	22.010	216	34.442	236	247	16	0	1:27.129	29.986	174	22.183	215	34.960	236	211
6	0	1:25.123	28.115	175	22.056	217	34.952	236	<b>248</b>	17	0	1:28.556	28.147	175	23.183	215	37.226	237	246
7	0	1:34.854	35.377	174	22.325	216	37.152	57	247	18	0	1:24.847	28.267	175	21.924	217	34.656	236	247
8	0	3:40.215	2:42.611	174	22.541	216	35.063	236		19	0	1:24.509	28.131	175	<b>21.890</b>	<b>217</b>	34.488	237	245
9	0	1:25.374	28.366	175	22.044	<b>218</b>	34.964	237	247	20	0	1:24.650	28.123	175	21.915	217	34.612	236	247
10	0	1:26.215	29.256	175	22.119	217	34.840	237	247	21	0	1:24.865	<b>28.016</b>	<b>175</b>	21.932	216	34.917	236	247
11	0	1:25.360	28.708	175	22.067	218	34.585	237	248	22	0	1:28.466	28.362	174	22.316	216	37.788	58	247

### 34 Oeverhaus, DEU(#1)

theoretical besttime: 1:23.925

1	0	2:31.757	1:28.817	159	26.245	201	36.695	234		13	0	1:28.091	28.952	175	22.096	216	37.043	58	247
2	0	1:28.369	29.833	173	22.425	215	36.111	235	244	14	0	4:37.167	3:38.710	131	23.103	214	35.354	235	
3	0	1:26.024	28.698	173	22.520	216	34.806	237	245	15	0	1:26.907	28.660	174	22.158	207	36.089	236	245
4	0	1:25.524	28.656	173	22.260	216	34.608	237	247	<b>16</b>	<b>0</b>	<b>1:23.925</b>	<b>27.846</b>	<b>175</b>	<b>21.855</b>	<b>219</b>	<b>34.224</b>	<b>236</b>	246
5	0	1:24.793	28.004	174	22.226	216	34.563	235	<b>248</b>	17	0	1:24.381	27.991	175	22.082	218	34.308	236	246
6	0	1:25.111	28.319	173	22.208	216	34.584	236	245	18	0	1:24.476	28.045	175	21.949	217	34.482	236	245
7	0	1:24.843	28.188	175	22.003	217	34.652	236	247	19	0	1:27.856	28.984	174	22.198	218	36.674	58	246
8	0	1:27.571	28.130	174	22.227	217	37.214	58	245	20	0	6:29.703	5:32.651	173	22.357	216	34.695	235	
9	0	4:57.452	4:00.424	173	22.162	216	34.866	235		21	0	1:25.754	28.136	173	22.274	212	35.344	238	245
10	0	1:25.084	28.302	174	22.115	217	34.667	236	244	22	0	1:25.136	28.589	174	22.063	218	34.484	236	248
11	0	1:24.687	28.040	175	22.058	216	34.589	236	245	23	0	1:24.649	28.024	175	22.058	218	34.567	236	247
12	0	1:27.153	30.073	173	22.158	216	34.922	237	246										

### 40 Stiak, DEU(#1)

theoretical besttime: 1:24.013

1	0	2:13.430	1:10.002	146	25.225	169	38.203	218		12	0	1:29.220	31.961	174	22.541	215	34.718	237	248
2	0	1:29.920	30.684	160	23.045	195	36.191	231	214	13	0	1:25.075	28.226	176	22.063	217	34.786	237	248
3	0	1:26.802	29.335	175	22.265	217	35.202	236	236	14	0	1:31.600	28.709	173	22.432	217	40.459	58	247
4	0	1:27.287	28.370	175	23.241	206	35.676	236	247	15	0	7:19.500	6:19.056	141	24.054	184	36.390	233	
5	0	1:25.200	28.377	175	22.005	218	34.818	237	248	16	0	1:27.717	30.071	170	22.711	199	34.935	236	224
6	0	1:26.454	29.315	175	22.355	217	34.784	236	248	17	0	1:24.602	28.366	175	<b>21.851</b>	<b>219</b>	34.385	237	246
7	0	1:25.188	28.330	175	22.103	218	34.755	236	248	18	0	1:38.871	40.144	165	23.170	215	35.557	237	248
8	0	1:25.291	28.440	174	22.248	217	34.603	236	247	19	0	1:25.536	28.339	176	21.926	219	35.271	238	248
9	0	1:25.805	28.438	175	22.108	218	35.259	236	247	20	<b>0</b>	<b>1:24.172</b>	<b>27.937</b>	<b>176</b>	22.010	219	<b>34.225</b>	<b>239</b>	248
10	0	1:37.087	39.056	173	23.069	216	34.962	238	246	21	0	1:24.536	28.111	176	22.065	218	34.360	237	<b>249</b>
11	0	1:25.177	28.482	<b>176</b>	21.962	217	34.733	238	248	22	0	1:31.702	28.529	174	22.584	211	40.589	58	248

### 44 Greif, DEU(#1)

theoretical besttime: 1:25.439

1	0	1:53.018	44.691	133	26.063	176	42.264	173		13	0	1:27.143	28.718	174	22.917	217	35.508	234	244
2	0	1:40.535	34.846	139	26.517	174	39.172	230	157	14	0	1:26.240	28.442	174	22.849	217	34.949	234	244
3	0	1:31.179	31.916	172	23.362	214	35.901	235	237	15	0	1:26.287	<b>28.418</b>	<b>174</b>	22.920	217	34.949	235	244
4	0	1:39.229	31.683	162	25.937	188	41.609	58	245	16	0	1:26.041	28.540	173	22.501	218	35.000	235	244
5	0	8:41.965	7:39.703	158	25.191	188	37.071	217		17	0	1:32.170	31.112	172	22.680	218	38.378	58	245
6	0	1:31.481	30.359	173	22.966	203	38.156	234	217	18	0	3:38.608	2:39.958	172	22.930	216	35.720	235	
7	0	1:27.092	28.995	173	22.811	214	35.286	235	244	19	0	1:27.182	29.114	173	22.733	218	35.335	236	245
8	0	1:27.681	29.021	174	23.573	215	35.087	236	245	20	0	1:28.866	29.781	174	22.963	216	36.122	236	247
9	0	1:26.379	28.687	173	22.783	216	34.909	235	<b>247</b>	21	0	1:28.055	29.862	174	22.978	216	35.215	234	247
10	0	1:26.028	28.508	173	22.491	217	35.029	235	245	22	0	1:27.239	29.204	167	22.955	217	35.080	236	243
11	0	1:29.736	28.580	174	22.623	216	38.533	58	244	23	<b>0</b>	<b>1:25.540</b>	28.519	174	<b>22.362</b>	<b>218</b>	<b>34.659</b>	<b>237</b>	245
12	0	3:20.992	2:17.643	<b>174</b>	22.759	216	40.590	235											

### 54 Essmann, DEU(#1)

theoretical besttime: 1:25.538

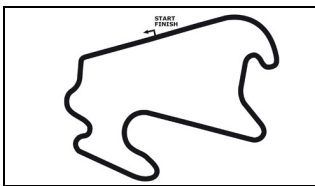
1	0	2:45.585	1:38.563	135	27.096	147	39.926	196		13	0	1:27.335	29.622	173	22.349	217	35.364	236	247
2	0	1:32.768	33.154	169	23.288	211	36.326	201	193	14	0	1:25.959	28.754	173	<b>22.190</b>	<b>216</b>	35.015	237	246
3	0	1:30.107	31.652	171	23.271	213	35.184	235	186	15	0	1:26.354	28.985	174	22.277	217	35.092	237	246
4	0	1:27.520	29.704	172	22.656	214	35.160	234	245	16	0	1:26.274	28.730	174	22.493	216	35.051	236	247
5	0	1:52.183	51.772	123	24.965	193	35.446	235	245	17	<b>0</b>	<b>1:25.903</b>	28.666	175	22.396	216	<b>34.841</b>	<b>236</b>	245

ver: 1.0

Page 4/ 6 printed: 17.8.2023 16:40







# Porsche Carrera Cup Deutschland Testda



CARRERA CUP  
DEUTSCHLAND

## Sector List Test Session 2

Provisional

Reg. Nr.:



Lausitzring, Length: 3478m

Air temperature: 28.52°C

Track temperature: 38.4°C

Weather condition: Dry

17 August 2023 15:50:00

Lap	Id	Time	SE1	SP1	SE2	SP2	SE3	SP3	TSP	Lap	Id	Time	SE1	SP1	SE2	SP2	SE3	SP3	TSP
6	0	1:33.074	34.511	149	23.162	215	35.401	234	245	18	0	1:30.942	<b>28.507</b>	<b>173</b>	22.229	217	40.206	58	246
7	0	1:26.837	29.246	173	22.328	215	35.263	234	244	19	0	5:54.317	4:51.298	168	24.793	118	38.226	238	
8	0	1:28.116	28.981	173	22.388	216	36.747	236	244	20	0	1:28.152	28.923	173	22.750	213	36.479	238	247
9	0	1:26.504	28.959	171	22.412	<b>217</b>	35.133	236	246	21	0	1:31.190	33.269	188	22.625	216	35.296	237	<b>247</b>
10	0	1:26.343	28.657	174	22.473	216	35.213	236	245	22	0	1:27.556	28.915	174	22.973	216	35.668	236	247
11	0	1:30.083	28.917	173	22.347	216	38.819	58	245	23	0	1:29.848	28.581	175	22.493	216	38.774	174	245
12	0	3:35.991	2:35.844	166	23.346	179	36.801	237		24	0	1:35.048	31.169	169	22.640	216	41.239	58	160

### 65 Pfister, DEU(#1)

theoretical besttime: 1:26.055

1	0	1:59.133	48.491	125	28.348	176	42.294	192		14	0	<b>1:26.202</b>	<b>28.648</b>	<b>174</b>	22.541	218	<b>35.013</b>	<b>236</b>	244
2	0	1:36.831	33.311	170	25.456	136	38.064	216	169	15	0	1:26.482	28.680	174	22.600	216	35.202	235	244
3	0	1:30.255	31.254	170	22.993	214	36.008	234	215	16	0	1:27.361	29.502	174	<b>22.394</b>	<b>217</b>	35.465	235	245
4	0	1:28.752	29.294	173	22.925	213	36.533	235	244	17	0	1:38.997	32.166	154	24.804	178	42.027	52	245
5	0	1:27.320	28.905	173	22.813	213	35.602	235	246	18	0	3:09.537	2:03.136	108	25.374	193	41.027	235	
6	0	1:28.532	29.505	172	23.175	216	35.852	<b>236</b>	244	19	0	1:27.248	28.813	173	23.127	214	35.308	235	244
7	0	1:27.701	29.072	173	23.046	215	35.583	235	245	20	0	1:30.063	30.606	173	22.524	217	36.933	235	244
8	0	1:27.627	29.020	174	22.869	213	35.738	234	<b>247</b>	21	0	1:27.016	29.166	173	22.510	216	35.340	235	245
9	0	1:40.098	29.765	173	25.891	166	44.442	58	243	22	0	1:26.797	28.938	174	22.591	216	35.268	236	245
10	0	7:40.236	6:25.699	96	32.194	153	42.343	173		23	0	1:28.311	30.037	174	22.757	214	35.517	235	245
11	0	1:47.598	42.282	98	25.712	118	39.604	230	186	24	0	1:28.278	29.952	174	22.843	217	35.483	234	245
12	0	1:27.431	29.483	171	22.758	214	35.190	235	238	25	0	1:45.173	32.746	132	28.233	170	44.194	58	244
13	0	1:27.024	28.913	174	22.804	215	35.307	234	244										

### 68 Stender, DEU(#1)

theoretical besttime: 1:25.651

1	0	2:26.012	1:23.281	143	24.865	190	37.866	211		14	0	1:26.531	29.116	174	22.480	216	34.935	236	245
2	0	1:30.670	31.251	172	23.221	210	36.198	234	219	15	0	1:29.099	28.876	174	22.490	217	37.733	58	245
3	0	1:28.421	29.523	173	23.028	213	35.870	235	243	16	0	5:21.896	4:23.077	172	22.779	210	36.040	235	
4	0	1:28.930	29.557	165	23.300	213	36.073	237	244	17	0	1:29.115	30.128	174	22.941	215	36.046	237	244
5	0	1:27.375	29.475	174	22.528	216	35.372	236	246	18	0	1:27.458	29.579	171	22.661	214	35.218	237	246
6	0	1:26.614	29.020	171	22.460	215	35.134	<b>237</b>	246	19	0	1:28.829	28.854	175	24.051	201	35.924	236	245
7	0	1:26.536	29.107	174	22.444	216	34.985	<b>234</b>	246	20	0	1:27.204	29.123	175	22.553	216	35.528	235	<b>247</b>
8	0	1:30.545	28.697	175	22.294	216	39.554	58	245	21	0	1:26.369	28.871	175	22.391	218	35.107	236	245
9	0	5:37.543	4:33.699	151	26.181	186	37.663	221		22	0	1:26.476	29.161	176	<b>22.278</b>	<b>216</b>	35.037	236	246
10	0	1:31.928	30.753	156	24.619	187	36.556	234	233	23	0	1:26.560	28.884	175	22.406	215	35.270	236	245
11	0	1:27.116	29.257	171	22.780	214	35.079	235	244	24	0	1:26.526	28.880	175	22.604	217	35.042	237	245
12	0	<b>1:25.809</b>	<b>28.527</b>	175	22.312	217	34.970	235	246	25	0	1:26.268	28.967	175	22.294	218	35.007	236	247
13	0	1:26.174	28.751	175	22.577	217	<b>34.846</b>	237	245										

### 69 Harmsen, DEU(#1)

theoretical besttime: 1:27.948

1	0	2:37.941	1:27.620	134	27.365	173	42.956	209		15	0	1:28.664	30.010	173	22.497	215	36.157	236	246
2	0	1:39.106	33.947	165	25.125	194	40.034	222	203	16	0	1:29.812	30.556	171	22.962	215	36.294	236	246
3	0	1:35.598	32.769	167	24.855	206	37.974	229	232	17	0	1:28.715	30.112	174	<b>22.479</b>	<b>216</b>	36.124	236	246
4	0	1:35.176	31.787	169	23.897	209	39.492	230	239	18	0	1:28.717	29.938	175	22.656	216	36.123	235	245
5	0	1:33.284	31.752	162	23.783	207	37.749	232	240	19	0	1:29.223	30.181	173	22.723	214	36.319	234	244
6	0	1:32.977	30.467	172	24.481	204	38.029	232	243	20	0	1:30.434	31.358	174	23.072	213	36.004	237	243
7	0	1:30.570	30.527	170	23.458	211	36.585	235	242	21	0	1:31.621	30.822	173	24.206	214	36.593	234	244
8	0	1:37.050	30.780	172	23.182	213	43.088	57	244	22	0	1:28.645	<b>29.604</b>	<b>174</b>	22.691	214	36.350	237	244
9	0	3:54.695	2:54.615	167	23.528	213	36.552	235		23	0	1:28.953	29.996	173	22.828	216	36.129	235	246
10	0	1:29.967	30.792	171	22.974	213	36.201	236	244	24	0	1:29.221	30.099	173	22.830	217	36.292	237	246
11	0	1:30.478	30.968	171	23.015	213	36.495	236	244	25	0	1:29.236	29.908	173	22.717	214	36.611	237	246
12	0	1:29.657	30.061	174	22.804	215	36.792	236	245	26	0	1:29.821	29.719	171	23.557	164	36.545	238	247
13	0	1:28.859	30.290	172	22.653	215	35.916	236	246	27	0	<b>1:28.257</b>	29.720	173	22.640	216	35.897	237	<b>248</b>
14	0	1:29.157	29.607	172	23.207	214	36.343	236	245	28	0	1:28.300	29.916	172	22.519	216	<b>35.865</b>	<b>237</b>	247

### 77 Köhler, DEU(#1)

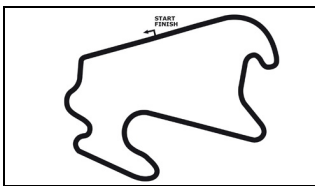
theoretical besttime: 1:24.158

1	0	2:33.130	1:30.739	157	24.863	185	37.528	227		13	0	5:06.368	4:06.072	151	23.864	193	36.432	218	
2	0	1:29.863	29.181	173	23.647	166	37.035	237	240	14	0	1:29.159	30.948	172	22.619	191	35.592	237	214
3	0	1:25.380	28.509	175	22.129	216	34.742	237	247	15	0	1:26.907	28.049	175	22.826	178	36.032	237	247
4	0	1:25.447	28.387	175	22.141	218	34.919	237	248	16	0	<b>1:24.216</b>	28.035	175	<b>21.928</b>	<b>217</b>	<b>34.253</b>	<b>236</b>	248
5	0	1:25.070	28.214	175	21.991	217	34.865	236	248	17	0	1:24.559	<b>27.977</b>	<b>175</b>	22.078	220	34.504	238	247
6	0	1:24.798	28.075	174	22.035	218	34.688	237	247	18	0	1:29.354	28.373	175	22.677	219	38.304	58	248
7	0	1:30.120	28.252	174	22.225	218	39.643	58	248	19	0	4:10.488	3:13.728	174	22.038	218	34.722	237	
8	0	5:42.993	4:45.259	173	22.396	216	35.338	237		20	0	1:25.118	28.296	176	22.042	218	34.780	237	248

ver: 1.0

Page 5/ 6 printed: 17.8.2023 16:40





# Porsche Carrera Cup Deutschland Testda

PORSCHE

CARRERA CUP  
DEUTSCHLAND

## Sector List Test Session 2

Provisional

Reg. Nr.:

DMSB

Lausitzring, Length: 3478m

Air temperature: 28.52°C

Track temperature: 38.4°C

Weather condition: Dry

17 August 2023 15:50:00

Lap	Id	Time	SE1	SP1	SE2	SP2	SE3	SP3	TSP	Lap	Id	Time	SE1	SP1	SE2	SP2	SE3	SP3	TSP
9	0	1:28.354	31.335	<b>190</b>	22.270	218	34.749	238	247	21	0	1:25.344	28.344	174	22.250	218	34.750	238	247
10	0	1:25.604	28.535	176	22.582	218	34.487	238	<b>249</b>	22	0	1:27.173	28.265	175	24.325	219	34.583	238	248
11	0	1:25.130	28.028	175	22.357	218	34.745	<b>238</b>	248	23	0	1:35.231	29.238	174	22.769	201	43.224	58	248
12	0	1:28.094	28.325	175	22.284	217	37.485	58	248										

### 84 Alshehab, KUW(#1)

theoretical besttime: 1:24.339

1	0	2:37.617	1:33.793	138	25.293	188	38.531	216		14	0	1:26.528	29.162	172	22.343	216	35.023	236	246
2	0	1:31.020	31.617	171	23.180	211	36.223	233	213	15	0	1:27.800	30.333	161	22.407	217	35.060	236	246
3	0	1:27.641	29.474	173	22.805	216	35.362	235	243	16	0	1:29.444	28.844	173	22.734	215	37.866	56	245
4	0	1:26.039	28.592	175	22.490	213	34.957	236	245	17	0	5:06.891	4:02.634	111	26.300	157	37.957	192	
5	0	1:30.674	31.676	151	23.303	210	35.695	235	246	18	0	1:34.021	35.069	169	23.092	213	35.860	235	195
6	0	1:25.947	28.826	174	22.162	216	34.959	235	245	19	0	1:38.525	29.576	174	23.302	213	45.647	237	244
7	0	1:26.286	28.732	174	22.392	216	35.162	236	245	20	0	1:29.346	28.988	173	22.692	215	37.666	236	247
8	0	1:25.630	28.472	174	22.185	216	34.973	236	245	21	0	1:27.098	28.498	174	22.295	211	36.305	236	246
9	0	1:30.769	30.087	171	22.650	214	38.032	58	246	22	0	1:24.745	28.134	175	22.286	218	<b>34.325</b>	<b>237</b>	247
10	0	4:16.623	3:18.354	170	22.807	213	35.462	235		23	0	1:31.769	31.191	141	23.897	214	36.681	237	247
11	0	1:25.523	28.389	175	22.368	215	34.766	236	245	24	0	1:25.773	28.089	176	<b>22.010</b>	<b>218</b>	35.674	237	<b>248</b>
12	0	1:27.037	28.788	172	22.905	213	35.344	235	246	25	0	1:32.902	28.126	175	23.366	154	41.410	236	247
13	0	1:26.910	28.385	173	22.548	215	35.977	236	246	26	<b>0</b>	<b>1:24.590</b>	<b>28.004</b>	<b>175</b>	22.032	219	34.554	237	248

### 87 Levi, ISR(#1)

theoretical besttime: 1:23.852

1	0	1:53.948	52.267	148	24.669	186	37.012	225		12	0	5:28.732	4:30.968	172	22.808	216	34.956	236	
2	0	1:28.215	30.413	173	22.645	212	35.157	237	232	13	0	1:24.783	28.246	175	22.086	216	34.451	237	247
3	0	1:25.494	28.535	174	22.257	216	34.702	237	247	14	0	1:24.949	28.231	175	22.002	217	34.716	237	248
4	0	1:25.493	28.357	173	22.473	216	34.663	237	247	15	0	1:29.405	28.305	175	22.043	218	39.057	58	247
5	0	1:25.833	28.423	174	22.132	216	35.278	236	248	16	0	6:18.217	5:12.450	82	27.035	142	38.732	234	
6	0	1:33.462	33.167	170	22.436	216	37.859	58	247	17	0	1:28.295	30.001	173	22.551	196	35.743	237	244
7	0	4:09.553	3:12.576	172	22.334	216	34.643	237		18	<b>0</b>	<b>1:23.929</b>	27.937	175	21.858	218	<b>34.134</b>	<b>238</b>	248
8	0	1:24.918	28.244	175	22.028	217	34.646	236	247	19	0	1:24.232	<b>27.883</b>	<b>176</b>	21.971	219	34.378	238	248
9	0	1:24.898	28.285	175	22.008	218	34.605	237	247	20	0	1:24.211	27.964	176	<b>21.835</b>	<b>218</b>	34.412	238	249
10	0	1:24.776	28.103	175	22.054	217	34.619	<b>240</b>	248	21	0	1:33.129	30.080	172	23.033	203	40.016	58	246
11	0	1:29.794	28.994	174	22.315	216	38.485	58	<b>249</b>										

### 98 Seyffert, DEU(#1)

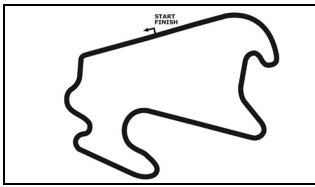
theoretical besttime: 1:24.256

1	0	4:27.951	3:23.808	121	25.540	167	38.603	210		10	0	1:27.224	29.464	161	22.821	203	34.939	232	227
2	0	1:33.173	33.985	104	24.306	208	34.882	234	217	11	0	1:24.865	<b>28.078</b>	<b>176</b>	22.447	216	34.340	237	244
3	0	1:25.333	28.444	175	22.049	<b>217</b>	34.840	237	245	12	<b>0</b>	<b>1:24.302</b>	28.104	176	22.000	217	<b>34.198</b>	<b>236</b>	248
4	0	1:24.761	28.282	175	22.018	217	34.461	237	248	13	0	1:26.960	30.410	159	22.134	217	34.416	238	247
5	0	1:24.795	28.398	176	<b>21.980</b>	217	34.417	237	<b>249</b>	14	0	1:25.391	28.588	176	22.055	217	34.748	238	247
6	0	1:25.155	28.327	175	22.268	217	34.560	237	247	15	0	1:25.308	28.538	176	22.184	217	34.586	237	248
7	0	1:25.218	28.465	173	22.180	216	34.573	237	247	16	0	1:25.201	28.313	176	22.242	215	34.646	237	248
8	0	1:28.092	28.208	176	22.329	216	37.555	57	247	17	0	1:36.738	30.483	119	25.193	193	41.062	53	248
9	0	18:32.240	17:30.166	153	25.439	180	36.635	221											

### 99 Buus, DNK(#1)

theoretical besttime: 1:23.427

1	0	2:20.335	1:14.869	131	28.432	159	37.034	230		14	0	1:25.128	28.300	176	21.999	218	34.829	237	248
2	0	1:28.398	28.990	175	22.198	214	37.210	236	241	15	0	1:27.498	27.984	175	23.884	204	35.630	236	247
3	0	1:24.957	28.195	174	22.064	217	34.698	<b>238</b>	247	16	0	1:24.703	27.982	176	22.160	217	34.561	237	248
4	0	1:31.791	28.230	176	22.462	217	41.099	238	248	17	0	1:24.725	28.107	176	22.013	219	34.605	237	247
5	0	1:24.190	27.897	175	21.894	218	34.399	238	248	18	0	1:28.766	28.684	175	22.148	218	37.934	58	247
6	0	1:26.904	28.009	175	22.421	212	36.474	237	248	19	0	4:03.091	3:03.431	160	23.741	211	35.919	234	
7	0	1:29.012	28.735	174	22.399	215	37.878	58	248	20	0	1:27.252	29.693	173	22.580	210	34.979	237	244
8	0	3:51.857	2:55.271	176	22.003	218	34.583	236		21	0	1:23.622	27.798	176	21.709	219	<b>34.115</b>	<b>238</b>	248
9	0	1:24.980	28.055	176	22.092	216	34.833	237	247	22	<b>0</b>	<b>1:23.498</b>	<b>27.628</b>	<b>177</b>	21.698	219	34.172	238	248
10	0	1:24.352	27.925	175	21.946	218	34.481	237	248	23	0	1:25.138	27.964	177	<b>21.684</b>	<b>219</b>	35.490	238	248
11	0	1:27.887	28.946	176	22.034	218	36.907	58	248	24	0	1:24.996	27.856	176	21.839	218	35.301	238	248
12	0	4:12.665	3:14.002	173	22.635	218	36.028	236		25	0	1:29.605	27.817	176	22.360	215	39.428	58	<b>249</b>
13	0	1:24.588	28.140	175	22.061	217	34.387	238	246										



# Porsche Carrera Cup Deutschland Testda

**PORSCHE**

**CARRERA CUP  
DEUTSCHLAND**

## Pit Stops Test Session 2

Provisional

Reg. Nr.:

**DMSB**

Lausitzring, Length: 3478m

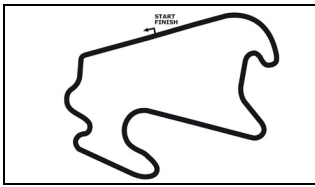
Air temperature: 28.52°C

Track temperature: 38.4°C

Weather condition: Dry

17 August 2023 15:50:00

Nr	Driver in	Day time in	Time in	Driver out	Day time out	Time out	Reason	Nett Time
14	Morris Schuring	15:51:38.390	1:38.390	Morris Schuring	15:53:19.686	3:19.686		1:41.296
44	Jonas Greif	15:56:37.451	6:37.451	Jonas Greif	16:03:57.137	13:57.137		7:19.686
8	Alexander Fach	15:57:26.091	7:26.091	Alexander Fach	16:00:49.112	10:49.112		3:23.021
28	Huub van Eijndhoven	15:57:27.717	7:27.717	Huub van Eijndhoven	15:59:52.706	9:52.706		2:24.989
87	Ariel Levi	15:59:05.844	9:05.844	Ariel Levi	16:01:59.672	11:59.672		2:53.828
25	Larry ten Voorde	16:00:07.632	10:07.632	Larry ten Voorde	16:04:40.240	14:40.240		4:32.608
24	Loek Hartog	16:00:10.502	10:10.502	Loek Hartog	16:03:20.370	13:20.370		3:09.868
7	Jasin Ferati	16:00:36.474	10:36.474	Jasin Ferati	16:03:00.948	13:00.948		2:24.474
31	Sebastian Freymuth	16:00:39.166	10:39.166	Sebastian Freymuth	16:03:04.588	13:04.588		2:25.422
99	Bastian Buus	16:00:59.063	10:59.063	Bastian Buus	16:03:36.566	13:36.566		2:37.503
22	Matteo Ferrer-Aza	16:01:01.754	11:01.754	Matteo Ferrer-Aza	16:04:41.379	14:41.379		3:39.625
19	Harry King	16:01:05.727	11:05.727	Harry King	16:04:36.334	14:36.334		3:30.607
77	Leon Köhler	16:01:07.226	11:07.226	Leon Köhler	16:05:33.445	15:33.445		4:26.219
14	Morris Schuring	16:01:44.385	11:44.385	Morris Schuring	16:03:55.514	13:55.514		2:11.129
13	Alexander Tauscher	16:01:52.073	11:52.073	Alexander Tauscher	16:05:12.481	15:12.481		3:20.408
5	Sören Spreng	16:01:55.404	11:55.404	Sören Spreng	16:05:54.845	15:54.845		3:59.441
4	Georgi Donchev	16:02:07.677	12:07.677	Georgi Donchev	16:05:17.855	15:17.855		3:10.178
34	Theo Oeverhaus	16:02:27.432	12:27.432	Theo Oeverhaus	16:06:09.158	16:09.158		3:41.726
68	Tim Stender	16:02:38.576	12:38.576	Tim Stender	16:06:48.447	16:48.447		4:09.871
69	Holger Harmsen	16:03:34.992	13:34.992	Holger Harmsen	16:06:08.150	16:08.150		2:33.158
65	Kai Pfister	16:03:59.720	13:59.720	Kai Pfister	16:10:01.583	20:01.583		6:01.863
84	Ahmad Alshehab	16:04:15.111	14:15.111	Ahmad Alshehab	16:07:12.813	17:12.813		2:57.702
6	Vincent Andronaco	16:04:17.729	14:17.729	Vincent Andronaco	16:10:21.084	20:21.084		6:03.355
98	Jan Seyffert	16:04:27.841	14:27.841	Jan Seyffert	16:21:37.221	31:37.221		17:09.380
27	Ghislain Cordeel	16:04:35.585	14:35.585	Ghislain Cordeel	16:09:01.832	19:01.832		4:26.247
12	Harri Jones	16:05:09.475	15:09.475	Harri Jones	16:08:30.864	18:30.864		3:21.389
54	Michael Essmann	16:07:52.587	17:52.587	Michael Essmann	16:10:08.806	20:08.806		2:16.219
28	Huub van Eijndhoven	16:08:24.055	18:24.055	Huub van Eijndhoven	16:11:41.879	21:41.879		3:17.824
87	Ariel Levi	16:08:59.872	18:59.872	Ariel Levi	16:13:11.297	23:11.297		4:11.425
99	Bastian Buus	16:09:08.132	19:08.132	Bastian Buus	16:11:58.463	21:58.463		2:50.331
8	Alexander Fach	16:10:38.658	20:38.658	Alexander Fach	16:17:15.241	27:15.241		6:36.583
13	Alexander Tauscher	16:10:45.472	20:45.472	Alexander Tauscher	16:15:12.532	25:12.532		4:27.060
40	Janne Stiak	16:11:07.022	21:07.022	Janne Stiak	16:17:01.973	27:01.973		5:54.951
7	Jasin Ferati	16:11:33.231	21:33.231	Jasin Ferati	16:14:56.770	24:56.770		3:23.539
14	Morris Schuring	16:12:33.951	22:33.951	Morris Schuring	16:18:13.147	28:13.147		5:39.196
77	Leon Köhler	16:12:37.439	22:37.439	Leon Köhler	16:16:22.196	26:22.196		3:44.757
31	Sebastian Freymuth	16:12:55.941	22:55.941	Sebastian Freymuth	16:22:15.271	32:15.271		9:19.330
34	Theo Oeverhaus	16:13:09.911	23:09.911	Theo Oeverhaus	16:16:27.841	26:27.841		3:17.930
19	Harry King	16:13:16.110	23:16.110	Harry King	16:16:49.542	26:49.542		3:33.432
22	Matteo Ferrer-Aza	16:13:18.230	23:18.230	Matteo Ferrer-Aza	16:16:29.793	26:29.793		3:11.563
25	Larry ten Voorde	16:13:20.279	23:20.279	Larry ten Voorde	16:21:33.709	31:33.709		8:13.430
24	Loek Hartog	16:13:21.897	23:21.897	Loek Hartog	16:22:04.063	32:04.063		8:42.166
44	Jonas Greif	16:14:07.797	24:07.797	Jonas Greif	16:16:07.476	26:07.476		1:59.679
5	Sören Spreng	16:14:34.639	24:34.639	Sören Spreng	16:19:36.287	29:36.287		5:01.648



# Porsche Carrera Cup Deutschland Testda

**PORSCHE**

**CARRERA CUP  
DEUTSCHLAND**

## Pit Stops Test Session 2

Provisional

Reg. Nr.:

**DMSB**

Lausitzring, Length: 3478m

Air temperature: 28.52°C

Track temperature: 38.4°C

Weather condition: Dry

17 August 2023 15:50:00

Nr	Driver in	Day time in	Time in	Driver out	Day time out	Time out	Reason	Nett Time
4	Georgi Donchev	16:16:40.244	26:40.244	Georgi Donchev	16:20:44.274	30:44.274		4:04.030
68	Tim Stender	16:17:02.781	27:02.781	Tim Stender	16:21:04.411	31:04.411		4:01.630
84	Ahmad Alshehab	16:17:14.660	27:14.660	Ahmad Alshehab	16:20:55.075	30:55.075		3:40.415
27	Ghislain Cordeel	16:17:46.448	27:46.448	Ghislain Cordeel	16:21:46.770	31:46.770		4:00.322
12	Harri Jones	16:18:34.974	28:34.974	Harri Jones	16:23:15.309	33:15.309		4:40.335
87	Ariel Levi	16:18:47.721	28:47.721	Ariel Levi	16:23:37.667	33:37.667		4:49.946
54	Michael Essmann	16:20:11.339	30:11.339	Michael Essmann	16:24:42.231	34:42.231		4:30.892
6	Vincent Andronaco	16:20:19.398	30:19.398	Vincent Andronaco	16:23:56.119	33:56.119		3:36.721
13	Alexander Tauscher	16:20:45.228	30:45.228	Alexander Tauscher	16:24:40.458	34:40.458		3:55.230
19	Harry King	16:21:04.537	31:04.537	Harry King	16:25:02.910	35:02.910		3:58.373
99	Bastian Buus	16:21:56.175	31:56.175	Bastian Buus	16:24:36.589	34:36.589		2:40.414
65	Kai Pfister	16:22:20.291	32:20.291	Kai Pfister	16:24:03.526	34:03.526		1:43.235
8	Alexander Fach	16:22:50.683	32:50.683	Alexander Fach	16:24:56.722	34:56.722		2:06.039
28	Huub van Eijndhoven	16:23:12.519	33:12.519	Huub van Eijndhoven	16:26:20.047	36:20.047		3:07.528
44	Jonas Greif	16:24:46.644	34:46.644	Jonas Greif	16:27:05.230	37:05.230		2:18.586
34	Theo Oeverhaus	16:24:54.612	34:54.612	Theo Oeverhaus	16:30:10.328	40:10.328		5:15.716
77	Leon Köhler	16:24:58.009	34:58.009	Leon Köhler	16:27:51.832	37:51.832		2:53.823
22	Matteo Ferrer-Aza	16:25:24.339	35:24.339	Matteo Ferrer-Aza	16:29:33.556	39:33.556		4:09.217
14	Morris Schuring	16:25:32.054	35:32.054					
7	Jasin Ferati	16:26:26.150	36:26.150	Jasin Ferati	16:30:18.394	40:18.394		3:52.244
40	Janne Stiak	16:28:43.639	38:43.639					
25	Larry ten Voorde	16:30:02.386	40:02.386					
28	Huub van Eijndhoven	16:30:29.237	40:29.237					
24	Loek Hartog	16:30:31.669	40:31.669					
27	Ghislain Cordeel	16:30:44.475	40:44.475					
4	Georgi Donchev	16:30:48.317	40:48.317					
87	Ariel Levi	16:32:19.759	42:19.759					
6	Vincent Andronaco	16:32:58.030	42:58.030					
54	Michael Essmann	16:33:37.458	43:37.458					
31	Sebastian Freymuth	16:33:39.485	43:39.485					
5	Sören Spreng	16:34:18.100	44:18.100					
99	Bastian Buus	16:34:33.404	44:33.404					
98	Jan Seyffert	16:34:35.500	44:35.500					
19	Harry King	16:34:56.081	44:56.081					
8	Alexander Fach	16:34:57.001	44:57.001					
77	Leon Köhler	16:35:01.369	45:01.369					
22	Matteo Ferrer-Aza	16:35:17.936	45:17.936					
65	Kai Pfister	16:36:03.462	46:03.462					
13	Alexander Tauscher	16:36:04.330	46:04.330					