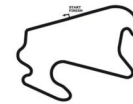


**Test Session 3
Lausitzring**



Reg. Nr.:

Provisional

Result List

Stewards / Race Management

STEWARD
STEWARD
STEWARD
RACE DIRECTOR
CLERK OF THE COURSE
TECHNICAL DELEGATE
CHIEF TIMEKEEPER

Weather Start/Finish

AIR 27.9°C
TRACK 35.5°C
CONDITIONS Dry
PRESSURE 1005 hPa
AIR 27.2°C
TRACK 33.9°C
CONDITIONS Dry
PRESSURE 1005 hPa

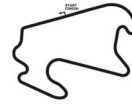
Track Information

GREEN FLAG 18:15:00
CHEQUERED FLAG 18:55:00
SAFETY CAR PHASE 0
FULL COURSE YELLOW PHASE 0
TRACK NAME Lausitzring
TRACK LENGTH 3478m
TURN COUNT 12
FASTEST LAP: #12. JON - 1:24.051

STARTED: 28 CLASSIFIED: 28 NOT CLASSIFIED: 0 DISQUALIFIED: 0

Nr.	Drivers	Team	Lap	Best Time	Gap	Diff	Kph	Day Time
Cl.	Car	Competitor						
1	12 H.Jones(AUS) Rookie Porsche 911 GT3 Cup	Scherer Sport PHX(DEU)	22	1:24.051			148.9	18:49:45
2	25 L.ten Voorde(NLD) Porsche 911 GT3 Cup	Team GP Elite(NLD)	21	1:24.138	0.087	0.087	148.8	18:55:56
3	14 M.Schuring(NLD) Porsche 911 GT3 Cup	FACH AUTO TECH(CHE)	17	1:24.159	0.108	0.021	148.7	18:42:02
4	13 A.Tauscher(DEU) Porsche 911 GT3 Cup	Huber Racing (AUT)(AUT)	19	1:24.169	0.118	0.010	148.7	18:52:26
5	99 B.Buus(DNK) Porsche 911 GT3 Cup	Allied-Racing(DEU)	20	1:24.188	0.137	0.019	148.7	18:50:36
6	34 T.Oeverhaus(DEU) Rookie Porsche 911 GT3 Cup	CarTech Motorsport Bonk(DEU)	20	1:24.224	0.173	0.036	148.6	18:50:00
7	6 V.Andronaco(DEU) Rookie Porsche 911 GT3 Cup	Allied-Racing(DEU)	14	1:24.229	0.178	0.005	148.6	18:41:41
8	19 H.King(GBR) Porsche 911 GT3 Cup	Allied-Racing(DEU)	16	1:24.255	0.204	0.026	148.6	18:45:14
9	77 L.Köhler(DEU) Porsche 911 GT3 Cup	Proton Competition(DEU)	18	1:24.255	0.204		148.6	18:50:10
10	24 L.Hartog(NLD) Porsche 911 GT3 Cup	Team GP Elite(NLD)	22	1:24.282	0.231	0.027	148.5	18:52:15
11	87 A.Levi(ISR) Porsche 911 GT3 Cup	TEAM HUBER RACING(AUT)	18	1:24.399	0.348	0.117	148.3	18:55:12
12	27 G.Cordeel(BEL) Rookie Porsche 911 GT3 Cup	GP Elite(NLD)	10	1:24.439	0.388	0.040	148.2	18:32:30
13	84 A.Alshehab(KUW) ProAm Porsche 911 GT3 Cup	CarTech Motorsport Bonk(DEU)	21	1:24.464	0.413	0.025	148.2	18:53:15
14	8 A.Fach(CHE) Porsche 911 GT3 Cup	FACH AUTO TECH(CHE)	19	1:24.547	0.496	0.083	148.0	18:46:46
15	40 J.Stiak(DEU) Rookie Porsche 911 GT3 Cup	ID Racing(DEU)	22	1:24.569	0.518	0.022	148.0	18:51:56
16	7 J.Ferati(CHE) Rookie Porsche 911 GT3 Cup	FACH AUTO TECH(CHE)	16	1:24.749	0.698	0.180	147.7	18:43:38
17	28 H.van Eindhoven(NLD) Porsche 911 GT3 Cup	Team GP Elite(NLD)	17	1:24.915	0.864	0.166	147.4	18:39:38
18	44 J.Greif(DEU) Porsche 911 GT3 Cup	ProfilDoors by Huber Racing(AUT)	23	1:24.940	0.889	0.025	147.4	18:56:03
19	5 S.Spreng(DEU) ProAm Porsche 911 GT3 Cup	GP Elite(NLD)	19	1:25.081	1.030	0.141	147.1	18:48:28
20	88 H.Felbermayr(AUT) Rookie Porsche 911 GT3 Cup	Proton Competition(DEU)	21	1:25.105	1.054	0.024	147.1	18:52:52
21	22 M.Ferrer-Aza(CHE) Porsche 911 GT3 Cup	Scherer Sport PHX(DEU)	22	1:25.127	1.076	0.022	147.0	18:54:03

**Test Session 3
Lausitzring**



Reg. Nr.:

Provisional

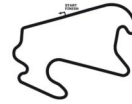
Result List

Nr.	Drivers	Team	Lap	Best Time	Gap	Diff	Kph	Day Time
Cl.	Car	Competitor						
22	31 S.Frey muth(DEU) Porsche 911 GT3 Cup	TEAM HUBER RACING(AUT)	13	1:25.193	1.142	0.066	146.9	18:52:05
23	54 M.Ess mann(DEU) ProAm Porsche 911 GT3 Cup	CarTech Motorsport Bonk(DEU)	23	1:25.285	1.234	0.092	146.8	18:56:25
24	4 G.Don chev(BGR) ProAm Porsche 911 GT3 Cup	ProfilDoors by Huber Racing(AUT)	13	1:25.401	1.350	0.116	146.6	18:38:31
25	98 J.Sey ffert(DEU) Porsche 911 GT3 Cup	HP Racing International(DEU)	19	1:25.494	1.443	0.093	146.4	18:43:47
26	68 T.Ste nder(DEU) Rookie Porsche 911 GT3 Cup	HRT Performance(DEU)	20	1:25.501	1.450	0.007	146.4	18:52:18
27	65 K.Pfi ster(DEU) ProAm Porsche 911 GT3 Cup	HRT Performance(DEU) HRT Performance	7	1:26.995	2.944	1.494	143.9	18:26:12
28	69 H.Har msen(DEU) ProAm Porsche 911 GT3 Cup	HRT Performance(DEU)	14	1:27.613	3.562	0.618	142.9	18:40:09

Subject to final scrutineering!

Publication time:	Clerk of the Course:	Timekeeper:
-------------------	----------------------	-------------

**Test Session 3
Lausitzring**



Reg. Nr.:

Provisional

Class Result List

Stewards / Race Management

STEWARD
STEWARD
STEWARD
RACE DIRECTOR
CLERK OF THE COURSE
TECHNICAL DELEGATE
CHIEF TIMEKEEPER

Weather Start/Finish

AIR 27.9°C
TRACK 35.5°C
CONDITIONS Dry
PRESSURE 1005 hPa
AIR 27.2°C
TRACK 33.9°C
CONDITIONS Dry
PRESSURE 1005 hPa

Track Information

GREEN FLAG 18:15:00
CHEQUERED FLAG 18:55:00
SAFETY CAR PHASE 0
FULL COURSE YELLOW PHASE 0
TRACK NAME Lausitzring
TRACK LENGTH 3478m
TURN COUNT 12
FASTEST LAP: #12. JON - 1:24.051

STARTED: 28 CLASSIFIED: 28 NOT CLASSIFIED: 0 DISQUALIFIED: 0

Nr.	Drivers	Team	Lap	Best Time	Gap	Diff	Kph	Day Time
	Car	Competitor						

CLASS: Rookie

Started: 8

Classified: 8

Not Classified: 0

1	12	H.Jones(AUS) Porsche 911 GT3 Cup	Scherer Sport PHX(DEU)	22	1:24.051			148.9	18:49:45
2	34	T.Oeverhaus(DEU) Porsche 911 GT3 Cup	CarTech Motorsport Bonk(DEU)	20	1:24.224	0.173	0.173	148.6	18:50:00
3	6	V.Andronaco(DEU) Porsche 911 GT3 Cup	Allied-Racing(DEU)	14	1:24.229	0.178	0.005	148.6	18:41:41
4	27	G.Cordeel(BEL) Porsche 911 GT3 Cup	GP Elite(NLD)	10	1:24.439	0.388	0.210	148.2	18:32:30
5	40	J.Stiak(DEU) Porsche 911 GT3 Cup	ID Racing(DEU)	22	1:24.569	0.518	0.130	148.0	18:51:56
6	7	J.Ferati(CHE) Porsche 911 GT3 Cup	FACH AUTO TECH(CHE)	16	1:24.749	0.698	0.180	147.7	18:43:38
7	88	H.Felbermayr(AUT) Porsche 911 GT3 Cup	Proton Competition(DEU)	21	1:25.105	1.054	0.356	147.1	18:52:52
8	68	T.Stender(DEU) Porsche 911 GT3 Cup	HRT Performance(DEU)	20	1:25.501	1.450	0.396	146.4	18:52:18

CLASS: ProAm

Started: 6

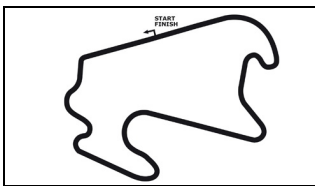
Classified: 6

Not Classified: 0

1	84	A.Alshehab(KUW) Porsche 911 GT3 Cup	CarTech Motorsport Bonk(DEU)	21	1:24.464			148.2	18:53:15
2	5	S.Spreng(DEU) Porsche 911 GT3 Cup	GP Elite(NLD)	19	1:25.081	0.617	0.617	147.1	18:48:28
3	54	M.Essmann(DEU) Porsche 911 GT3 Cup	CarTech Motorsport Bonk(DEU)	23	1:25.285	0.821	0.204	146.8	18:56:25
4	4	G.Donchev(BGR) Porsche 911 GT3 Cup	ProfilDoors by Huber Racing(AUT)	13	1:25.401	0.937	0.116	146.6	18:38:31
5	65	K.Pfister(DEU) Porsche 911 GT3 Cup	HRT Performance(DEU) HRT Performance	7	1:26.995	2.531	1.594	143.9	18:26:12
6	69	H.Harmsen(DEU) Porsche 911 GT3 Cup	HRT Performance(DEU)	14	1:27.613	3.149	0.618	142.9	18:40:09

Subject to final scrutineering!

Publication time:	Clerk of the Course:	Timekeeper:
-------------------	----------------------	-------------



Porsche Carrera Cup Deutschland Testda

PORSCHE

CARRERA CUP
DEUTSCHLAND

Sector List Test Session 3

Provisional

Reg. Nr.:

DMSB

Lausitzring, Length: 3478m

Air temperature: 27.16°C

Track temperature: 33.8°C

Weather condition: Dry

17 August 2023 18:15:00

Lap	Id	Time	SE1	SP1	SE2	SP2	SE3	SP3	TSP	Lap	Id	Time	SE1	SP1	SE2	SP2	SE3	SP3	TSP
4 Donchev, BGR(#1)										theoretical besttime: 1:25.260									
1	0	1:54.899	50.688	125	25.555	155	38.656	230		13	0	1:25.401	28.348	174	22.263	216	34.790	236	247
2	0	1:35.861	29.241	160	24.872	162	41.748	182	242	14	0	1:25.628	28.428	174	22.246	216	34.954	235	247
3	0	1:39.206	32.592	169	25.850	178	40.764	231	200	15	0	1:26.043	28.730	170	22.312	215	35.001	236	245
4	0	1:28.865	31.063	171	22.710	214	35.092	235	243	16	0	1:31.660	29.893	172	23.105	215	38.662	58	245
5	0	1:26.080	28.670	173	22.318	214	35.092	235	246	17	0	2:54.734	1:53.212	107	25.263	174	36.259	231	
6	0	1:28.023	28.621	173	22.312	216	37.090	236	245	18	0	1:27.285	29.423	171	22.571	204	35.291	234	241
7	0	1:26.225	28.517	174	22.270	216	35.438	236	246	19	0	1:25.840	28.603	174	22.379	216	34.858	236	245
8	0	1:29.847	28.611	173	22.372	214	38.864	58	247	20	0	1:25.409	28.404	175	22.122	216	34.883	235	245
9	0	5:10.317	4:07.958	153	24.200	185	38.159	232		21	0	1:25.727	28.579	174	22.235	215	34.913	236	246
10	0	1:27.577	29.784	173	22.765	214	35.028	235	243	22	0	1:25.602	28.445	173	22.280	216	34.877	234	246
11	0	1:32.341	31.854	139	23.912	210	36.575	237	246	23	0	1:25.743	28.519	174	22.270	216	34.954	236	245
12	0	1:26.004	28.495	173	22.350	216	35.159	236	247	24	0	1:25.519	28.440	173	22.194	216	34.885	235	247

Lap	Id	Time	SE1	SP1	SE2	SP2	SE3	SP3	TSP	Lap	Id	Time	SE1	SP1	SE2	SP2	SE3	SP3	TSP
5 Spreng, DEU(#1)										theoretical besttime: 1:24.973									
1	0	1:43.564	40.973	166	24.948	174	37.643	231		13	0	1:25.672	28.523	174	22.470	213	34.679	234	245
2	0	1:30.295	29.699	172	23.322	205	37.274	230	242	14	0	1:25.527	28.338	174	22.244	216	34.945	234	245
3	0	1:29.879	31.421	172	23.081	215	35.377	235	241	15	0	1:33.993	32.428	173	22.617	213	38.948	58	245
4	0	1:28.534	31.178	173	22.424	216	34.932	234	245	16	0	4:12.902	3:13.444	128	23.746	213	35.712	233	
5	0	1:26.253	28.612	175	22.772	210	34.869	234	244	17	0	1:27.641	29.519	173	22.979	210	35.143	234	243
6	0	1:25.930	28.490	174	22.463	216	34.977	234	244	18	0	1:26.133	29.029	173	22.326	215	34.778	234	244
7	0	1:25.700	28.601	174	22.343	216	34.756	235	245	19	0	1:25.081	28.446	174	22.125	216	34.510	235	245
8	0	1:32.363	28.697	175	23.593	214	40.073	58	245	20	0	1:25.626	28.829	174	22.183	216	34.614	236	245
9	0	4:09.208	3:11.712	173	22.517	214	34.979	234		21	0	1:25.440	28.454	175	22.275	217	34.711	235	245
10	0	1:25.756	28.683	173	22.304	215	34.769	235	244	22	0	1:26.949	28.370	175	23.131	216	35.448	236	245
11	0	1:27.597	30.271	200	22.450	214	34.876	235	245	23	0	1:33.575	28.359	175	25.972	213	39.244	58	245
12	0	1:26.378	29.277	173	22.387	216	34.714	235	245										

Lap	Id	Time	SE1	SP1	SE2	SP2	SE3	SP3	TSP	Lap	Id	Time	SE1	SP1	SE2	SP2	SE3	SP3	TSP
6 Andronaco, DEU(#1)										theoretical besttime: 1:24.210									
1	0	2:05.592	1:02.445	145	24.805	189	38.342	232		12	0	1:30.739	28.986	171	22.407	206	39.346	236	246
2	0	1:34.588	29.485	173	23.852	162	41.251	237	244	13	0	1:24.381	28.108	175	22.045	216	34.228	237	247
3	0	1:30.194	30.889	169	22.938	198	36.367	237	248	14	0	1:24.229	28.065	176	21.960	216	34.204	238	248
4	0	1:26.223	29.000	174	22.250	216	34.973	237	248	15	0	1:25.483	28.259	175	22.009	217	35.215	236	248
5	0	1:25.387	28.216	174	22.391	209	34.780	237	247	16	0	1:24.570	28.278	175	21.941	218	34.351	237	247
6	0	1:25.255	28.484	174	22.210	217	34.561	237	247	17	0	1:24.696	28.210	175	21.998	216	34.488	238	247
7	0	1:25.356	28.567	175	22.223	217	34.566	237	248	18	0	1:26.385	28.280	175	22.204	217	35.901	58	248
8	0	1:24.794	28.222	175	22.135	217	34.437	237	247	19	0	4:39.755	3:41.793	103	22.942	216	35.020	237	
9	0	1:27.826	28.371	175	22.245	216	37.210	58	247	20	0	1:25.482	28.306	176	22.625	215	34.551	237	247
10	0	7:09.715	5:58.414	145	33.297	167	38.004	221		21	0	1:24.755	28.304	175	22.058	216	34.393	237	247
11	0	1:27.206	29.859	172	22.567	208	34.780	237	234	22	0	1:25.150	28.341	176	22.315	216	34.494	237	248

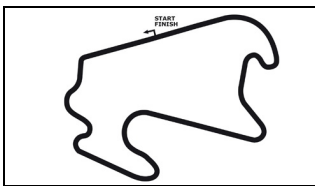
Lap	Id	Time	SE1	SP1	SE2	SP2	SE3	SP3	TSP	Lap	Id	Time	SE1	SP1	SE2	SP2	SE3	SP3	TSP
7 Ferati, CHE(#1)										theoretical besttime: 1:24.685									
1	0	1:45.427	42.934	136	25.439	163	37.054	234		12	0	1:28.818	30.343	171	23.070	213	35.405	234	221
2	0	1:28.908	30.013	173	23.095	214	35.800	234	219	13	0	1:25.283	28.405	174	22.241	216	34.637	236	244
3	0	1:28.814	30.108	171	23.229	216	35.477	236	244	14	0	1:25.005	28.273	175	22.094	217	34.638	236	245
4	0	1:35.519	35.286	178	22.604	216	37.629	58	246	15	0	1:24.761	28.211	175	22.057	217	34.493	235	246
5	0	3:16.913	2:19.329	172	22.591	215	34.993	237		16	0	1:24.749	28.180	174	22.012	217	34.557	236	246
6	0	1:26.302	28.657	174	22.509	215	35.136	236	248	17	0	1:29.579	29.438	174	22.403	218	37.738	57	247
7	0	1:25.600	28.419	174	22.292	216	34.889	236	248	18	0	4:39.392	3:39.343	172	25.057	214	34.992	236	
8	0	1:25.745	28.435	174	22.340	217	34.970	237	247	19	0	1:26.188	28.727	169	22.245	217	35.216	236	246
9	0	1:29.815	31.672	118	23.126	218	35.017	237	239	20	0	1:35.190	31.776	200	27.314	210	36.100	237	247
10	0	1:28.706	28.398	174	22.251	217	38.057	57	247	21	0	1:25.568	28.642	174	22.235	218	34.691	236	247
11	0	4:37.489	3:33.691	143	26.077	165	37.721	217		22	0	1:31.561	28.379	173	22.226	216	40.956	57	247

Lap	Id	Time	SE1	SP1	SE2	SP2	SE3	SP3	TSP	Lap	Id	Time	SE1	SP1	SE2	SP2	SE3	SP3	TSP
8 Fach, CHE(#1)										theoretical besttime: 1:24.463									
1	0	1:47.308	45.230	148	24.744	164	37.334	227		14	0	1:25.096	28.417	175	22.088	217	34.591	237	248
2	0	1:31.637	30.101	167	23.212	201	38.324	58	239	15	0	1:28.763	28.201	175	22.134	218	38.428	58	248
3	0	1:59.516	1:00.609	173	22.646	216	36.261	236		16	0	4:56.924	3:54.712	110	27.101	210	35.111	235	
4	0	1:28.083	30.235	174	22.699	215	35.149	237	247	17	0	1:25.907	28.897	174	22.246	213	34.764	236	245
5	0	1:27.375	28.813	175	22.374	217	36.188	237	247	18	0	1:25.066	28.443	175	22.042	217	34.581	237	247
6	0	1:26.106	29.099	174	22.355	216	34.652	238	247	19	0	1:24.547	28.041	175	21.939	218	34.567	237	248
7	0	1:25.758	28.481	175	22.129	217	35.148	237	248	20	0	1:25.095	28.141	175	21.931	219	35.023	238	248

ver: 1.0

Page 1/7 printed: 17.8.2023 18:58





Porsche Carrera Cup Deutschland Testda

PORSCHE

Sector List Test Session 3

CARRERA CUP
DEUTSCHLAND

Provisional

Reg. Nr.:

DMSB

Lausitzring, Length: 3478m

Air temperature: 27.16°C

Track temperature: 33.8°C

Weather condition: Dry

17 August 2023 18:15:00

Lap	Id	Time	SE1	SP1	SE2	SP2	SE3	SP3	TSP	Lap	Id	Time	SE1	SP1	SE2	SP2	SE3	SP3	TSP
8	0	1:24.916	28.188	175	22.142	217	34.586	237	247	21	0	1:24.824	28.104	176	21.918	219	34.802	238	248
9	0	1:25.024	28.055	175	22.168	217	34.801	237	247	22	0	1:27.513	29.010	175	22.329	217	36.174	239	249
10	0	1:25.342	28.377	175	22.279	216	34.686	237	248	23	0	1:25.564	28.188	175	22.351	218	35.025	238	249
11	0	1:24.742	28.146	175	22.092	217	34.504	237	247	24	0	1:25.533	28.196	176	22.191	217	35.146	238	248
12	0	1:29.062	31.789	199	22.489	216	34.784	237	247	25	0	1:25.131	28.063	177	22.101	219	34.967	237	248
13	0	1:25.016	28.264	175	22.096	217	34.656	237	247										

12 Jones, AUS(#1)

theoretical besttime: 1:23.932

1	0	2:09.535	1:07.670	170	24.116	210	37.749	231		14	0	1:25.612	28.597	175	22.087	217	34.928	238	248
2	0	1:29.455	29.626	174	22.416	215	37.413	235	241	15	0	1:25.137	28.579	175	22.142	216	34.416	237	247
3	0	1:27.862	29.114	174	22.901	214	35.847	236	246	16	0	1:24.860	28.180	176	22.116	217	34.564	237	248
4	0	1:25.747	28.640	175	22.348	217	34.759	235	247	17	0	1:24.791	28.179	176	22.091	217	34.521	235	248
5	0	1:25.419	28.493	175	22.195	216	34.731	236	247	18	0	1:27.312	28.655	175	22.120	216	36.537	58	246
6	0	1:24.921	28.327	175	22.126	217	34.468	237	247	19	0	4:03.130	3:03.621	171	23.268	214	36.241	234	
7	0	1:25.131	28.463	175	22.161	217	34.507	236	247	20	0	1:26.678	29.364	175	22.337	215	34.977	235	245
8	0	1:24.933	28.297	174	22.074	216	34.562	235	247	21	0	1:24.634	28.174	177	22.081	217	34.379	235	245
9	0	1:25.076	28.355	175	22.129	216	34.592	235	246	22	0	1:24.051	27.833	176	21.827	217	34.391	235	247
10	0	1:24.887	28.275	175	22.109	216	34.503	236	246	23	0	1:24.124	27.987	177	21.865	217	34.272	236	247
11	0	1:25.053	28.327	175	22.104	217	34.622	236	246	24	0	1:24.935	28.021	177	22.541	217	34.373	237	247
12	0	1:25.389	28.275	176	22.571	216	34.543	237	247	25	0	1:24.161	27.956	174	21.852	218	34.353	236	247
13	0	1:25.520	28.624	175	22.251	214	34.645	236	248	26	0	1:40.185	35.290	179	23.263	209	41.632	52	246

13 Tauscher, DEU(#1)

theoretical besttime: 1:24.097

1	0	1:59.991	55.083	115	26.627	164	38.281	197		12	0	1:25.116	28.475	175	22.122	217	34.519	237	248
2	0	1:32.670	31.750	159	24.199	159	36.721	155	205	13	0	1:27.830	28.498	175	22.043	217	37.289	58	247
3	0	1:40.982	32.201	106	30.020	137	38.761	228	183	14	0	4:59.302	3:54.465	140	26.866	165	37.971	215	
4	0	1:38.272	32.835	123	27.914	179	37.523	233	160	15	0	1:37.404	30.633	164	22.973	206	43.798	234	223
5	0	1:26.616	28.737	174	23.054	216	34.825	236	244	16	0	1:32.890	28.329	175	25.588	83	38.973	236	245
6	0	1:25.754	28.294	174	22.187	217	35.273	236	245	17	0	1:24.463	28.165	175	21.898	219	34.400	237	247
7	0	1:25.192	28.281	174	22.205	217	34.706	237	247	18	0	1:27.211	28.530	176	22.686	212	35.995	237	248
8	0	1:27.398	28.285	174	22.126	216	36.987	58	247	19	0	1:24.169	27.971	175	21.970	218	34.228	237	247
9	0	6:38.894	5:41.968	173	22.237	215	34.689	235		20	0	1:24.875	28.087	177	22.230	218	34.558	238	248
10	0	1:27.523	29.300	176	22.619	215	35.604	235	247	21	0	1:33.231	28.170	175	25.350	130	39.711	237	248
11	0	1:24.574	28.080	174	21.999	217	34.495	237	247										

14 Schuring, NLD(#1)

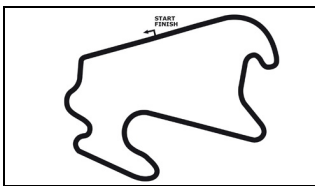
theoretical besttime: 1:24.072

1	0	1:44.698	42.137	142	25.426	164	37.135	216		14	0	1:27.114	29.539	167	22.735	215	34.840	237	229
2	0	1:30.309	29.323	168	22.886	205	38.100	58	216	15	0	1:24.919	28.401	175	22.030	217	34.488	237	248
3	0	1:53.788	54.337	174	22.845	210	36.606	237		16	0	1:24.236	27.949	176	22.037	218	34.250	238	247
4	0	1:32.468	33.409	175	22.227	218	36.832	238	248	17	0	1:24.159	27.947	176	21.921	219	34.291	237	248
5	0	1:25.202	28.312	175	22.124	218	34.766	238	248	18	0	1:24.266	27.978	176	21.934	218	34.354	237	248
6	0	1:24.953	28.296	175	22.001	219	34.656	238	248	19	0	1:24.410	28.195	175	21.875	218	34.340	238	248
7	0	1:25.326	28.491	175	22.370	218	34.465	238	248	20	0	1:26.213	29.068	171	22.223	219	34.922	238	248
8	0	1:24.840	28.251	175	22.100	218	34.489	237	248	21	0	1:40.915	41.214	180	22.950	175	36.751	238	249
9	0	1:24.759	28.088	175	22.088	218	34.583	237	248	22	0	1:24.931	28.293	176	21.965	219	34.673	238	249
10	0	1:24.865	28.182	175	22.083	218	34.600	237	248	23	0	1:24.808	28.237	176	22.073	219	34.498	238	248
11	0	1:24.865	28.245	175	22.133	217	34.487	237	248	24	0	1:25.107	28.161	176	22.092	219	34.854	240	248
12	0	1:28.485	29.965	175	22.167	218	36.353	58	248	25	0	1:25.223	28.302	176	22.332	219	34.589	238	249
13	0	3:16.949	2:16.975	157	23.602	194	36.372	229		26	0	1:25.005	28.143	176	22.207	219	34.655	239	249

19 King, GBR(#1)

theoretical besttime: 1:24.154

1	0	2:04.961	1:00.728	163	24.408	202	39.825	226		12	0	4:26.859	3:28.083	170	23.203	203	35.573	231	
2	0	1:32.881	29.697	172	23.304	204	39.880	236	236	13	0	1:26.168	28.970	174	22.430	211	34.768	237	242
3	0	1:26.919	28.688	173	22.485	216	35.746	237	247	14	0	1:24.332	28.176	175	21.969	217	34.187	236	247
4	0	1:25.641	28.723	174	22.174	217	34.744	236	247	15	0	1:24.414	28.131	175	21.918	217	34.365	237	247
5	0	1:25.353	28.532	175	22.256	216	34.565	236	246	16	0	1:24.255	28.067	176	21.900	218	34.288	237	247
6	0	1:25.059	28.435	174	22.029	218	34.595	236	247	17	0	1:34.147	29.721	129	24.084	209	40.342	58	247
7	0	1:37.709	31.694	173	22.763	214	43.252	58	247	18	0	4:18.045	3:18.755	164	23.060	202	36.230	237	
8	0	4:45.615	3:47.967	171	22.571	215	35.077	235		19	0	1:26.760	28.277	174	23.691	213	34.792	237	247
9	0	1:25.134	28.470	173	22.156	217	34.508	236	246	20	0	1:27.761	28.183	176	23.309	170	36.269	237	247
10	0	1:24.766	28.183	175	22.143	217	34.440	238	247	21	0	1:33.556	28.118	175	23.959	180	41.479	58	247
11	0	1:33.583	29.410	169	23.875	177	40.298	58	248										



Porsche Carrera Cup Deutschland Testda

PORSCHE

CARRERA CUP
DEUTSCHLAND

Sector List Test Session 3

Provisional

Reg. Nr.:

DMSB

Lausitzring, Length: 3478m

Air temperature: 27.16°C

Track temperature: 33.8°C

Weather condition: Dry

17 August 2023 18:15:00

Lap	Id	Time	SE1	SP1	SE2	SP2	SE3	SP3	TSP	Lap	Id	Time	SE1	SP1	SE2	SP2	SE3	SP3	TSP
22 Ferrer-Aza, CHE(#1)										theoretical besttime: 1:25.127									
1	0	2:14.474	1:10.826	142	25.434	147	38.214	189		13	0	1:26.595	28.997	174	22.465	217	35.133	237	247
2	0	1:32.543	31.853	132	24.271	152	36.419	237	184	14	0	1:26.052	28.560	175	22.323	218	35.169	237	248
3	0	1:27.848	29.742	175	22.739	216	35.367	237	247	15	0	1:26.084	28.663	175	22.257	218	35.164	237	247
4	0	1:27.094	29.205	175	22.549	216	35.340	238	247	16	0	1:34.134	29.752	175	22.745	215	41.637	57	248
5	0	1:26.347	28.735	176	22.428	216	35.184	237	248	17	0	7:25.561	6:21.541	120	25.033	182	38.987	162	
6	0	1:26.285	28.974	175	22.304	218	35.007	238	247	18	0	1:33.849	32.040	135	24.111	180	37.698	237	157
7	0	1:26.119	28.672	175	22.431	217	35.016	240	250	19	0	1:30.854	28.545	175	23.580	178	38.729	237	247
8	0	1:25.756	28.575	176	22.136	218	35.045	236	248	20	0	1:34.108	29.034	170	25.202	121	39.872	237	247
9	0	1:26.044	28.536	175	22.275	217	35.233	236	247	21	0	1:29.419	28.581	176	23.571	201	37.267	237	247
10	0	1:25.972	28.599	176	22.386	216	34.987	236	247	22	0	1:25.127	28.316	175	22.115	219	34.696	238	247
11	0	1:25.970	28.574	174	22.403	217	34.993	236	247	23	0	1:32.337	28.976	172	23.027	202	40.334	57	249
12	0	1:26.664	28.980	175	22.478	217	35.206	237	247										

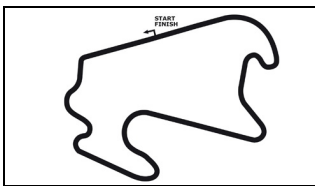
Lap	Id	Time	SE1	SP1	SE2	SP2	SE3	SP3	TSP	Lap	Id	Time	SE1	SP1	SE2	SP2	SE3	SP3	TSP
24 Hartog, NLD(#1)										theoretical besttime: 1:24.190									
1	0	1:40.038	39.611	147	24.324	178	36.103	231		13	0	1:25.128	28.335	176	22.166	217	34.627	237	247
2	0	1:27.720	29.602	171	22.679	212	35.439	235	241	14	0	1:24.740	28.217	176	22.115	216	34.408	235	247
3	0	1:33.725	35.729	162	22.715	205	35.281	235	246	15	0	1:25.407	28.490	176	22.277	216	34.640	236	246
4	0	1:25.095	28.263	174	22.125	216	34.707	234	245	16	0	1:24.813	28.127	176	22.087	216	34.599	236	246
5	0	1:25.014	28.202	175	22.237	216	34.575	235	245	17	0	1:24.665	28.031	176	22.136	217	34.498	234	246
6	0	1:26.549	29.568	173	22.184	216	34.797	236	244	18	0	1:29.753	29.138	201	22.533	165	38.082	58	246
7	0	1:27.134	28.546	153	24.073	216	34.515	234	246	19	0	6:49.707	5:50.279	171	23.375	180	36.053	233	
8	0	1:24.478	28.006	175	22.115	216	34.357	235	245	20	0	1:28.076	29.974	175	22.613	213	35.489	236	243
9	0	1:27.038	29.983	149	22.474	217	34.581	236	245	21	0	1:26.094	28.736	168	22.395	216	34.963	236	247
10	0	1:25.265	28.206	175	22.420	216	34.639	236	247	22	0	1:24.282	27.872	176	22.052	217	34.358	237	246
11	0	1:25.050	28.134	175	22.351	216	34.565	237	247	23	0	1:24.413	27.978	176	21.961	218	34.474	236	247
12	0	1:25.252	28.277	175	22.084	217	34.891	237	247	24	0	1:31.276	27.981	176	26.340	203	36.955	58	247

Lap	Id	Time	SE1	SP1	SE2	SP2	SE3	SP3	TSP	Lap	Id	Time	SE1	SP1	SE2	SP2	SE3	SP3	TSP
25 ten Voorde, NLD(#1)										theoretical besttime: 1:23.984									
1	0	1:38.849	39.152	139	24.189	184	35.508	231		12	0	1:24.480	28.052	175	22.073	216	34.355	236	246
2	0	1:27.325	29.561	174	22.443	195	35.321	235	218	13	0	1:28.909	28.000	175	22.069	217	38.840	58	246
3	0	1:24.863	28.274	175	22.095	217	34.494	236	245	14	0	3:42.142	2:45.565	175	22.123	216	34.454	234	
4	0	1:24.740	28.207	175	22.071	217	34.462	236	247	15	0	1:24.317	28.049	175	21.993	216	34.275	235	245
5	0	1:24.837	28.219	175	22.092	216	34.526	235	247	16	0	1:29.998	28.136	174	22.099	216	39.763	59	245
6	0	1:24.698	28.121	175	21.996	217	34.581	236	245	17	0	6:04.769	5:06.268	151	23.240	191	35.261	231	
7	0	1:24.656	28.064	175	22.100	217	34.492	236	246	18	0	1:26.351	29.339	167	22.402	215	34.610	235	239
8	0	1:24.542	28.044	176	22.080	217	34.418	236	247	19	0	1:24.411	27.959	173	22.006	217	34.446	235	245
9	0	1:33.959	27.955	175	21.986	217	44.018	58	246	20	0	1:24.258	27.847	175	22.019	216	34.392	235	245
10	0	5:08.951	4:12.036	173	22.285	215	34.630	235		21	0	1:24.138	27.937	174	22.050	216	34.151	235	245
11	0	1:24.454	27.971	175	22.078	216	34.405	235	245										

Lap	Id	Time	SE1	SP1	SE2	SP2	SE3	SP3	TSP	Lap	Id	Time	SE1	SP1	SE2	SP2	SE3	SP3	TSP
27 Cordeel, BEL(#1)										theoretical besttime: 1:24.256									
1	0	1:36.759	36.988	131	24.329	173	35.442	230		12	0	1:24.587	28.142	175	21.997	216	34.448	235	245
2	0	1:26.458	29.153	173	22.345	215	34.960	234	240	13	0	1:24.873	28.087	175	22.054	216	34.732	235	245
3	0	1:25.381	28.438	174	22.093	215	34.850	235	244	14	0	1:27.693	28.527	170	22.254	216	36.912	58	245
4	0	1:25.090	28.378	174	22.085	216	34.627	234	245	15	0	8:14.021	7:08.996	154	26.569	187	38.456	230	
5	0	1:27.971	30.279	123	22.814	216	34.878	234	244	16	0	1:29.887	30.677	152	23.078	191	36.132	233	230
6	0	1:26.818	28.371	173	22.150	216	36.297	58	245	17	0	1:34.051	33.704	176	24.615	187	35.732	234	242
7	0	4:23.637	3:21.536	161	25.352	208	36.749	231		18	0	1:25.796	28.524	174	22.313	217	34.959	232	244
8	0	1:27.307	29.592	172	22.734	213	34.981	233	242	19	0	1:25.805	28.614	175	22.496	215	34.695	236	243
9	0	1:25.787	28.756	174	22.204	215	34.827	233	244	20	0	1:25.236	28.045	173	22.064	216	35.127	235	245
10	0	1:24.439	28.095	174	22.123	216	34.221	235	244	21	0	1:24.688	28.038	175	22.107	216	34.543	235	246
11	0	1:24.479	28.110	175	22.009	216	34.360	235	245										

Lap	Id	Time	SE1	SP1	SE2	SP2	SE3	SP3	TSP	Lap	Id	Time	SE1	SP1	SE2	SP2	SE3	SP3	TSP
28 van Eindhoven, NLD(#1)										theoretical besttime: 1:24.749									
1	0	1:40.565	38.997	105	25.597	170	35.971	232		13	0	1:25.010	28.339	175	22.126	216	34.545	236	247
2	0	1:27.527	29.672	174	22.517	213	35.338	237	239	14	0	1:25.823	28.502	156	22.764	217	34.557	237	247
3	0	1:34.071	35.557	104	23.396	216	35.118	236	247	15	0	1:25.351	28.329	175	22.348	217	34.674	237	247
4	0	1:25.272	28.396	175	22.159	217	34.717	236	246	16	0	1:25.147	28.324	176	22.195	217	34.628	237	247
5	0	1:25.748	28.577	175	22.354	216	34.817	236	246	17	0	1:24.915	28.239	176	22.108	218	34.568	237	246
6	0	1:25.491	28.447	175	22.346	217	34.698	236	247	18	0	1:25.312	28.159	176	22.309	217	34.844	236	246





Porsche Carrera Cup Deutschland Testda

PORSCHE

CARRERA CUP
DEUTSCHLAND

Sector List Test Session 3

Provisional

Reg. Nr.:

DMSB

Lausitzring, Length: 3478m

Air temperature: 27.16°C

Track temperature: 33.8°C

Weather condition: Dry

17 August 2023 18:15:00

Lap	Id	Time	SE1	SP1	SE2	SP2	SE3	SP3	TSP	Lap	Id	Time	SE1	SP1	SE2	SP2	SE3	SP3	TSP
7	0	1:27.332	30.078	173	22.533	216	34.721	236	247	19	0	1:29.409	28.354	175	22.276	217	38.779	59	246
8	0	1:25.047	28.426	175	22.114	217	34.507	236	245	20	0	8:56.872	7:59.200	173	22.409	216	35.263	235	
9	0	1:25.237	28.303	175	22.402	216	34.532	236	247	21	0	1:26.036	28.695	175	22.539	216	34.802	236	245
10	0	1:25.022	28.404	175	22.136	216	34.482	236	246	22	0	1:31.032	32.624	142	22.795	216	35.613	236	246
11	0	1:25.376	28.450	176	22.218	216	34.708	236	247	23	0	1:30.064	32.836	178	22.614	216	34.614	236	246
12	0	1:25.270	28.257	175	22.119	217	34.894	236	246										

31 Freymuth, DEU(#1)

theoretical besttime: 1:25.041

1	0	1:53.159	49.586	139	25.328	179	38.245	196		9	0	1:26.354	28.844	173	22.482	216	35.028	237	234
2	0	1:30.045	30.353	156	22.920	211	36.772	237	203	10	0	1:25.577	28.396	174	22.393	216	34.788	237	247
3	0	1:25.629	28.551	174	22.184	218	34.894	237	247	11	0	1:25.298	28.328	175	22.249	217	34.721	238	248
4	0	1:25.464	28.564	175	22.107	217	34.793	238	247	12	0	1:25.833	28.530	175	22.217	218	35.086	236	248
5	0	1:26.775	29.140	174	22.752	216	34.883	237	248	13	0	1:25.193	28.285	175	22.205	217	34.703	238	247
6	0	1:25.330	28.574	174	22.096	218	34.660	237	247	14	0	1:25.663	28.448	175	22.348	217	34.867	238	248
7	0	1:29.654	28.298	175	22.206	216	39.150	58	247	15	0	1:25.590	28.315	176	22.433	217	34.842	238	248
8	0	19:20.797	18:21.322	120	23.854	203	35.621	225		16	0	1:25.551	28.378	176	22.215	218	34.958	237	248

34 Oeverhaus, DEU(#1)

theoretical besttime: 1:24.073

1	0	2:02.677	59.868	144	24.682	188	38.127	207		12	0	1:43.434	39.943	172	22.442	216	41.049	236	246
2	0	1:35.836	30.912	169	24.310	170	40.614	234	213	13	0	1:24.379	28.056	174	21.929	218	34.394	238	246
3	0	1:29.042	28.832	174	22.842	213	37.368	236	245	14	0	1:24.522	27.960	174	22.124	216	34.438	236	248
4	0	1:26.018	28.751	174	22.474	217	34.793	237	248	15	0	1:27.947	28.113	174	22.383	216	37.451	58	247
5	0	1:25.368	28.430	174	22.165	217	34.773	236	247	16	0	3:44.092	2:43.521	165	23.835	209	36.736	231	
6	0	1:25.095	28.336	174	22.089	218	34.670	237	247	17	0	1:29.002	30.037	169	22.738	213	36.227	237	242
7	0	1:57.553	59.940	166	22.797	216	34.816	237	247	18	0	1:24.938	28.115	175	22.068	218	34.755	238	247
8	0	1:28.940	28.341	173	22.201	217	38.398	58	247	19	0	1:24.296	28.083	175	21.991	218	34.222	236	247
9	0	3:49.893	2:48.480	91	24.972	210	36.441	233		20	0	1:24.224	27.922	176	22.008	218	34.294	236	246
10	0	1:27.413	29.808	173	22.562	215	35.043	236	243	21	0	1:28.422	29.147	176	22.012	217	37.263	58	247
11	0	1:24.848	28.174	175	22.193	217	34.481	236	245										

40 Stiak, DEU(#1)

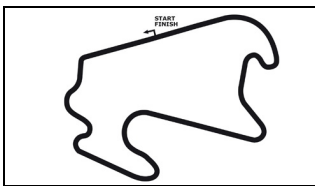
theoretical besttime: 1:24.510

1	0	2:26.286	1:20.260	151	28.097	161	37.929	219		13	0	1:25.736	28.561	175	22.433	216	34.742	237	247
2	0	1:28.119	30.079	173	22.697	210	35.343	236	224	14	0	1:25.393	28.447	174	22.195	219	34.751	237	247
3	0	1:26.698	29.140	175	22.189	218	35.369	237	243	15	0	1:25.236	28.419	175	22.099	219	34.718	237	248
4	0	1:26.594	28.886	175	22.641	216	35.067	237	248	16	0	1:29.431	28.593	175	22.140	219	38.698	58	248
5	0	1:26.734	28.437	175	22.332	219	35.965	237	248	17	0	3:59.144	2:46.043	131	25.148	160	47.953	217	
6	0	1:26.770	29.527	175	22.309	218	34.934	238	248	18	0	1:28.612	30.696	156	22.566	214	35.350	236	216
7	0	1:25.329	28.389	175	22.152	218	34.788	238	248	19	0	1:28.648	30.755	156	22.637	216	35.256	237	236
8	0	1:24.927	28.252	175	22.097	219	34.578	238	248	20	0	1:24.995	28.234	175	22.030	218	34.731	238	248
9	0	1:24.846	28.290	175	22.009	219	34.547	238	248	21	0	1:25.128	28.382	175	22.193	217	34.553	236	247
10	0	1:30.193	28.219	175	22.224	219	39.750	58	249	22	0	1:24.569	28.046	174	21.941	218	34.582	237	247
11	0	3:06.703	2:09.238	170	22.521	216	34.944	235		23	0	1:24.574	28.089	177	21.962	218	34.523	237	247
12	0	1:25.706	28.592	175	22.084	217	35.030	236	246	24	0	1:38.853	36.404	170	22.433	216	40.016	58	247

44 Greif, DEU(#1)

theoretical besttime: 1:24.940

1	0	1:47.013	44.341	152	24.916	179	37.756	220		13	0	1:25.379	28.321	173	22.216	217	34.842	236	247
2	0	1:30.308	31.263	172	23.061	204	35.984	233	219	14	0	1:28.645	28.410	173	22.222	216	38.013	58	247
3	0	1:28.265	29.269	172	23.116	214	35.880	233	243	15	0	6:40.878	5:37.119	159	26.044	194	37.715	234	
4	0	1:28.143	29.705	171	22.870	214	35.568	233	242	16	0	1:29.084	30.025	173	23.079	214	35.980	233	244
5	0	1:28.888	29.513	172	23.699	213	35.676	233	243	17	0	1:26.162	28.724	175	22.560	217	34.878	236	243
6	0	1:27.139	29.041	172	22.827	214	35.271	237	243	18	0	1:25.365	28.390	175	22.306	217	34.669	236	247
7	0	1:30.562	29.021	174	22.685	216	38.856	58	247	19	0	1:25.233	28.241	175	22.381	217	34.611	238	247
8	0	3:33.400	2:32.514	160	24.483	185	36.403	230		20	0	1:25.355	28.283	175	22.447	217	34.625	237	249
9	0	1:31.441	29.849	172	23.539	206	38.053	232	236	21	0	1:25.115	28.250	175	22.252	218	34.613	237	246
10	0	1:26.177	28.781	175	22.670	216	34.726	237	243	22	0	1:25.148	28.224	175	22.213	218	34.711	237	247
11	0	1:25.384	28.345	174	22.298	217	34.741	236	247	23	0	1:24.940	28.221	175	22.159	218	34.560	237	247
12	0	1:25.152	28.306	174	22.237	217	34.609	237	246										



Porsche Carrera Cup Deutschland Testda

PORSCHE

CARRERA CUP
DEUTSCHLAND

Sector List Test Session 3

Provisional

Reg. Nr.:

DMSB

Lausitzring, Length: 3478m

Air temperature: 27.16°C

Track temperature: 33.8°C

Weather condition: Dry

17 August 2023 18:15:00

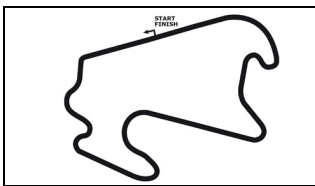
Lap Id	Time	SE1	SP1	SE2	SP2	SE3	SP3	TSP	Lap Id	Time	SE1	SP1	SE2	SP2	SE3	SP3	TSP	
54	Essmann, DEU(#1)								theoretical besttime: 1:25.285									
1	0	2:12.532	1:08.886	156	24.614	159	39.032	204	13	0	1:27.380	29.298	173	22.660	217	35.422	237	247
2	0	1:33.156	32.677	150	23.725	168	36.754	234	14	0	1:34.452	32.018	198	22.826	214	39.608	58	247
3	0	1:33.936	34.398	158	22.985	216	36.553	236	15	0	5:51.079	4:49.377	130	24.536	180	37.166	232	
4	0	1:34.031	35.033	173	22.883	198	36.115	236	16	0	1:29.074	30.745	173	22.750	214	35.579	236	225
5	0	1:26.613	29.092	173	22.504	216	35.017	235	17	0	1:36.962	37.483	148	22.783	215	36.696	237	245
6	0	1:30.959	33.465	173	22.269	218	35.225	236	18	0	1:27.011	29.848	174	22.309	218	34.854	238	247
7	0	1:26.684	29.144	173	22.291	216	35.249	237	19	0	1:29.830	28.540	175	22.209	217	39.081	236	247
8	0	1:35.454	33.911	196	22.341	216	39.202	58	20	0	1:25.839	28.639	175	22.198	217	35.002	237	245
9	0	3:33.517	2:35.385	173	22.529	216	35.603	235	21	0	1:25.742	28.537	175	22.264	218	34.941	238	247
10	0	1:26.038	28.742	173	22.463	216	34.833	236	22	0	1:25.678	28.509	175	22.179	216	34.990	237	247
11	0	1:27.070	29.194	168	22.681	217	35.195	237	23	0	1:25.285	28.499	175	22.052	217	34.734	237	247
12	0	1:26.604	28.872	174	22.792	215	34.940	237										

65	Pfister, DEU(#1)								theoretical besttime: 1:26.834									
1	0	2:11.115	1:00.392	120	28.938	162	41.785	198	10	0	3:32.231	2:27.508	132	28.365	203	36.358	233	
2	0	1:35.454	32.519	170	23.629	139	39.306	232	11	0	1:28.536	29.428	168	23.171	214	35.937	235	242
3	0	1:30.327	29.953	171	24.288	213	36.086	233	12	0	1:30.443	30.041	173	23.921	212	36.481	236	244
4	0	1:27.844	29.520	172	22.668	214	35.656	234	13	0	1:29.441	30.594	170	23.173	216	35.674	236	247
5	0	1:28.978	29.822	173	22.904	213	36.252	234	14	0	1:27.813	29.254	173	23.058	215	35.501	236	246
6	0	1:31.496	31.118	172	23.183	160	37.195	235	15	0	1:27.747	29.275	173	22.886	213	35.586	235	246
7	0	1:26.995	29.025	172	22.402	214	35.568	234	16	0	1:27.671	29.159	174	23.105	216	35.407	236	245
8	0	1:27.348	29.075	173	22.558	215	35.715	234	17	0	1:29.182	29.172	174	22.590	213	37.420	222	245
9	0	1:34.488	29.329	172	22.980	207	42.179	58	18	0	1:42.807	29.895	173	25.215	127	47.697	54	234

68	Stender, DEU(#1)								theoretical besttime: 1:25.403									
1	0	2:24.105	1:19.327	117	27.622	160	37.156	230	12	0	1:40.718	38.919	179	22.646	217	39.153	58	247
2	0	1:28.728	30.568	171	22.608	214	35.552	233	13	0	4:18.396	3:14.989	170	23.121	214	40.286	58	
3	0	1:27.116	29.189	173	22.469	216	35.458	238	14	0	5:16.331	4:11.101	144	26.196	149	39.034	229	
4	0	1:34.477	35.553	185	22.696	215	36.228	235	15	0	1:31.070	31.171	169	23.439	208	36.460	233	237
5	0	1:27.347	29.134	174	22.770	216	35.443	237	16	0	1:29.177	30.194	173	22.769	200	36.214	237	242
6	0	1:27.124	29.493	174	22.391	217	35.240	237	17	0	1:26.542	28.971	171	22.702	216	34.869	236	247
7	0	1:26.696	28.925	175	22.445	216	35.326	236	18	0	1:41.967	43.653	174	22.983	216	35.331	238	247
8	0	1:26.315	28.918	175	22.286	216	35.111	236	19	0	1:26.087	28.897	176	22.188	218	35.002	238	247
9	0	1:27.010	29.270	175	22.445	216	35.295	236	20	0	1:25.501	28.367	175	22.286	217	34.848	237	248
10	0	1:26.170	28.638	174	22.392	217	35.140	236	21	0	1:26.104	28.690	175	22.345	217	35.069	237	247
11	0	1:26.797	29.173	170	22.356	217	35.268	236	22	0	1:30.297	28.771	175	23.081	215	38.445	58	248

69	Harmsen, DEU(#1)								theoretical besttime: 1:27.324									
1	0	2:29.117	1:18.966	113	29.349	142	40.802	224	13	0	1:28.104	29.582	173	22.681	215	35.841	237	247
2	0	1:32.766	32.039	169	23.697	209	37.030	232	14	0	1:27.613	29.514	174	22.673	216	35.426	237	247
3	0	1:30.696	30.428	170	23.674	209	36.594	234	15	0	1:27.654	29.497	174	22.787	215	35.370	237	247
4	0	1:31.125	31.066	170	23.489	213	36.570	235	16	0	1:33.756	29.580	172	22.689	216	41.487	55	247
5	0	1:53.585	30.281	172	23.446	214	59.858	219	17	0	3:18.988	2:19.624	169	23.024	210	36.340	235	
6	0	1:31.433	31.663	159	23.187	214	36.583	235	18	0	1:30.297	29.891	171	22.842	210	37.564	238	246
7	0	1:29.424	29.913	172	23.108	213	36.403	236	19	0	1:27.916	29.464	173	22.750	216	35.702	237	247
8	0	1:33.671	30.027	172	22.823	214	40.821	57	20	0	1:27.759	29.622	172	22.490	216	35.647	237	248
9	0	4:04.367	2:58.366	161	25.125	188	40.876	208	21	0	1:53.969	29.605	173	48.406	192	35.958	237	247
10	0	1:36.005	33.532	150	24.530	168	37.943	227	22	0	1:28.576	29.606	173	22.769	216	36.201	235	248
11	0	1:32.199	31.463	167	23.512	211	37.224	235	23	0	1:28.602	29.857	173	22.748	217	35.997	235	245
12	0	1:28.568	30.069	169	22.903	216	35.596	236										

77	Köhler, DEU(#1)								theoretical besttime: 1:24.206									
1	0	3:25.178	2:13.139	119	28.645	152	43.394	159	11	0	1:27.587	28.523	172	24.028	207	35.036	238	248
2	0	1:52.268	35.777	136	31.218	137	45.273	118	12	0	1:25.412	28.411	174	22.267	217	34.734	237	248
3	0	1:40.079	36.148	173	23.527	176	40.404	92	13	0	1:28.580	28.532	174	22.366	219	37.682	58	248
4	0	1:37.470	34.375	173	23.887	216	39.208	76	14	0	5:55.549	4:55.144	158	24.255	167	36.150	207	
5	0	2:00.128	46.660	111	25.763	154	47.705	59	15	0	1:27.737	29.835	171	22.465	212	35.437	238	211
6	0	2:52.048	1:53.969	170	22.634	213	35.445	234	16	0	1:26.441	28.388	170	22.636	215	35.417	238	248
7	0	1:25.448	28.427	175	22.122	217	34.896	237	17	0	1:24.587	28.255	175	21.972	218	34.360	238	247
8	0	1:25.077	28.284	175	22.141	217	34.652	237	18	0	1:24.255	28.030	175	21.834	219	34.391	238	248
9	0	1:25.409	28.361	173	22.410	216	34.638	237	19	0	1:24.268	28.016	175	21.896	219	34.356	238	248



Porsche Carrera Cup Deutschland Testda

PORSCHE

CARRERA CUP
DEUTSCHLAND

Sector List Test Session 3

Provisional

Reg. Nr.:

DMSB

Lausitzring, Length: 3478m

Air temperature: 27.16°C

Track temperature: 33.8°C

Weather condition: Dry

17 August 2023 18:15:00

Lap	Id	Time	SE1	SP1	SE2	SP2	SE3	SP3	TSP	Lap	Id	Time	SE1	SP1	SE2	SP2	SE3	SP3	TSP
10	0	1:26.521	28.389	174	22.469	208	35.663	239	248	20	0	1:27.910	28.293	172	22.073	219	37.544	57	248

84 Alshehab, KUW(#1)

theoretical besttime: 1:24.464

1	0	2:10.126	1:06.143	128	25.744	179	38.239	215		13	0	1:25.771	28.387	175	22.595	216	34.789	236	246
2	0	1:30.741	30.833	169	22.916	211	36.992	234	218	14	0	1:30.643	29.832	167	22.913	217	37.898	59	247
3	0	1:31.446	29.871	174	22.747	190	38.828	236	243	15	0	4:35.411	3:32.334	133	25.115	165	37.962	205	
4	0	1:31.179	32.719	173	22.689	217	35.771	237	246	16	0	1:29.526	30.563	170	23.047	211	35.916	236	204
5	0	1:26.079	28.793	175	22.304	216	34.982	237	248	17	0	1:26.958	28.934	175	22.807	214	35.217	236	245
6	0	1:29.163	30.623	168	22.993	215	35.547	237	247	18	0	1:26.480	28.747	172	22.567	216	35.166	236	247
7	0	1:28.127	28.816	174	22.345	216	36.966	58	247	19	0	1:25.510	28.290	174	22.367	217	34.853	236	246
8	0	5:07.963	4:10.206	169	22.478	214	35.279	235		20	0	1:29.191	28.298	175	23.602	153	37.291	236	246
9	0	1:25.812	28.591	174	22.486	215	34.735	236	245	21	0	1:24.464	28.021	175	21.971	219	34.472	237	246
10	0	1:29.411	28.947	173	22.986	207	37.478	236	246	22	0	1:29.661	30.489	189	22.887	200	36.285	237	247
11	0	1:25.794	28.719	173	22.219	217	34.856	237	247	23	0	1:25.176	28.286	175	22.275	217	34.615	236	247
12	0	1:25.699	28.374	174	22.461	218	34.864	236	247										

87 Levi, ISR(#1)

theoretical besttime: 1:24.302

1	0	1:51.943	48.816	140	25.228	185	37.899	216		10	0	1:29.953	28.158	175	22.158	218	39.637	59	248
2	0	1:29.212	31.038	163	22.705	213	35.469	235	217	11	0	5:56.306	4:55.444	159	24.408	197	36.454	209	
3	0	1:27.327	28.988	173	22.340	217	35.999	163	245	12	0	1:36.719	30.310	173	23.161	166	43.248	236	207
4	0	1:45.360	35.123	138	25.968	148	44.269	58	147	13	0	1:26.057	28.466	175	22.231	215	35.360	238	246
5	0	10:21.828	9:22.842	170	23.176	210	35.810	235		14	0	1:24.908	28.168	176	22.079	218	34.661	239	248
6	0	1:26.338	29.455	173	22.242	216	34.641	238	245	15	0	1:27.993	28.244	176	23.012	151	36.737	238	249
7	0	1:24.727	28.277	175	21.933	218	34.517	239	248	16	0	1:24.714	28.009	175	22.220	218	34.485	239	249
8	0	1:24.583	28.169	175	22.010	218	34.404	238	248	17	0	1:25.434	28.493	175	21.978	218	34.963	239	249
9	0	1:24.576	28.057	175	21.987	218	34.532	238	248	18	0	1:24.399	27.965	175	21.996	218	34.438	238	249

88 Felbermayr, AUT(#1)

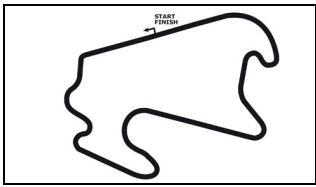
theoretical besttime: 1:24.950

1	0	2:36.561	1:22.929	98	30.397	104	43.235	159		13	0	1:25.487	28.431	174	22.319	218	34.737	236	248
2	0	1:31.784	32.016	146	22.837	187	36.931	235	164	14	0	1:27.736	30.138	175	22.841	211	34.757	237	247
3	0	1:26.452	28.939	173	22.343	217	35.170	236	245	15	0	1:25.390	28.384	174	22.172	218	34.834	237	247
4	0	1:32.701	29.307	175	23.131	213	40.263	236	247	16	0	1:25.411	28.355	175	22.230	217	34.826	238	247
5	0	1:27.522	28.656	173	23.577	208	35.289	236	247	17	0	1:31.492	30.537	176	22.371	216	38.584	58	248
6	0	1:25.584	28.478	175	22.215	217	34.891	237	247	18	0	4:23.405	3:19.479	110	25.812	173	38.114	196	
7	0	1:26.027	28.739	174	22.297	216	34.991	238	247	19	0	1:32.397	31.362	153	24.241	167	36.794	234	197
8	0	1:25.762	28.464	175	22.304	217	34.994	238	248	20	0	1:25.811	28.835	176	22.326	217	34.650	237	245
9	0	1:25.714	28.421	175	22.197	217	35.096	237	248	21	0	1:25.105	28.231	175	22.201	218	34.673	238	247
10	0	1:34.836	33.587	186	22.735	216	38.514	58	246	22	0	1:25.793	28.355	174	22.069	219	35.369	237	248
11	0	4:30.949	3:33.448	173	22.616	217	34.885	237		23	0	1:25.668	28.751	176	22.208	218	34.709	236	247
12	0	1:25.710	28.514	175	22.368	217	34.828	237	247										

98 Seyffert, DEU(#1)

theoretical besttime: 1:25.211

1	0	2:41.553	1:17.868	109	29.987	93	53.698	57		15	0	1:26.123	28.621	175	22.467	216	35.035	238	247
2	0	1:42.247	43.893	170	22.871	215	35.483	235		16	0	1:25.757	28.328	176	22.593	217	34.836	236	248
3	0	1:26.281	28.836	175	22.252	217	35.193	236	246	17	0	1:25.781	28.672	176	22.240	217	34.869	237	247
4	0	1:26.334	28.870	171	22.403	215	35.061	235	247	18	0	1:26.083	28.900	173	22.392	217	34.791	237	247
5	0	1:25.943	28.560	173	22.362	216	35.021	236	246	19	0	1:25.494	28.492	175	22.271	217	34.731	237	247
6	0	1:26.155	29.051	175	22.318	216	34.786	237	247	20	0	1:27.628	28.494	175	22.268	217	36.866	236	247
7	0	1:27.264	28.974	172	23.268	216	35.022	237	247	21	0	1:26.162	28.753	176	22.349	216	35.060	237	248
8	0	1:25.867	28.547	175	22.467	216	34.853	237	248	22	0	1:26.214	28.624	175	22.463	215	35.127	238	248
9	0	1:25.504	28.485	175	22.331	217	34.688	237	247	23	0	1:25.997	28.471	176	22.254	217	35.272	237	248
10	0	1:26.574	28.449	175	23.133	216	34.992	237	247	24	0	1:25.983	28.620	175	22.486	217	34.877	238	248
11	0	1:25.740	28.668	175	22.371	216	34.701	237	247	25	0	1:26.720	29.065	176	22.668	216	34.987	237	249
12	0	1:25.646	28.572	175	22.431	216	34.643	236	247	26	0	1:26.335	28.425	176	23.032	217	34.878	238	248
13	0	1:26.917	28.725	175	22.273	216	35.919	237	247	27	0	1:28.579	29.969	174	22.486	216	36.124	239	249
14	0	1:25.720	28.574	175	22.412	216	34.734	237	247										



Porsche Carrera Cup Deutschland Testda

PORSCHE

**CARRERA CUP
DEUTSCHLAND**

Sector List Test Session 3

Provisional

Reg. Nr.:

DMSB

Lausitzring, Length: 3478m

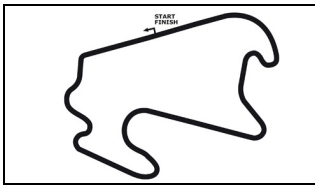
Air temperature: 27.16°C

Track temperature: 33.8°C

Weather condition: Dry

17 August 2023 18:15:00

Lap Id	Time	SE1	SP1	SE2	SP2	SE3	SP3	TSP	Lap Id	Time	SE1	SP1	SE2	SP2	SE3	SP3	TSP		
99	Buus, DNK(#1)								theoretical besttime: 1:24.148										
1	0	2:02.114	59.028	110	24.991	196	38.095	223	13	0	1:30.416	31.065	188	22.513	219	36.838	237	247	
2	0	1:33.890	30.701	168	24.604	171	38.585	235	233	14	0	1:31.537	28.204	175	24.905	204	38.428	58	248
3	0	1:29.705	28.721	175	23.706	200	37.278	236	246	15	0	4:17.285	3:16.561	171	24.738	151	35.986	228	
4	0	1:25.711	28.634	175	22.285	217	34.792	237	246	16	0	1:26.089	29.008	175	22.225	216	34.856	237	238
5	0	1:25.593	28.512	174	22.217	218	34.864	237	247	17	0	1:27.524	28.134	176	21.954	219	37.436	237	248
6	0	1:25.047	28.385	175	22.105	218	34.557	237	248	18	0	1:24.399	28.084	175	21.923	219	34.392	238	248
7	0	1:24.985	28.240	175	22.116	217	34.629	237	248	19	0	1:25.461	28.900	175	22.108	218	34.453	237	249
8	0	1:30.496	29.871	147	22.691	216	37.934	58	247	20	0	1:24.188	27.893	176	21.907	218	34.388	237	248
9	0	4:04.114	3:07.228	175	22.172	217	34.714	237		21	0	1:24.430	28.175	176	21.896	219	34.359	237	248
10	0	1:24.997	28.194	175	22.094	217	34.709	238	247	22	0	1:33.037	34.916	169	22.813	218	35.308	238	248
11	0	1:31.147	29.010	175	22.423	217	39.714	58	249	23	0	1:39.090	34.624	178	26.344	203	38.122	58	248
12	0	1:51.046	53.663	172	22.587	215	34.796	237											



Porsche Carrera Cup Deutschland Testda

Top speed list Test Session 3

PORSCHE

**CARRERA CUP
DEUTSCHLAND**

Provisional

Reg. Nr.:

DMSB

Lausitzring, Length: 3478m

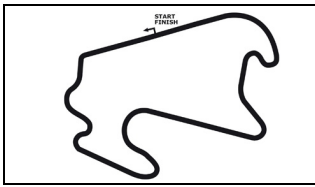
Air temperature: 27.16°C

Track temperature: 33.8°C

Weather condition: Dry

17 August 2023 18:15:00

#	Name (NAT)	Team	Car name	Speed	Lap	Race time
22	Matteo Ferrer-Aza (CHE)	Scherer Sport PHX (DEU)	Porsche 911 GT3 Cup	250.48	7	9:36.306
99	Bastian Buus (DNK)	Allied-Racing (DEU)	Porsche 911 GT3 Cup	249.90	11	17:48.358
87	Ariel Levi (ISR)	TEAM HUBER RACING (AUT)	Porsche 911 GT3 Cup	249.90	15	34:31.542
40	Janne Stiak (DEU)	ID Racing (DEU)	Porsche 911 GT3 Cup	249.32	10	13:58.013
14	Morris Schuring (NLD)	FACH AUTO TECH (CHE)	Porsche 911 GT3 Cup	249.32	21	31:18.535
8	Alexander Fach (CHE)	FACH AUTO TECH (CHE)	Porsche 911 GT3 Cup	249.32	22	34:37.815
44	Jonas Greif (DEU)	ProfilDoors by Huber Racing (AUT)	Porsche 911 GT3 Cup	249.32	20	35:24.332
98	Jan Seyffert (DEU)	HP Racing International (DEU)	Porsche 911 GT3 Cup	249.32	25	36:00.678
6	Vincent Andronaco (DEU)	Allied-Racing (DEU)	Porsche 911 GT3 Cup	248.75	3	3:41.898
7	Jasin Ferati (CHE)	FACH AUTO TECH (CHE)	Porsche 911 GT3 Cup	248.75	7	11:03.601
77	Leon Köhler (DEU)	Proton Competition (DEU)	Porsche 911 GT3 Cup	248.75	11	19:11.333
31	Sebastian Freymuth (DEU)	TEAM HUBER RACING (AUT)	Porsche 911 GT3 Cup	248.75	12	34:15.798
13	Alexander Tauscher (DEU)	Huber Racing (AUT) (AUT)	Porsche 911 GT3 Cup	248.75	18	34:36.586
34	Theo Oeverhaus (DEU)	CarTech Motorsport Bonk (DEU)	Porsche 911 GT3 Cup	248.17	4	5:09.276
84	Ahmad Alshehab (KUW)	CarTech Motorsport Bonk (DEU)	Porsche 911 GT3 Cup	248.17	5	6:45.213
68	Tim Stender (DEU)	HRT Performance (DEU)	Porsche 911 GT3 Cup	248.17	6	8:23.491
88	Horst Felix Felbermayr (AUT)	Proton Competition (DEU)	Porsche 911 GT3 Cup	248.17	8	11:28.348
12	Harri Jones (AUS)	Scherer Sport PHX (DEU)	Porsche 911 GT3 Cup	248.17	13	17:55.127
19	Harry King (GBR)	Allied-Racing (DEU)	Porsche 911 GT3 Cup	248.17	11	18:35.755
69	Holger Harmsen (DEU)	HRT Performance (DEU)	Porsche 911 GT3 Cup	248.17	20	34:29.000
25	Larry ten Voorde (NLD)	Team GP Elite (NLD)	Porsche 911 GT3 Cup	247.60	8	10:11.691
24	Loek Hartog (NLD)	Team GP Elite (NLD)	Porsche 911 GT3 Cup	247.60	11	14:43.780
28	Huub van Eijndhoven (NLD)	Team GP Elite (NLD)	Porsche 911 GT3 Cup	247.60	15	20:24.512
65	Kai Pfister (DEU)	HRT Performance (DEU)	Porsche 911 GT3 Cup	247.60	13	20:46.978
54	Michael Essmann (DEU)	CarTech Motorsport Bonk (DEU)	Porsche 911 GT3 Cup	247.60	13	20:48.316
4	Georgi Donchev (BGR)	ProfilDoors by Huber Racing (AUT)	Porsche 911 GT3 Cup	247.03	8	11:00.886
27	Ghislain Cordeel (BEL)	GP Elite (NLD)	Porsche 911 GT3 Cup	246.46	21	38:47.810
5	Sören Spreng (DEU)	GP Elite (NLD)	Porsche 911 GT3 Cup	245.90	4	4:45.473



Porsche Carrera Cup Deutschland Testda

Pit Stops Test Session 3

PORSCHE

CARRERA CUP
DEUTSCHLAND

Provisional

Reg. Nr.:

DMSB

Lausitzring, Length: 3478m

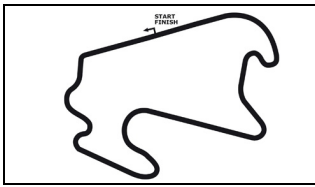
Air temperature: 27.16°C

Track temperature: 33.8°C

Weather condition: Dry

17 August 2023 18:15:00

Nr	Driver in	Day time in	Time in	Driver out	Day time out	Time out	Reason	Nett Time
98	Jan Seyffert	18:17:34.924	2:34.924	Jan Seyffert	18:18:01.359	3:01.359		26.435
14	Morris Schuring	18:18:08.458	3:08.458	Morris Schuring	18:18:39.638	3:39.638		31.180
8	Alexander Fach	18:18:12.393	3:12.393	Alexander Fach	18:18:47.051	3:47.051		34.658
7	Jasin Ferati	18:21:12.118	6:12.118	Jasin Ferati	18:23:11.296	8:11.296		1:59.178
87	Ariel Levi	18:21:27.319	6:27.319	Ariel Levi	18:30:31.749	15:31.749		9:04.430
27	Ghislain Cordeel	18:23:41.934	8:41.934	Ghislain Cordeel	18:26:42.398	11:42.398		3:00.464
77	Leon Köhler	18:25:28.630	10:28.630	Leon Köhler	18:27:01.532	12:01.532		1:32.902
31	Sebastian Freymuth	18:25:29.553	10:29.553	Sebastian Freymuth	18:43:27.362	28:27.362		17:57.809
44	Jonas Greif	18:25:33.810	10:33.810	Jonas Greif	18:27:45.843	12:45.843		2:12.033
19	Harry King	18:25:52.011	10:52.011	Harry King	18:29:20.414	14:20.414		3:28.403
84	Ahmad Alshehab	18:26:00.320	11:00.320	Ahmad Alshehab	18:29:51.789	14:51.789		3:51.469
5	Sören Spreng	18:26:55.947	11:55.947	Sören Spreng	18:29:47.584	14:47.584		2:51.637
99	Bastian Buus	18:27:11.008	12:11.008	Bastian Buus	18:30:00.825	15:00.825		2:49.817
4	Georgi Donchev	18:27:22.469	12:22.469	Georgi Donchev	18:31:07.516	16:07.516		3:45.047
13	Alexander Tauscher	18:27:30.338	12:30.338	Alexander Tauscher	18:32:54.195	17:54.195		5:23.857
34	Theo Oeverhaus	18:27:43.967	12:43.967	Theo Oeverhaus	18:30:10.304	15:10.304		2:26.337
54	Michael Essmann	18:27:46.794	12:46.794	Michael Essmann	18:30:03.359	15:03.359		2:16.565
25	Larry ten Voorde	18:28:01.929	13:01.929	Larry ten Voorde	18:31:39.184	16:39.184		3:37.255
69	Holger Harmsen	18:28:25.204	13:25.204	Holger Harmsen	18:31:01.219	16:01.219		2:36.015
6	Vincent Andronaco	18:28:38.613	13:38.613	Vincent Andronaco	18:34:16.064	19:16.064		5:37.451
65	Kai Pfister	18:29:07.529	14:07.529	Kai Pfister	18:31:11.538	16:11.538		2:04.009
40	Janne Stiak	18:30:19.928	15:19.928	Janne Stiak	18:32:08.616	17:08.616		1:48.688
88	Horst Felix Felbermayr	18:30:46.344	15:46.344	Horst Felix Felbermayr	18:34:00.515	19:00.515		3:14.171
7	Jasin Ferati	18:31:45.080	16:45.080	Jasin Ferati	18:34:57.437	19:57.437		3:12.357
14	Morris Schuring	18:32:57.981	17:57.981	Morris Schuring	18:34:55.456	19:55.456		1:57.475
68	Tim Stender	18:33:36.066	18:36.066	Tim Stender	18:35:48.923	20:48.923		2:12.857
99	Bastian Buus	18:34:11.281	19:11.281	Bastian Buus	18:34:39.420	19:39.420		28.139
19	Harry King	18:35:01.051	20:01.051	Harry King	18:38:08.773	23:08.773		3:07.722
8	Alexander Fach	18:37:27.205	22:27.205	Alexander Fach	18:40:59.145	25:59.145		3:31.940
25	Larry ten Voorde	18:37:28.740	22:28.740	Larry ten Voorde	18:39:57.983	24:57.983		2:29.243
44	Jonas Greif	18:37:49.374	22:49.374	Jonas Greif	18:43:06.662	28:06.662		5:17.288
68	Tim Stender	18:37:54.466	22:54.466	Tim Stender	18:41:41.443	26:41.443		3:46.977
27	Ghislain Cordeel	18:38:04.750	23:04.750	Ghislain Cordeel	18:44:51.642	29:51.642		6:46.892
77	Leon Köhler	18:38:24.669	23:24.669	Leon Köhler	18:43:00.001	28:00.001		4:35.332
54	Michael Essmann	18:38:41.840	23:41.840	Michael Essmann	18:43:07.881	28:07.881		4:26.041
22	Matteo Ferrer-Aza	18:38:57.333	23:57.333	Matteo Ferrer-Aza	18:44:52.961	29:52.961		5:55.628
87	Ariel Levi	18:38:59.355	23:59.355	Ariel Levi	18:43:33.615	28:33.615		4:34.260
99	Bastian Buus	18:39:04.271	24:04.271	Bastian Buus	18:41:59.688	26:59.688		2:55.417
5	Sören Spreng	18:39:50.143	24:50.143	Sören Spreng	18:42:42.526	27:42.526		2:52.383
84	Ahmad Alshehab	18:39:51.463	24:51.463	Ahmad Alshehab	18:43:02.947	28:02.947		3:11.484
13	Alexander Tauscher	18:39:54.269	24:54.269	Alexander Tauscher	18:43:26.061	28:26.061		3:31.792
34	Theo Oeverhaus	18:40:26.404	25:26.404	Theo Oeverhaus	18:42:50.179	27:50.179		2:23.775
40	Janne Stiak	18:40:38.180	25:38.180	Janne Stiak	18:43:01.894	28:01.894		2:23.714
24	Loek Hartog	18:41:00.330	26:00.330	Loek Hartog	18:46:28.241	31:28.241		5:27.911



Porsche Carrera Cup Deutschland Testda

Pit Stops Test Session 3

PORSCHE

CARRERA CUP
DEUTSCHLAND

Provisional

Reg. Nr.:

DMSB

Lausitzring, Length: 3478m

Air temperature: 27.16°C

Track temperature: 33.8°C

Weather condition: Dry

17 August 2023 18:15:00

Nr	Driver in	Day time in	Time in	Driver out	Day time out	Time out	Reason	Nett Time
12	Harri Jones	18:41:20.128	26:20.128	Harri Jones	18:44:01.004	29:01.004		2:40.876
28	Huub van Eijndhoven	18:42:26.445	27:26.445	Huub van Eijndhoven	18:50:06.577	35:06.577		7:40.132
4	Georgi Donchev	18:42:47.395	27:47.395	Georgi Donchev	18:44:18.026	29:18.026		1:30.631
69	Holger Harmsen	18:43:03.196	28:03.196	Holger Harmsen	18:45:04.430	30:04.430		2:01.234
88	Horst Felix Felbermayr	18:43:58.531	28:58.531	Horst Felix Felbermayr	18:46:54.627	31:54.627		2:56.096
12	Harri Jones	18:44:01.070	29:01.070	Harri Jones	18:44:11.426	29:11.426		
25	Larry ten Voorde	18:44:05.222	29:05.222	Larry ten Voorde	18:48:50.465	33:50.465		4:45.243
65	Kai Pfister	18:44:42.922	29:42.922					
7	Jasin Ferati	18:45:00.807	30:00.807	Jasin Ferati	18:48:13.737	33:13.737		3:12.930
19	Harry King	18:46:41.282	31:41.282	Harry King	18:49:38.343	34:38.343		2:57.061
6	Vincent Andronaco	18:47:16.022	32:16.022	Vincent Andronaco	18:50:38.311	35:38.311		3:22.289
34	Theo Oeverhaus	18:51:21.362	36:21.362					
77	Leon Köhler	18:52:55.334	37:55.334					
5	Sören Spreng	18:54:13.440	39:13.440					
40	Janne Stiak	18:54:52.685	39:52.685					
24	Loek Hartog	18:55:04.172	40:04.172					
99	Bastian Buus	18:55:05.772	40:05.772					
68	Tim Stender	18:55:07.468	40:07.468					
19	Harry King	18:55:27.390	40:27.390					
22	Matteo Ferrer-Aza	18:55:28.592	40:28.592					
12	Harri Jones	18:55:31.261	40:31.261					
7	Jasin Ferati	18:55:38.678	40:38.678					