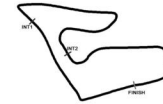


Session 1
Red Bull Ring



Reg. Nr.:

Provisional

Result List

Stewards / Race Management

STEWARD
STEWARD
STEWARD
RACE DIRECTOR
CLERK OF THE COURSE
TECHNICAL DELEGATE
CHIEF TIMEKEEPER

Weather Start/Finish

AIR 10.8°C
TRACK 15.0°C
CONDITIONS Dry
PRESSURE 935 hPa
AIR 11.8°C
TRACK 15.0°C
CONDITIONS Dry
PRESSURE 935 hPa

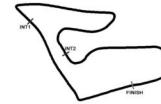
Track Information

GREEN FLAG 08:15:00
CHEQUERED FLAG 08:45:00
SAFETY CAR PHASE 0
FULL COURSE YELLOW PHASE 0
TRACK NAME Red Bull Ring
TRACK LENGTH 4318m
TURN COUNT 10
FASTEST LAP: #14. MSC - 1:31.312

STARTED: 27 CLASSIFIED: 26 NOT CLASSIFIED: 1 DISQUALIFIED: 0

Nr.	Drivers	Team	Lap	Best Time	Gap	Diff	Kph	Day Time
Cl.	Car	Competitor						
1	14 M.Schuring(NLD) Porsche 911 GT3 Cup	FACH AUTO TECH(CHE)	16	1:31.312			170.2	8:46:26
2	27 G.Cordeel(BEL) Rookie Porsche 911 GT3 Cup	GP Elite(NLD)	14	1:31.396	0.084	0.084	170.0	8:44:28
3	25 L.ten Voorde(NLD) Porsche 911 GT3 Cup	Team GP Elite(NLD)	14	1:31.522	0.210	0.126	169.8	8:45:52
4	24 L.Hartog(NLD) Porsche 911 GT3 Cup	Team GP Elite(NLD)	9	1:31.523	0.211	0.001	169.8	8:38:36
5	77 L.Köhler(DEU) Porsche 911 GT3 Cup	Proton Competition(DEU)	15	1:31.661	0.349	0.138	169.5	8:44:19
6	5 S.Spreng(DEU) ProAm Porsche 911 GT3 Cup	GP Elite(NLD)	12	1:31.670	0.358	0.009	169.5	8:41:36
7	40 J.Stiak(DEU) Rookie Porsche 911 GT3 Cup	ID Racing(DEU)	14	1:31.706	0.394	0.036	169.5	8:44:09
8	19 H.King(GBR) Porsche 911 GT3 Cup	Allied-Racing(DEU)	14	1:31.757	0.445	0.051	169.4	8:42:53
9	31 S.Freytmuth(DEU) Porsche 911 GT3 Cup	TEAM HUBER RACING(AUT)	13	1:31.807	0.495	0.050	169.3	8:43:38
10	28 H.van Eindhoven(NLD) Porsche 911 GT3 Cup	Team GP Elite(NLD)	15	1:31.929	0.617	0.122	169.0	8:44:00
11	99 B.Buus(DNK) Porsche 911 GT3 Cup	Allied-Racing(DEU)	7	1:31.948	0.636	0.019	169.0	8:27:13
12	34 T.Oeverhaus(DEU) Rookie Porsche 911 GT3 Cup	CarTech Motorsport Bonk(DEU)	16	1:31.954	0.642	0.006	169.0	8:45:11
13	87 A.Levi(ISR) Porsche 911 GT3 Cup	TEAM HUBER RACING(AUT)	8	1:32.269	0.957	0.315	168.4	8:27:56
14	13 A.Tauscher(DEU) Porsche 911 GT3 Cup	Huber Racing(AUT)	7	1:32.341	1.029	0.072	168.3	8:26:37
15	4 G.Donchev(BGR) ProAm Porsche 911 GT3 Cup	ProfilDoors by Huber Racing(AUT)	13	1:32.419	1.107	0.078	168.1	8:42:01
16	12 H.Jones(AUS) Rookie Porsche 911 GT3 Cup	Scherer Sport PHX(DEU)	15	1:32.567	1.255	0.148	167.9	8:44:34
17	22 M.Ferrer-Aza(CHE) Porsche 911 GT3 Cup	Scherer Sport PHX(DEU)	12	1:32.609	1.297	0.042	167.8	8:43:33
18	98 J.Seyffert(DEU) Porsche 911 GT3 Cup	HP Racing International(DEU)	8	1:32.612	1.300	0.003	167.8	8:28:20
19	84 A.Alshehab(KUW) ProAm Porsche 911 GT3 Cup	CarTech Motorsport Bonk(DEU)	14	1:32.660	1.348	0.048	167.7	8:43:49
20	8 A.Fach(CHE) Porsche 911 GT3 Cup	FACH AUTO TECH(CHE)	11	1:32.662	1.350	0.002	167.7	8:38:48
21	44 J.Greif(DEU) Porsche 911 GT3 Cup	ProfilDoors by Huber Racing(AUT)	14	1:32.678	1.366	0.016	167.7	8:43:25

Session 1
Red Bull Ring



Reg. Nr.:

Provisional

Result List

Nr.	Drivers	Team	Lap	Best Time	Gap	Diff	Kph	Day Time
Cl.	Car	Competitor						
22	88 H.Felbermayr(AUT) Rookie Porsche 911 GT3 Cup	Proton Competition(DEU)	15	1:32.792	1.480	0.114	167.5	8:45:54
23	68 T.Stender(DEU) Rookie Porsche 911 GT3 Cup	HRT Performance(DEU)	16	1:33.114	1.802	0.322	166.9	8:45:40
24	65 K.Pfister(DEU) ProAm Porsche 911 GT3 Cup	HRT Performance(DEU) HRT Performance	14	1:33.274	1.962	0.160	166.6	8:45:20
25	54 M.Essmann(DEU) ProAm Porsche 911 GT3 Cup	CarTech Motorsport Bonk(DEU)	12	1:33.868	2.556	0.594	165.6	8:43:45
26	69 H.Harmsen(DEU) ProAm Porsche 911 GT3 Cup	HRT Performance(DEU)	14	1:35.946	4.634	2.078	162.0	8:45:39
Not classified								
7	J.Ferati(CHE) Rookie Porsche 911 GT3 Cup	FACH AUTO TECH(CHE)						
Did not start								
6	V.Andronaco(DEU) Rookie Porsche 911 GT3 Cup	Allied-Racing(DEU)						

Subject to final scrutineering!

Publication time:	Clerk of the Course:	Timekeeper:
-------------------	----------------------	-------------

Session 1
Red Bull Ring



Reg. Nr.:

Provisional

Class Result List

Stewards / Race Management

STEWARD
STEWARD
STEWARD
RACE DIRECTOR
CLERK OF THE COURSE
TECHNICAL DELEGATE
CHIEF TIMEKEEPER

Weather Start/Finish

AIR 10.8°C
TRACK 15.0°C
CONDITIONS Dry
PRESSURE 935 hPa
AIR 11.8°C
TRACK 15.0°C
CONDITIONS Dry
PRESSURE 935 hPa

Track Information

GREEN FLAG 08:15:00
CHEQUERED FLAG 08:45:00
SAFETY CAR PHASE 0
FULL COURSE YELLOW PHASE 0
TRACK NAME Red Bull Ring
TRACK LENGTH 4318m
TURN COUNT 10
FASTEST LAP: #14. MSC - 1:31.312

STARTED: 27 CLASSIFIED: 26 NOT CLASSIFIED: 1 DISQUALIFIED: 0

Nr.	Drivers	Team	Lap	Best Time	Gap	Diff	Kph	Day Time
	Car	Competitor						

CLASS: Rookie

Started: 7 Classified: 6

Not Classified: 1

1	27	G.Cordeel(BEL) Porsche 911 GT3 Cup	GP Elite(NLD)	14	1:31.396			170.0	8:44:28
2	40	J.Stiak(DEU) Porsche 911 GT3 Cup	ID Racing(DEU)	14	1:31.706	0.310	0.310	169.5	8:44:09
3	34	T.Oeverhaus(DEU) Porsche 911 GT3 Cup	CarTech Motorsport Bonk(DEU)	16	1:31.954	0.558	0.248	169.0	8:45:11
4	12	H.Jones(AUS) Porsche 911 GT3 Cup	Scherer Sport PHX(DEU)	15	1:32.567	1.171	0.613	167.9	8:44:34
5	88	H.Felbermayr(AUT) Porsche 911 GT3 Cup	Proton Competition(DEU)	15	1:32.792	1.396	0.225	167.5	8:45:54
6	68	T.Stender(DEU) Porsche 911 GT3 Cup	HRT Performance(DEU)	16	1:33.114	1.718	0.322	166.9	8:45:40

Not classified

7 J.Ferati(CHE)
Porsche 911 GT3 Cup
FACH AUTO TECH(CHE)

Did not start

6 V.Andronaco(DEU)
Porsche 911 GT3 Cup
Allied-Racing(DEU)

CLASS: ProAm

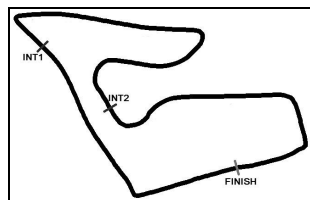
Started: 6 Classified: 6

Not Classified: 0

1	5	S.Spreng(DEU) Porsche 911 GT3 Cup	GP Elite(NLD)	12	1:31.670			169.5	8:41:36
2	4	G.Donchev(BGR) Porsche 911 GT3 Cup	ProfilDoors by Huber Racing(AUT)	13	1:32.419	0.749	0.749	168.1	8:42:01
3	84	A.Alshehab(KUW) Porsche 911 GT3 Cup	CarTech Motorsport Bonk(DEU)	14	1:32.660	0.990	0.241	167.7	8:43:49
4	65	K.Pfister(DEU) Porsche 911 GT3 Cup	HRT Performance(DEU) HRT Performance	14	1:33.274	1.604	0.614	166.6	8:45:20
5	54	M.Essmann(DEU) Porsche 911 GT3 Cup	CarTech Motorsport Bonk(DEU)	12	1:33.868	2.198	0.594	165.6	8:43:45
6	69	H.Harmsen(DEU) Porsche 911 GT3 Cup	HRT Performance(DEU)	14	1:35.946	4.276	2.078	162.0	8:45:39

Subject to final scrutineering!

Publication time:	Clerk of the Course:	Timekeeper:
-------------------	----------------------	-------------



Porsche Carrera Cup Deutschland Testda

PORSCHE

**CARRERA CUP
DEUTSCHLAND**

Pit Stops Session 1

Provisional

Reg. Nr.:

DMSB

Red Bull Ring, Length: 4318m

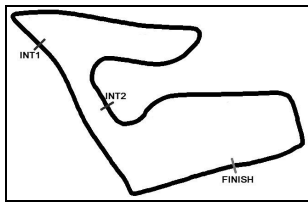
Air temperature: 11.78°C

Track temperature: 15°C

Weather condition: Dry

21 September 2023 08:15:00

Nr	Driver in	Day time in	Time in	Driver out	Day time out	Time out	Reason	Nett Time
65	Kai Pfister	8:17:37.935	2:37.935	Kai Pfister	8:20:32.977	5:32.977		2:55.042
7	Jasin Ferati	8:20:26.836	5:26.836					
24	Loek Hartog	8:24:22.831	9:22.831	Loek Hartog	8:28:52.302	13:52.302		4:29.471
22	Matteo Ferrer-Aza	8:24:36.376	9:36.376	Matteo Ferrer-Aza	8:28:33.884	13:33.884		3:57.508
5	Sören Spreng	8:25:36.172	10:36.172	Sören Spreng	8:28:08.578	13:08.578		2:32.406
25	Larry ten Voorde	8:26:42.886	11:42.886	Larry ten Voorde	8:33:48.654	18:48.654		7:05.768
44	Jonas Greif	8:26:48.892	11:48.892	Jonas Greif	8:28:53.612	13:53.612		2:04.720
31	Sebastian Freymuth	8:27:10.219	12:10.219	Sebastian Freymuth	8:33:56.671	18:56.671		6:46.452
14	Morris Schuring	8:27:11.964	12:11.964	Morris Schuring	8:28:58.956	13:58.956		1:46.992
13	Alexander Tauscher	8:28:10.603	13:10.603	Alexander Tauscher	8:34:12.533	19:12.533		6:01.930
27	Ghislain Cordeel	8:28:15.167	13:15.167	Ghislain Cordeel	8:34:27.985	19:27.985		6:12.818
4	Georgi Donchev	8:28:26.164	13:26.164	Georgi Donchev	8:34:13.797	19:13.797		5:47.633
8	Alexander Fach	8:28:55.671	13:55.671	Alexander Fach	8:34:04.087	19:04.087		5:08.416
40	Janne Stiak	8:28:57.004	13:57.004	Janne Stiak	8:34:32.353	19:32.353		5:35.349
88	Horst Felix Felbermayr	8:29:01.940	14:01.940	Horst Felix Felbermayr	8:34:45.984	19:45.984		5:44.044
84	Ahmad Alshehab	8:29:04.100	14:04.100	Ahmad Alshehab	8:34:05.527	19:05.527		5:01.427
87	Ariel Levi	8:29:32.374	14:32.374	Ariel Levi	8:34:11.755	19:11.755		4:39.381
34	Theo Oeverhaus	8:29:47.469	14:47.469	Theo Oeverhaus	8:34:07.323	19:07.323		4:19.854
98	Jan Seyffert	8:30:10.820	15:10.820	Jan Seyffert	8:34:08.387	19:08.387		3:57.567
28	Huub van Eijndhoven	8:30:16.175	15:16.175	Huub van Eijndhoven	8:34:43.596	19:43.596		4:27.421
5	Sören Spreng	8:30:28.102	15:28.102	Sören Spreng	8:33:50.879	18:50.879		3:22.777
69	Holger Harmsen	8:30:30.013	15:30.013	Holger Harmsen	8:35:52.417	20:52.417		5:22.404
19	Harry King	8:30:52.359	15:52.359	Harry King	8:34:57.008	19:57.008		4:04.649
22	Matteo Ferrer-Aza	8:30:54.753	15:54.753	Matteo Ferrer-Aza	8:33:58.233	18:58.233		3:03.480
99	Bastian Buus	8:31:17.740	16:17.740	Bastian Buus	8:35:45.823	20:45.823		4:28.083
24	Loek Hartog	8:31:24.765	16:24.765	Loek Hartog	8:33:58.997	18:58.997		2:34.232
44	Jonas Greif	8:31:29.321	16:29.321	Jonas Greif	8:34:00.263	19:00.263		2:30.942
14	Morris Schuring	8:31:36.778	16:36.778	Morris Schuring	8:34:03.266	19:03.266		2:26.488
65	Kai Pfister	8:31:45.099	16:45.099	Kai Pfister	8:34:10.673	19:10.673		2:25.574
68	Tim Stender	8:31:46.800	16:46.800	Tim Stender	8:34:29.760	19:29.760		2:42.960
12	Harri Jones	8:32:11.430	17:11.430	Harri Jones	8:34:41.242	19:41.242		2:29.812
77	Leon Köhler	8:32:14.742	17:14.742	Leon Köhler	8:34:45.263	19:45.263		2:30.521
54	Michael Essmann	8:33:48.950	18:48.950	Michael Essmann	8:36:44.304	21:44.304		2:55.354
25	Larry ten Voorde	8:40:01.584	25:01.584	Larry ten Voorde	8:41:18.837	26:18.837		1:17.253
8	Alexander Fach	8:41:53.776	26:53.776					
13	Alexander Tauscher	8:41:59.365	26:59.365					
87	Ariel Levi	8:43:35.893	28:35.893					
5	Sören Spreng	8:44:42.687	29:42.687					
99	Bastian Buus	8:45:10.888	30:10.888					
27	Ghislain Cordeel	8:46:18.870	31:18.870					



Porsche Carrera Cup Deutschland Testda

PORSCHE

**CARRERA CUP
DEUTSCHLAND**

Sector List Session 1

Provisional

Reg. Nr.:

DMSB

Red Bull Ring, Length: 4318m

Air temperature: 11.78°C

Track temperature: 15°C

Weather condition: Dry

21 September 2023 08:15:00

Lap Id	Time	SE1	SP1	SE2	SP2	SE3	SP3	TSP	Lap Id	Time	SE1	SP1	SE2	SP2	SE3	SP3	TSP
4	Donchev, BGR(#1)								theoretical besttime: 1:32.419								
1 0	2:13.377	47.333	165	51.978	133	34.066	189		9 0	7:19.051	6:06.765	208	43.369	156	28.917	203	
2 0	1:43.825	24.647	230	46.168	140	33.010	190		10 0	1:33.138	23.249	237	41.081	159	28.808	203	
3 0	1:39.519	26.021	198	44.180	150	29.318	201		11 0	1:32.981	23.133	238	41.177	156	28.671	203	
4 0	1:33.926	23.719	235	41.339	151	28.868	204		12 0	1:33.037	23.193	239	41.187	156	28.657	204	
5 0	1:32.985	23.214	238	41.186	153	28.585	205		13 0	1:32.419	23.009	239	40.854	159	28.556	204	
6 0	1:33.334	23.398	237	41.185	154	28.751	203		14 0	1:33.101	23.132	239	41.100	158	28.869	201	
7 0	1:33.051	23.162	237	41.122	153	28.767	203		15 0	1:33.163	23.496	237	40.913	158	28.754	204	
8 0	1:40.762	23.394	237	41.910	156	35.458	58										

5	Spreng, DEU(#1)								theoretical besttime: 1:31.524								
1 0	2:21.300	57.867	137	49.638	138	33.795	178		9 0	1:32.583	23.280	238	40.942	159	28.361	204	
2 0	1:40.861	26.633	195	44.023	149	30.205	197		10 0	1:31.891	22.842	240	40.823	158	28.226	205	
3 0	1:37.751	24.421	233	41.918	155	31.412	198		11 0	1:32.690	23.605	238	40.672	161	28.413	205	
4 0	1:45.952	24.096	236	51.484	62	30.372	203		12 0	1:31.670	22.981	239	40.514	160	28.175	205	
5 0	1:33.575	23.430	237	41.362	156	28.783	203		13 0	1:31.838	23.070	239	40.507	165	28.261	204	
6 0	1:41.362	23.320	237	41.581	140	36.461	58		14 0	1:39.692	22.984	239	41.030	148	35.678	58	
7 0	4:52.389	2:58.683	179	59.678	90	54.028	53		15								
8 0	4:53.750	3:41.509	219	43.337	151	28.904	204										

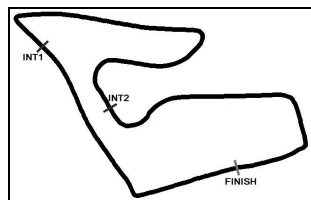
7	Ferati, CHE(#1)								theoretical besttime: 2:24.778								
1 0	2:50.426	1:18.228	150	51.457	133	40.741	57		3 0	5:11.071							
2 0	2:42.530	52.580	93	1:03.678	97	46.272	44										

8	Fach, CHE(#1)								theoretical besttime: 1:32.607								
1 0	2:45.727	1:19.634	156	50.619	140	35.474	194		8 0	1:40.276	23.142	238	41.183	161	35.951	57	
2 0	1:40.880	25.047	201	44.302	158	31.531	196		9 0	6:41.213	5:27.828	212	43.573	146	29.812	204	
3 0	1:36.688	24.091	230	42.324	160	30.273	203		10 0	1:33.424	23.205	239	41.280	162	28.939	205	
4 0	1:34.436	23.361	232	41.986	157	29.089	204		11 0	1:32.662	22.948	240	41.058	164	28.656	204	
5 0	1:35.006	23.196	235	41.820	158	29.990	204		12 0	1:32.669	23.007	240	41.061	159	28.601	206	
6 0	1:33.792	23.270	239	41.428	155	29.094	204		13 0	1:38.158	23.147	240	41.525	158	33.486	57	
7 0	1:33.568	23.209	238	41.317	161	29.042	204		14								

12	Jones, AUS(#1)								theoretical besttime: 1:32.245								
1 0	2:40.126	1:14.847	138	52.180	136	33.099	186		9 0	3:01.556	43.514	79	1:18.021	80	1:00.021	58	
2 0	1:39.785	24.914	197	43.719	158	31.152	199		10 0	4:08.998	2:51.445	173	46.640	148	30.913	197	
3 0	1:36.758	24.309	194	42.777	163	29.672	201		11 0	1:39.924	24.043	222	44.169	154	31.712	203	
4 0	1:34.047	23.648	236	41.476	161	28.923	204		12 0	1:33.974	23.378	237	41.518	157	29.078	204	
5 0	1:59.789	23.112	238	1:07.626	155	29.051	203		13 0	1:49.947	23.131	238	58.111	160	28.705	204	
6 0	1:37.394	23.239	236	45.100	166	29.055	204		14 0	1:32.829	22.825	238	41.075	165	28.929	204	
7 0	1:33.317	23.092	236	41.418	161	28.807	204		15 0	1:32.567	23.071	238	40.863	163	28.633	204	
8 0	1:33.334	23.234	237	41.324	164	28.776	203		16 0	1:32.608	23.006	238	41.045	159	28.557	204	

13	Tauscher, DEU(#1)								theoretical besttime: 1:32.056								
1 0	2:14.402	52.451	144	50.549	133	31.402	194		8 0	1:38.127	23.139	237	40.933	162	34.055	58	
2 0	1:35.938	24.538	217	42.271	153	29.129	202		9 0	7:32.941	6:21.093	194	43.155	156	28.693	203	
3 0	1:34.959	24.721	230	41.418	157	28.820	201		10 0	1:32.493	23.118	239	41.054	158	28.321	206	
4 0	1:33.141	23.441	237	41.116	159	28.584	204		11 0	1:33.189	22.971	240	41.121	161	29.097	206	
5 0	1:33.192	23.389	237	41.245	161	28.558	204		12 0	1:32.824	22.963	240	41.417	150	28.444	204	
6 0	1:33.181	23.073	238	41.423	147	28.685	204		13 0	1:37.263	22.950	241	40.793	161	33.520	58	
7 0	1:32.341	23.073	238	40.955	160	28.313	205		14								

14	Schuring, NLD(#1)								theoretical besttime: 1:31.300								
1 0	2:19.191	56.658	135	50.336	142	32.197	199		9 0	3:59.180	2:45.884	220	43.803	147	29.493	204	
2 0	1:36.556	24.192	222	42.530	157	29.834	198		10 0	1:32.994	23.030	238	40.652	163	29.312	206	
3 0	2:06.129	23.724	239	1:11.758	148	30.647	204		11 0	1:31.633	22.944	239	40.522	164	28.167	204	
4 0	1:32.611	23.151	236	40.984	164	28.476	204		12 0	1:33.526	23.189	238	41.679	147	28.658	206	
5 0	1:32.685	23.136	238	41.151	161	28.398	204		13 0	1:31.431	22.906	240	40.347	165	28.178	204	
6 0	1:31.805	22.951	238	40.591	159	28.263	204		14 0	1:33.125	23.305	233	41.388	154	28.432	205	
7 0	1:37.662	22.970	238	40.725	162	33.967	58		15 0	1:31.447	22.919	238	40.381	164	28.147	205	



Porsche Carrera Cup Deutschland Testda

PORSCHE

**CARRERA CUP
DEUTSCHLAND**

Sector List Session 1

Provisional

Reg. Nr.:

DMSB

Red Bull Ring, Length: 4318m

Air temperature: 11.78°C

Track temperature: 15°C

Weather condition: Dry

21 September 2023 08:15:00

Lap	Id	Time	SE1	SP1	SE2	SP2	SE3	SP3	TSP	Lap	Id	Time	SE1	SP1	SE2	SP2	SE3	SP3	TSP
8	0	4:24.764	2:06.269	116	1:18.110	78	1:00.385	58		16	0	1:31.312	22.918	238	40.252	156	28.142	205	

19 King, GBR(#1)

theoretical besttime: 1:31.574

1	0	2:38.756	1:13.755	149	52.486	136	32.515	190		9	0	2:20.518	23.021	236	57.412	79	1:00.085	58	
2	0	1:40.277	25.126	224	44.079	147	31.072	196		10	0	5:40.949	4:24.770	222	42.225	161	33.954	203	
3	0	1:35.409	24.257	226	42.067	159	29.085	203		11	0	1:38.401	23.175	237	46.743	162	28.483	203	
4	0	1:33.148	23.302	236	41.151	160	28.695	203		12	0	1:31.997	23.015	238	40.584	165	28.398	204	
5	0	1:32.580	23.154	237	40.845	164	28.581	203		13	0	1:32.541	23.000	238	40.777	166	28.764	204	
6	0	1:32.316	23.128	238	40.724	164	28.464	203		14	0	1:31.757	22.922	239	40.342	166	28.493	204	
7	0	1:32.117	23.083	237	40.638	161	28.396	204		15	0	1:54.983	23.075	238	1:03.316	165	28.592	205	
8	0	1:31.855	23.030	237	40.515	161	28.310	204		16	0	1:31.790	22.934	238	40.516	164	28.340	204	

22 Ferrer-Aza, CHE(#1)

theoretical besttime: 1:32.541

1	0	2:41.646	1:15.958	137	52.570	128	33.118	191		8	0	1:35.763	23.830	227	42.162	151	29.771	203	
2	0	1:46.453	26.419	157	48.187	140	31.847	190		9	0	1:35.588	23.232	235	43.155	148	29.201	203	
3	0	1:45.318	25.869	178	47.256	144	32.193	201		10	0	1:33.320	23.124	232	41.369	156	28.827	205	
4	0	1:37.322	24.101	211	43.269	136	29.952	203		11	0	1:32.705	22.960	238	41.136	160	28.609	204	
5	0	1:50.406	25.505	168	46.313	143	38.588	57		12	0	1:32.609	23.015	239	41.045	162	28.549	204	
6	0	6:18.360	4:22.627	153	59.284	103	56.449	57		13	0	1:32.969	23.334	237	41.099	157	28.536	204	
7	0	4:43.733	3:25.625	161	47.228	138	30.880	202											

24 Hartog, NLD(#1)

theoretical besttime: 1:31.476

1	0	2:18.090	51.728	157	52.922	138	33.440	199		8	0	1:32.102	23.102	238	40.849	163	28.151	205	
2	0	1:49.852	31.328	189	46.523	155	32.001	198		9	0	1:31.523	22.955	238	40.370	163	28.198	206	
3	0	1:44.307	28.512	211	47.109	165	28.686	203		10	0	1:32.565	23.127	238	40.677	156	28.761	206	
4	0	1:40.062	23.447	236	42.311	145	34.304	204		11	0	1:32.463	23.048	238	40.681	161	28.734	204	
5	0	1:55.131	26.941	207	48.971	153	39.219	58		12	0	2:00.244	22.975	238	1:08.209	135	29.060	205	
6	0	7:01.939	4:47.122	227	1:13.971	80	1:00.846	58		13	0	1:31.954	23.023	238	40.728	162	28.203	205	
7	0	4:03.425	2:53.283	223	41.658	161	28.484	204											

25 ten Voorde, NLD(#1)

theoretical besttime: 1:31.475

1	0	2:20.498	1:01.403	161	47.927	143	31.168	197		8	0	8:36.993	7:25.868	223	42.735	161	28.390	204	
2	0	1:36.929	25.039	202	41.954	164	29.936	198		9	0	1:32.055	23.067	237	40.838	165	28.150	204	
3	0	1:35.179	23.956	232	41.692	162	29.531	203		10	0	1:31.688	23.044	238	40.520	167	28.124	204	
4	0	1:32.290	23.246	238	40.720	166	28.324	205		11	0	1:37.977	22.991	238	40.515	165	34.471	58	
5	0	1:32.089	23.120	238	40.753	165	28.216	205		12	0	2:42.988	1:34.016	235	40.691	166	28.281	204	
6	0	1:32.018	23.067	239	40.563	168	28.388	203		13	0	1:31.535	22.985	239	40.478	166	28.072	204	
7	0	1:38.511	23.112	238	40.779	167	34.620	58		14	0	1:31.522	22.926	238	40.477	166	28.119	205	

27 Cordeel, BEL(#1)

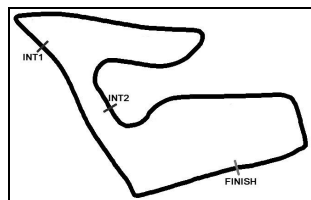
theoretical besttime: 1:31.396

1	0	2:19.663	1:00.324	160	48.028	144	31.311	196		9	0	8:00.362	6:38.179	140	51.428	127	30.755	199	
2	0	1:36.319	24.352	208	42.173	160	29.794	203		10	0	1:35.369	23.993	231	42.264	149	29.112	206	
3	0	1:33.835	23.603	235	41.598	157	28.634	204		11	0	1:55.946	22.984	238	1:03.438	138	29.524	205	
4	0	1:32.591	23.353	238	40.694	162	28.544	204		12	0	1:32.480	23.075	239	41.220	163	28.185	205	
5	0	1:32.078	23.100	238	40.499	163	28.479	204		13	0	1:32.121	23.069	239	40.851	162	28.201	204	
6	0	1:33.171	23.004	238	40.956	162	29.211	203		14	0	1:31.396	22.901	239	40.405	163	28.090	204	
7	0	1:34.416	23.096	238	42.548	163	28.772	206		15	0	1:57.771	24.071	180	49.869	134	43.831	42	
8	0	1:37.797	23.162	237	40.965	162	33.670	57											

28 van Eijndhoven, NLD(#1)

theoretical besttime: 1:31.879

1	0	2:21.924	1:02.669	170	48.195	144	31.060	197		9	0	2:02.943	25.576	162	44.387	131	52.980	59	
2	0	1:38.163	25.312	204	42.856	158	29.995	200		10	0	5:57.035	4:45.356	231	43.059	156	28.620	205	
3	0	1:35.222	23.768	207	42.464	156	28.990	203		11	0	1:32.365	23.159	237	40.811	164	28.395	202	
4	0	1:33.262	23.415	234	40.975	162	28.872	204		12	0	1:33.028	23.075	238	41.627	159	28.326	205	
5	0	1:32.132	23.034	238	40.729	161	28.369	205		13	0	1:32.114	23.116	238	40.753	165	28.245	205	
6	0	1:32.161	23.014	239	40.630	163	28.517	205		14	0	1:32.261	23.075	239	40.798	164	28.388	206	
7	0	1:32.535	23.079	239	40.795	159	28.661	205		15	0	1:31.929	23.038	239	40.620	167	28.271	204	
8	0	1:32.439	23.144	237	40.819	162	28.476	205		16	0	1:33.361	23.153	238	40.670	165	29.538	183	



Porsche Carrera Cup Deutschland Testda

PORSCHE

**CARRERA CUP
DEUTSCHLAND**

Sector List Session 1

Provisional

Reg. Nr.:

DMSB

Red Bull Ring, Length: 4318m

Air temperature: 11.78°C

Track temperature: 15°C

Weather condition: Dry

21 September 2023 08:15:00

Lap Id	Time	SE1	SP1	SE2	SP2	SE3	SP3	TSP	Lap Id	Time	SE1	SP1	SE2	SP2	SE3	SP3	TSP
31	Freyimuth, DEU(#1)								theoretical besttime: 1:31.803								
1 0	2:33.842	1:09.294	107	52.211	140	32.337	175		8 0	8:29.341	7:08.154	177	50.764	137	30.423	193	
2 0	1:45.484	27.374	183	47.103	146	31.007	191		9 0	1:45.602	29.286	132	47.009	148	29.307	204	
3 0	1:36.189	24.492	225	42.194	151	29.503	204		10 0	1:32.734	23.084	239	41.216	152	28.434	206	
4 0	1:33.495	23.349	237	41.395	150	28.751	205		11 0	1:32.028	22.951	239	40.870	150	28.207	206	
5 0	1:33.035	23.263	232	41.214	152	28.558	205		12 0	1:31.887	22.989	239	40.680	157	28.218	205	
6 0	1:32.791	23.013	237	41.122	152	28.656	204		13 0	1:31.807	22.950	239	40.646	159	28.211	206	
7 0	1:40.044	23.354	237	40.957	155	35.733	58		14 0	1:32.093	23.003	238	40.765	156	28.325	203	

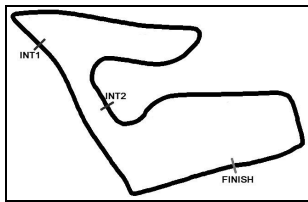
34	Oeverhaus, DEU(#1)								theoretical besttime: 1:31.832								
1 0	1:59.627	38.776	180	49.299	128	31.552	195		9 0	1:51.840	23.359	237	41.253	150	47.228	59	
2 0	1:37.963	24.700	225	42.885	152	30.378	198		10 0	6:01.589	4:43.173	154	47.293	137	31.123	200	
3 0	1:36.968	24.156	224	42.844	148	29.968	201		11 0	1:35.294	23.969	230	42.227	152	29.098	204	
4 0	1:33.997	23.549	236	41.647	150	28.801	204		12 0	1:32.868	23.208	238	40.966	158	28.694	202	
5 0	1:33.444	23.103	239	41.710	154	28.631	205		13 0	1:32.194	23.089	238	40.829	160	28.276	205	
6 0	1:32.835	23.173	237	41.190	157	28.472	204		14 0	1:33.076	24.197	238	40.683	159	28.196	205	
7 0	1:32.623	23.188	238	40.899	153	28.536	204		15 0	1:32.071	22.999	239	40.748	158	28.324	204	
8 0	1:32.774	23.113	238	41.145	153	28.516	204		16 0	1:31.954	23.058	239	40.746	155	28.150	206	

40	Stiak, DEU(#1)								theoretical besttime: 1:31.624								
1 0	2:50.934	1:27.385	165	48.257	132	35.292	188		9 0	7:19.122	5:59.932	154	48.561	140	30.629	198	
2 0	1:40.530	25.513	206	43.370	139	31.647	197		10 0	1:35.728	24.508	219	42.154	155	29.066	199	
3 0	1:35.599	24.198	214	42.082	156	29.319	201		11 0	1:36.623	23.647	227	41.519	158	31.457	205	
4 0	1:34.274	23.470	220	42.026	158	28.778	204		12 0	1:32.152	23.115	237	40.778	162	28.259	204	
5 0	1:33.391	23.274	235	41.265	159	28.852	203		13 0	1:32.001	23.160	237	40.633	164	28.208	203	
6 0	1:33.128	23.320	234	41.187	156	28.621	204		14 0	1:31.706	23.061	238	40.546	166	28.099	205	
7 0	1:32.749	23.222	235	40.935	161	28.592	204		15 0	1:32.097	22.979	237	40.782	162	28.336	203	
8 0	1:41.210	23.306	235	41.346	154	36.558	56										

44	Greif, DEU(#1)								theoretical besttime: 1:32.677								
1 0	2:07.037	41.470	145	51.555	129	34.012	187		9 0	4:02.690	2:50.541	201	42.933	154	29.216	204	
2 0	1:40.997	24.846	218	43.398	148	32.753	197		10 0	1:34.057	23.350	235	41.777	159	28.930	203	
3 0	1:38.722	24.619	215	43.118	151	30.985	200		11 0	1:33.346	23.192	238	41.344	160	28.810	204	
4 0	1:35.413	23.745	233	41.998	163	29.670	188		12 0	1:32.944	23.094	240	41.142	161	28.708	205	
5 0	1:36.051	23.904	238	41.612	159	30.535	201		13 0	1:35.068	23.075	239	43.331	156	28.662	204	
6 0	1:34.168	23.456	238	41.723	163	28.989	204		14 0	1:32.678	23.035	240	41.060	160	28.583	205	
7 0	1:41.114	23.923	195	42.642	160	34.549	58		15 0	1:32.799	23.085	239	41.067	160	28.647	205	
8 0	4:40.446	2:22.732	217	1:16.789	78	1:00.925	58		16 0	1:32.835	23.130	239	41.059	161	28.646	204	

54	Essmann, DEU(#1)								theoretical besttime: 1:33.718								
1 0	3:11.482	1:36.536	123	57.963	116	36.983	137		8 0	5:49.297	23.545	236	4:43.798	110	41.954	57	
2 0	1:53.434	32.814	160	48.943	134	31.677	198		9 0	4:48.137	3:22.574	165	50.812	133	34.751	180	
3 0	1:38.762	24.635	205	43.870	144	30.257	201		10 0	1:48.860	29.769	176	46.389	146	32.702	201	
4 0	1:36.878	24.079	214	43.461	156	29.338	201		11 0	1:40.161	23.708	233	47.119	150	29.334	202	
5 0	1:35.434	23.847	229	42.508	157	29.079	204		12 0	1:33.868	23.550	237	41.544	159	28.774	202	
6 0	1:33.994	23.400	236	41.628	152	28.966	203		13 0	1:34.294	23.707	236	41.708	160	28.879	201	
7 0	1:34.359	23.571	236	41.846	155	28.942	201										

65	Pfister, DEU(#1)								theoretical besttime: 1:33.233								
1 0	2:42.535	58.817	118	58.613	108	45.105	59		8 0	4:04.870	2:45.320	146	49.061	113	30.489	200	
2 0	4:41.266	3:22.754	160	46.720	137	31.792	193		9 0	1:35.288	23.786	230	42.346	153	29.156	200	
3 0	1:50.228	27.597	174	50.691	133	31.940	199		10 0	1:34.481	23.573	237	41.730	161	29.178	202	
4 0	1:36.272	24.045	193	42.407	152	29.820	198		11 0	1:34.300	23.573	237	41.505	156	29.222	200	
5 0	1:35.018	23.765	234	41.938	156	29.315	202		12 0	1:33.817	23.383	237	41.493	153	28.941	202	
6 0	1:36.381	23.604	232	43.097	153	29.680	203		13 0	1:33.747	23.178	239	41.196	164	29.373	201	
7 0	2:48.902	25.547	136	1:17.628	87	1:05.727	49		14 0	1:33.274	23.161	238	41.237	164	28.876	204	



Porsche Carrera Cup Deutschland Testda

PORSCHE

**CARRERA CUP
DEUTSCHLAND**

Sector List Session 1

Provisional

Reg. Nr.:

DMSB

Red Bull Ring, Length: 4318m

Air temperature: 11.78°C

Track temperature: 15°C

Weather condition: Dry

21 September 2023 08:15:00

Lap Id	Time	SE1	SP1	SE2	SP2	SE3	SP3	TSP	Lap Id	Time	SE1	SP1	SE2	SP2	SE3	SP3	TSP
68	Stender, DEU(#1)								theoretical besttime: 1:32.870								
1 0	2:53.198	1:26.193	151	51.757	138	35.248	166		9 0	2:50.421	29.271	113	1:15.472	87	1:05.678	47	
2 0	1:39.633	26.005	201	43.285	151	30.343	200		10 0	4:14.036	3:01.672	224	42.820	153	29.544	203	
3 0	1:36.118	24.072	229	42.556	150	29.490	203		11 0	1:35.787	25.304	227	41.663	156	28.820	203	
4 0	1:34.983	23.473	237	41.865	156	29.645	198		12 0	1:43.882	23.441	238	51.396	158	29.045	203	
5 0	1:34.534	23.544	238	41.983	154	29.007	203		13 0	1:33.963	23.490	238	41.131	162	29.342	199	
6 0	1:35.910	23.447	238	43.417	149	29.046	204		14 0	1:33.630	23.555	238	41.401	162	28.674	204	
7 0	1:33.825	23.248	231	41.754	151	28.823	204		15 0	1:33.166	23.390	239	40.981	166	28.795	204	
8 0	1:33.897	23.221	236	41.552	152	29.124	204		16 0	1:33.114	23.215	239	41.153	155	28.746	204	

69	Harmsen, DEU(#1)								theoretical besttime: 1:35.616								
1 0	2:59.640	1:28.227	152	53.774	111	37.639	173		8 0	2:09.398	23.882	227	49.174	93	56.342	44	
2 0	1:55.296	29.670	185	49.165	125	36.461	186		9 0	7:00.074	5:43.386	171	45.867	133	30.821	197	
3 0	1:47.580	26.776	207	46.376	132	34.428	191		10 0	1:37.174	24.074	232	42.716	143	30.384	200	
4 0	1:44.304	25.463	192	46.314	137	32.527	194		11 0	1:36.483	23.836	236	42.663	140	29.984	203	
5 0	1:41.094	24.847	225	44.519	121	31.728	193		12 0	1:36.817	24.529	232	42.624	149	29.664	203	
6 0	1:39.082	24.703	220	43.269	138	31.110	196		13 0	1:36.307	23.798	231	42.802	145	29.707	204	
7 0	1:39.741	24.699	221	44.138	137	30.904	200		14 0	1:35.946	23.478	234	42.954	140	29.514	201	

77	Köhler, DEU(#1)								theoretical besttime: 1:31.611								
1 0	3:18.074	1:52.643	145	50.253	134	35.178	169		9 0	3:04.420	46.224	79	1:17.611	79	1:00.585	57	
2 0	1:39.059	26.115	202	43.333	156	29.611	199		10 0	4:08.934	2:52.924	223	45.358	129	30.652	204	
3 0	1:34.075	24.022	229	41.399	162	28.654	203		11 0	1:32.078	23.074	238	40.641	161	28.363	204	
4 0	1:32.932	23.619	235	40.944	163	28.369	204		12 0	1:31.817	22.995	239	40.520	160	28.302	204	
5 0	1:32.269	23.210	238	40.679	163	28.380	204		13 0	1:42.424	22.939	240	50.982	159	28.503	205	
6 0	1:32.220	23.102	238	40.775	160	28.343	204		14 0	1:32.253	23.131	240	40.468	165	28.654	204	
7 0	1:34.511	23.089	238	40.861	156	30.561	204		15 0	1:31.661	22.966	239	40.370	163	28.325	203	
8 0	1:31.910	23.097	237	40.465	162	28.348	204		16 0	1:35.603	25.537	196	41.051	161	29.015	182	

84	Alshehab, KUW(#1)								theoretical besttime: 1:32.415								
1 0	2:30.858	1:07.230	142	50.012	132	33.616	195		9 0	6:46.144	5:25.860	157	48.993	150	31.291	196	
2 0	1:39.847	24.892	197	44.807	153	30.148	197		10 0	1:38.505	25.437	220	43.305	148	29.763	200	
3 0	1:37.223	25.282	229	42.694	157	29.247	202		11 0	1:36.067	23.953	228	42.907	151	29.207	204	
4 0	1:57.066	23.491	236	1:03.944	153	29.631	205		12 0	1:34.059	23.327	238	41.492	153	29.240	205	
5 0	1:34.121	23.247	239	41.684	160	29.190	204		13 0	1:32.956	23.313	238	41.079	163	28.564	206	
6 0	1:33.877	23.316	238	41.297	157	29.264	204		14 0	1:32.660	23.292	239	40.862	161	28.506	204	
7 0	1:33.088	23.047	238	41.220	154	28.821	205		15 0	1:32.836	23.140	240	40.925	162	28.771	204	
8 0	1:42.833	24.126	201	42.134	154	36.573	56										

87	Levi, ISR(#1)								theoretical besttime: 1:32.183								
1 0	2:01.690	40.991	189	48.448	136	32.251	186		9 0	1:40.811	23.354	235	40.779	163	36.678	58	
2 0	1:37.127	25.291	217	41.988	165	29.848	196		10 0	6:09.110	4:58.475	213	42.097	161	28.538	203	
3 0	1:34.853	24.221	223	41.654	161	28.978	203		11 0	1:33.593	23.192	235	41.191	161	29.210	200	
4 0	1:32.541	23.342	235	40.759	168	28.440	204		12 0	1:32.877	23.235	238	41.274	160	28.368	201	
5 0	1:32.819	23.168	235	41.287	164	28.364	203		13 0	1:32.798	23.228	237	40.894	164	28.676	203	
6 0	1:32.603	23.472	235	40.814	166	28.317	203		14 0	1:32.579	23.142	238	40.730	164	28.707	203	
7 0	1:32.272	23.136	236	40.795	166	28.341	203		15 0	1:42.562	24.739	222	43.694	158	34.129	58	
8 0	1:32.269	23.196	236	40.750	161	28.323	203		16								

88	Felbermayr, AUT(#1)								theoretical besttime: 1:32.386								
1 0	2:48.479	1:21.588	158	50.770	128	36.121	172		9 0	7:22.562	6:06.419	220	45.234	130	30.909	203	
2 0	1:43.899	26.749	193	44.161	147	32.989	194		10 0	1:33.317	23.234	238	41.215	155	28.868	204	
3 0	1:39.658	27.378	190	42.947	149	29.333	202		11 0	1:32.835	23.196	237	41.033	158	28.606	204	
4 0	1:34.288	23.644	231	41.983	153	28.661	203		12 0	1:38.221	28.479	231	41.197	160	28.545	204	
5 0	1:33.778	23.490	236	41.405	150	28.883	203		13 0	1:34.458	23.153	238	40.873	163	30.432	202	
6 0	1:33.316	23.072	238	41.479	158	28.765	204		14 0	1:33.719	23.296	238	41.930	161	28.493	204	
7 0	1:33.228	23.809	235	40.978	159	28.441	203		15 0	1:32.792	23.262	237	40.938	162	28.592	204	
8 0	1:39.911	23.358	236	41.228	161	35.325	58										



Porsche Carrera Cup Deutschland Testda

PORSCHE

**CARRERA CUP
DEUTSCHLAND**

Sector List Session 1

Provisional

Reg. Nr.:

DMSB

Red Bull Ring, Length: 4318m

Air temperature: 11.78°C

Track temperature: 15°C

Weather condition: Dry

21 September 2023 08:15:00

Lap Id	Time	SE1	SP1	SE2	SP2	SE3	SP3	TSP	Lap Id	Time	SE1	SP1	SE2	SP2	SE3	SP3	TSP
98 Seyffert, DEU(#1)									theoretical besttime: 1:32.462								
1	0	1:56.486	36.773	180	48.107	133	31.606	190	9	0	1:57.091	23.238	236	41.695	135	52.158	45
2	0	1:38.552	25.083	221	43.144	154	30.325	197	10	0	5:28.479	4:16.908	205	42.682	158	28.889	204
3	0	1:58.874	24.643	226	1:03.698	111	30.533	201	11	0	1:33.935	23.214	235	41.766	159	28.955	202
4	0	1:33.502	23.516	236	41.288	162	28.698	203	12	0	1:32.768	23.216	239	40.985	163	28.567	201
5	0	1:33.726	23.229	237	41.227	160	29.270	204	13	0	1:33.776	23.239	238	41.269	164	29.268	204
6	0	1:32.735	23.240	238	41.063	162	28.432	203	14	0	1:32.812	23.298	238	41.046	161	28.468	204
7	0	1:33.169	23.248	238	41.108	159	28.813	201	15	0	1:32.618	23.099	238	40.931	157	28.588	204
8	0	1:32.612	23.206	237	40.937	162	28.469	204	16	0	1:32.724	23.121	238	41.088	159	28.515	205

Lap Id	Time	SE1	SP1	SE2	SP2	SE3	SP3	TSP	Lap Id	Time	SE1	SP1	SE2	SP2	SE3	SP3	TSP
99 Buus, DNK(#1)									theoretical besttime: 1:31.808								
1	0	2:40.525	1:12.219	158	55.573	108	32.733	192	9	0	2:37.273	23.402	237	1:13.846	79	1:00.025	58
2	0	1:43.709	25.074	207	43.402	149	35.233	201	10	0	5:55.793	4:45.702	232	41.502	156	28.589	203
3	0	1:36.708	24.392	231	41.856	148	30.460	202	11	0	1:32.434	23.079	238	40.886	156	28.469	204
4	0	1:32.935	23.229	238	40.823	167	28.883	203	12	0	1:31.973	22.933	239	40.735	165	28.305	205
5	0	1:34.356	24.885	233	41.026	166	28.445	204	13	0	1:32.029	22.939	239	40.794	166	28.296	204
6	0	1:32.523	23.002	239	41.198	165	28.323	205	14	0	1:32.209	22.909	239	40.828	169	28.472	204
7	0	1:31.948	23.049	238	40.605	163	28.294	205	15	0	1:48.783	23.205	238	46.527	153	39.051	57
8	0	1:32.383	23.016	237	40.627	167	28.740	188									