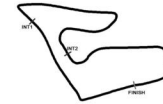


Session 3
Red Bull Ring



Reg. Nr.:

Provisional

Result List

Stewards / Race Management

STEWARD
STEWARD
STEWARD
RACE DIRECTOR
CLERK OF THE COURSE
TECHNICAL DELEGATE
CHIEF TIMEKEEPER

Weather Start/Finish

AIR 22.8°C
TRACK 21.2°C
CONDITIONS Dry
PRESSURE 935 hPa
AIR 22.8°C
TRACK 21.7°C
CONDITIONS Dry
PRESSURE 935 hPa

Track Information

GREEN FLAG 14:35:00
CHEQUERED FLAG 15:05:00
SAFETY CAR PHASE 0
FULL COURSE YELLOW PHASE 0
TRACK NAME Red Bull Ring
TRACK LENGTH 4318m
TURN COUNT 10
FASTEST LAP: #14. MSC - 1:30.692

STARTED: 28 CLASSIFIED: 28 NOT CLASSIFIED: 0 DISQUALIFIED: 0

Nr.	Drivers	Team	Lap	Best Time	Gap	Diff	Kph	Day Time
Cl.	Car	Competitor						
1	14 M.Schuring(NLD) Porsche 911 GT3 Cup	FACH AUTO TECH(CHE)	12	1:30.692			171.4	15:05:09
2	8 A.Fach(CHE) Porsche 911 GT3 Cup	FACH AUTO TECH(CHE)	11	1:30.814	0.122	0.122	171.1	15:03:55
3	25 L.ten Voorde(NLD) Porsche 911 GT3 Cup	Team GP Elite(NLD)	10	1:30.846	0.154	0.032	171.1	15:03:29
4	19 H.King(GBR) Porsche 911 GT3 Cup	Allied-Racing(DEU)	9	1:30.893	0.201	0.047	171.0	15:01:23
5	28 H.van Eijndhoven(NLD) Porsche 911 GT3 Cup	Team GP Elite(NLD)	8	1:30.948	0.256	0.055	170.9	15:00:24
6	24 L.Hartog(NLD) Porsche 911 GT3 Cup	Team GP Elite(NLD)	8	1:30.961	0.269	0.013	170.8	15:03:43
7	77 L.Köhler(DEU) Porsche 911 GT3 Cup	Proton Competition(DEU)	10	1:30.972	0.280	0.011	170.8	15:06:30
8	99 B.Buus(DNK) Porsche 911 GT3 Cup	Allied-Racing(DEU)	8	1:31.006	0.314	0.034	170.8	14:59:41
9	12 H.Jones(AUS) Rookie Porsche 911 GT3 Cup	Scherer Sport PHX(DEU)	11	1:31.083	0.391	0.077	170.6	15:05:16
10	34 T.Oeverhaus(DEU) Rookie Porsche 911 GT3 Cup	CarTech Motorsport Bonk(DEU)	8	1:31.258	0.566	0.175	170.3	15:00:58
11	27 G.Cordeel(BEL) Rookie Porsche 911 GT3 Cup	GP Elite(NLD)	9	1:31.319	0.627	0.061	170.2	15:02:00
12	13 A.Tauscher(DEU) Porsche 911 GT3 Cup	Huber Racing(AUT)	11	1:31.333	0.641	0.014	170.1	15:05:45
13	7 J.Ferati(CHE) Rookie Porsche 911 GT3 Cup	FACH AUTO TECH(CHE)	10	1:31.390	0.698	0.057	170.0	15:03:57
14	6 V.Andronaco(DEU) Rookie Porsche 911 GT3 Cup	Allied-Racing(DEU)	10	1:31.427	0.735	0.037	170.0	15:03:52
15	22 M.Ferrer-Aza(CHE) Porsche 911 GT3 Cup	Scherer Sport PHX(DEU)	11	1:31.483	0.791	0.056	169.9	15:05:56
16	40 J.Stiak(DEU) Rookie Porsche 911 GT3 Cup	ID Racing(DEU)	10	1:31.565	0.873	0.082	169.7	15:02:03
17	5 S.Spreng(DEU) ProAm Porsche 911 GT3 Cup	GP Elite(NLD)	11	1:31.570	0.878	0.005	169.7	15:05:06
18	87 A.Levi(ISR) Porsche 911 GT3 Cup	TEAM HUBER RACING(AUT)	12	1:31.614	0.922	0.044	169.6	15:05:19
19	98 J.Seyffert(DEU) Porsche 911 GT3 Cup	HP Racing International(DEU)	11	1:31.705	1.013	0.091	169.5	15:02:59
20	44 J.Greif(DEU) Porsche 911 GT3 Cup	ProfilDoors by Huber Racing(AUT)	10	1:31.818	1.126	0.113	169.3	15:02:32
21	84 A.Alshehab(KUW) ProAm Porsche 911 GT3 Cup	CarTech Motorsport Bonk(DEU)	8	1:31.846	1.154	0.028	169.2	15:00:46

Session 3
Red Bull Ring



Reg. Nr.:

Provisional

Result List

Nr.	Drivers	Team	Lap	Best Time	Gap	Diff	Kph	Day Time
Cl.	Car	Competitor						
22	31 S.Freymuth(DEU) Porsche 911 GT3 Cup	TEAM HUBER RACING(AUT)	10	1:31.873	1.181	0.027	169.1	15:01:34
23	54 M.Essmann(DEU) ProAm Porsche 911 GT3 Cup	CarTech Motorsport Bonk(DEU)	9	1:32.465	1.773	0.592	168.1	15:02:35
24	68 T.Stender(DEU) Rookie Porsche 911 GT3 Cup	HRT Performance(DEU)	11	1:32.498	1.806	0.033	168.0	15:03:49
25	88 H.Felbermayr(AUT) Rookie Porsche 911 GT3 Cup	Proton Competition(DEU)	11	1:32.901	2.209	0.403	167.3	15:05:03
26	65 K.Pfister(DEU) ProAm Porsche 911 GT3 Cup	HRT Performance(DEU) HRT Performance	11	1:33.040	2.348	0.139	167.0	15:03:21
27	69 H.Harmsen(DEU) ProAm Porsche 911 GT3 Cup	HRT Performance(DEU)	12	1:33.714	3.022	0.674	165.8	15:05:48
28	4 G.Donchev(BGR) ProAm Porsche 911 GT3 Cup	ProfilDoors by Huber Racing(AUT)	2	1:36.891	6.199	3.177	160.4	14:38:36

Subject to final scrutineering!

Publication time:	Clerk of the Course:	Timekeeper:
-------------------	----------------------	-------------

Session 3
Red Bull Ring



Reg. Nr.:

Provisional

Class Result List

Stewards / Race Management

STEWARD
STEWARD
STEWARD
RACE DIRECTOR
CLERK OF THE COURSE
TECHNICAL DELEGATE
CHIEF TIMEKEEPER

Weather Start/Finish

AIR 22.8°C
TRACK 21.2°C
CONDITIONS Dry
PRESSURE 935 hPa
AIR 22.8°C
TRACK 21.7°C
CONDITIONS Dry
PRESSURE 935 hPa

Track Information

GREEN FLAG 14:35:00
CHEQUERED FLAG 15:05:00
SAFETY CAR PHASE 0
FULL COURSE YELLOW PHASE 0
TRACK NAME Red Bull Ring
TRACK LENGTH 4318m
TURN COUNT 10
FASTEST LAP: #14. MSC - 1:30.692

STARTED: 28 CLASSIFIED: 28 NOT CLASSIFIED: 0 DISQUALIFIED: 0

Nr.	Drivers	Team	Lap	Best Time	Gap	Diff	Kph	Day Time
	Car	Competitor						

CLASS: ProAm

Started: 6

Classified: 6

Not Classified: 0

1	5	S.Spreng(DEU) Porsche 911 GT3 Cup	GP Elite(NLD)	11	1:31.570			169.7	15:05:06
2	84	A.Alshehab(KUW) Porsche 911 GT3 Cup	CarTech Motorsport Bonk(DEU)	8	1:31.846	0.276	0.276	169.2	15:00:46
3	54	M.Essmann(DEU) Porsche 911 GT3 Cup	CarTech Motorsport Bonk(DEU)	9	1:32.465	0.895	0.619	168.1	15:02:35
4	65	K.Pfister(DEU) Porsche 911 GT3 Cup	HRT Performance(DEU) HRT Performance	11	1:33.040	1.470	0.575	167.0	15:03:21
5	69	H.Harmsen(DEU) Porsche 911 GT3 Cup	HRT Performance(DEU)	12	1:33.714	2.144	0.674	165.8	15:05:48
6	4	G.Donchev(BGR) Porsche 911 GT3 Cup	ProfilDoors by Huber Racing(AUT)	2	1:36.891	5.321	3.177	160.4	14:38:36

CLASS: Rookie

Started: 8

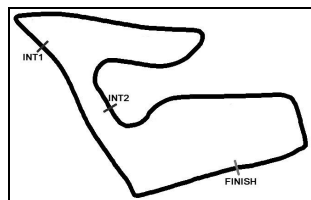
Classified: 8

Not Classified: 0

1	12	H.Jones(AUS) Porsche 911 GT3 Cup	Scherer Sport PHX(DEU)	11	1:31.083			170.6	15:05:16
2	34	T.Oeverhaus(DEU) Porsche 911 GT3 Cup	CarTech Motorsport Bonk(DEU)	8	1:31.258	0.175	0.175	170.3	15:00:58
3	27	G.Cordeel(BEL) Porsche 911 GT3 Cup	GP Elite(NLD)	9	1:31.319	0.236	0.061	170.2	15:02:00
4	7	J.Ferati(CHE) Porsche 911 GT3 Cup	FACH AUTO TECH(CHE)	10	1:31.390	0.307	0.071	170.0	15:03:57
5	6	V.Andronaco(DEU) Porsche 911 GT3 Cup	Allied-Racing(DEU)	10	1:31.427	0.344	0.037	170.0	15:03:52
6	40	J.Stiak(DEU) Porsche 911 GT3 Cup	ID Racing(DEU)	10	1:31.565	0.482	0.138	169.7	15:02:03
7	68	T.Stender(DEU) Porsche 911 GT3 Cup	HRT Performance(DEU)	11	1:32.498	1.415	0.933	168.0	15:03:49
8	88	H.Felbermayr(AUT) Porsche 911 GT3 Cup	Proton Competition(DEU)	11	1:32.901	1.818	0.403	167.3	15:05:03

Subject to final scrutineering!

Publication time:	Clerk of the Course:	Timekeeper:
-------------------	----------------------	-------------



Porsche Carrera Cup Deutschland Testda

PORSCHE

**CARRERA CUP
DEUTSCHLAND**

Sector List Session 3

Provisional

Reg. Nr.:

DMSB

Red Bull Ring, Length: 4318m

Air temperature: 22.78°C

Track temperature: 21.7°C

Weather condition: Dry

21 September 2023 14:35:00

Lap Id	Time	SE1	SP1	SE2	SP2	SE3	SP3	TSP	Lap Id	Time	SE1	SP1	SE2	SP2	SE3	SP3	TSP
4	Donchev, BGR(#1)								theoretical besttime: 1:33.617								
1 0	1:59.085	40.990	171	47.227	147	30.868	198	171	3		23.334	236	41.214	155			236
2 0	1:36.891	24.786	227	43.036	157	29.069	200	227									

5	Spreng, DEU(#1)								theoretical besttime: 1:31.485								
1 0	2:27.285	1:10.905	169	46.134	142	30.246	199	169	7 0	1:34.316	23.593	234	41.636	156	29.087	199	234
2 0	1:36.275	23.998	232	42.249	152	30.028	201	232	8 0	1:32.208	23.152	238	40.953	162	28.103	205	238
3 0	1:59.719	23.414	236	41.079	160	55.226	58	236	9 0	1:31.738	23.173	238	40.446	163	28.119	204	238
4 0	11:20.189	10:08.940	224	42.298	155	28.951	201	224	10 0	1:31.726	23.055	238	40.542	161	28.129	204	238
5 0	1:40.191	23.356	236	42.347	155	34.488	58	236	11 0	1:31.570	23.106	239	40.327	165	28.137	204	239
6 0	3:20.349	2:04.815	184	45.776	148	29.758	196	184									

6	Andronaco, DEU(#1)								theoretical besttime: 1:31.427								
1 0	2:29.007	1:10.617	134	47.466	146	30.924	199	134	7 0	1:33.754	23.436	235	41.162	158	29.156	203	235
2 0	1:38.559	23.818	232	41.945	155	32.796	190	232	8 0	1:31.917	22.931	238	40.839	169	28.147	204	238
3 0	2:20.610	30.439	204	48.101	79	1:02.070	49	204	9 0	1:31.584	22.870	239	40.708	168	28.006	204	239
4 0	11:03.918	9:46.964	219	42.164	159	34.790	59	219	10 0	1:31.427	22.862	238	40.617	168	27.948	203	238
5 0	2:00.689	45.294	231	41.552	166	33.843	58	231	11 0	1:32.109	22.908	238	40.783	166	28.418	203	238
6 0	3:10.164	1:53.670	125	46.757	147	29.737	196	125									

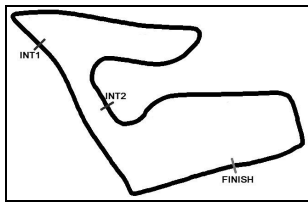
7	Ferati, CHE(#1)								theoretical besttime: 1:31.260								
1 0	2:22.935	1:05.793	172	46.887	147	30.255	199	172	7 0	3:33.285	2:18.537	201	44.253	153	30.495	198	201
2 0	1:35.001	23.904	232	41.735	150	29.362	202	232	8 0	1:33.424	23.668	226	41.351	164	28.405	203	226
3 0	1:54.827	23.974	209	41.151	165	49.702	45	209	9 0	1:32.011	23.110	238	40.870	166	28.031	203	238
4 0	11:44.018	10:33.819	223	41.628	163	28.571	203	223	10 0	1:31.390	23.140	238	40.283	172	27.967	204	238
5 0	1:32.493	23.309	236	41.016	168	28.168	204	236	11 0	1:32.808	23.010	239	41.738	167	28.060	203	239
6 0	1:37.237	23.228	237	40.638	164	33.371	54	237									

8	Fach, CHE(#1)								theoretical besttime: 1:30.814								
1 0	2:07.431	50.804	172	46.342	150	30.285	200	172	7 0	1:37.578	22.940	238	40.719	165	33.919	56	238
2 0	1:39.871	23.958	204	44.073	156	31.840	203	204	8 0	3:25.002	2:07.576	179	46.510	123	30.916	200	179
3 0	1:41.360	23.236	237	41.003	165	37.121	79	237	9 0	1:33.459	23.505	235	41.357	155	28.597	204	235
4 0	3:15.283	55.778	78	1:18.698	78	1:00.807	59	78	10 0	1:31.408	22.939	238	40.429	167	28.040	205	238
5 0	9:00.076	7:47.347	194	42.881	150	29.848	203	194	11 0	1:30.814	22.761	240	40.208	168	27.845	205	240
6 0	1:32.511	23.240	237	40.844	160	28.427	205	237	12 0	1:31.070	22.880	238	40.339	167	27.851	205	238

12	Jones, AUS(#1)								theoretical besttime: 1:30.952								
1 0	2:23.111	1:06.406	177	46.901	152	29.804	202	177	7 0	3:24.206	2:11.768	203	43.060	154	29.378	201	203
2 0	1:38.965	24.083	225	42.439	126	32.443	203	225	8 0	1:33.454	23.895	234	41.172	165	28.387	204	234
3 0	1:57.210	23.074	236	40.994	167	53.142	58	236	9 0	1:31.400	22.989	238	40.531	166	27.880	204	238
4 0	11:35.808	10:23.816	221	42.527	155	29.465	203	221	10 0	1:31.084	22.979	238	40.258	169	27.847	204	238
5 0	1:32.410	23.173	235	40.969	163	28.268	203	235	11 0	1:31.083	22.925	238	40.389	168	27.769	204	238
6 0	1:37.269	23.062	236	40.979	168	33.228	58	236									

13	Tauscher, DEU(#1)								theoretical besttime: 1:31.244								
1 0	1:59.105	36.525	190	49.913	136	32.667	177	190	7 0	1:37.685	22.934	237	40.832	161	33.919	57	237
2 0	1:40.142	27.067	206	43.596	153	29.479	191	206	8 0	2:47.015	1:29.841	185	47.406	147	29.768	190	185
3 0	1:59.930	29.355	213	47.598	159	42.977	38	213	9 0	1:41.640	25.029	223	43.817	154	32.794	196	223
4 0	12:49.519	11:35.726	203	43.925	150	29.868	201	203	10 0	1:34.888	24.133	228	41.901	152	28.854	204	228
5 0	1:32.198	23.124	236	40.923	160	28.151	203	236	11 0	1:31.333	23.023	238	40.513	165	27.797	204	238
6 0	1:31.591	22.950	238	40.603	163	28.038	204	238									

14	Schuring, NLD(#1)								theoretical besttime: 1:30.584								
1 0	2:05.096	48.819	170	46.551	146	29.726	203	170	7 0	1:36.757	22.965	239	40.702	164	33.090	58	239
2 0	1:41.081	25.087	197	44.559	152	31.435	203	197	8 0	3:08.226	1:52.599	203	45.042	150	30.585	201	203
3 0	1:41.170	23.207	237	40.988	165	36.975	79	237	9 0	1:35.437	23.563	236	42.709	148	29.165	204	236
4 0	3:14.884	55.680	78	1:18.406	78	1:00.798	56	78	10 0	1:30.959	22.899	239	40.320	166	27.740	205	239
5 0	9:01.035	7:48.487	218	42.891	148	29.657	203	218	11 0	1:30.769	22.876	238	40.137	166	27.756	204	238
6 0	1:32.804	23.252	236	41.237	158	28.315	205	236	12 0	1:30.692	22.784	238	40.245	167	27.663	205	238



Porsche Carrera Cup Deutschland Testda

PORSCHE

**CARRERA CUP
DEUTSCHLAND**

Sector List Session 3

Provisional

Reg. Nr.:

DMSB

Red Bull Ring, Length: 4318m

Air temperature: 22.78°C

Track temperature: 21.7°C

Weather condition: Dry

21 September 2023 14:35:00

Lap Id	Time	SE1	SP1	SE2	SP2	SE3	SP3	TSP	Lap Id	Time	SE1	SP1	SE2	SP2	SE3	SP3	TSP
--------	------	-----	-----	-----	-----	-----	-----	-----	--------	------	-----	-----	-----	-----	-----	-----	-----

19 King, GBR(#1)

theoretical besttime: 1:30.797

1	0	2:06.983	49.834	178	46.622	153	30.527	198	178	7	0	1:30.958	22.852	237	40.272	163	27.834	204	237
2	0	1:42.939	26.449	206	44.315	160	32.175	203	206	8	0	1:31.085	22.748	238	40.361	168	27.976	203	238
3	0	1:47.812	23.725	233	41.537	158	42.550	39	233	9	0	1:30.893	22.844	239	40.259	166	27.790	204	239
4	0	13:05.587	11:51.430	207	44.101	148	30.056	196	207	10	0	1:33.725	22.906	239	41.301	150	29.518	204	239
5	0	1:35.239	24.217	230	42.186	156	28.836	202	230	11	0	1:43.526	25.782	175	41.776	152	35.968	58	175
6	0	1:31.474	23.089	236	40.473	163	27.912	203	236	12									

22 Ferrer-Aza, CHE(#1)

theoretical besttime: 1:31.468

1	0	2:12.506	52.704	150	47.749	143	32.053	185	150	7	0	3:46.987	2:28.473	161	48.074	148	30.440	191	161
2	0	1:40.120	25.654	204	43.693	152	30.773	201	204	8	0	1:35.014	24.564	208	41.686	152	28.764	202	208
3	0	1:48.631	23.313	236	41.170	159	44.148	39	236	9	0	1:31.920	23.098	237	40.675	160	28.147	205	237
4	0	12:05.831	10:47.976	195	45.467	144	32.388	203	195	10	0	1:31.773	22.977	238	40.530	166	28.266	203	238
5	0	1:33.863	23.211	236	41.317	160	29.335	203	236	11	0	1:31.483	22.992	237	40.462	165	28.029	204	237
6	0	1:37.722	23.373	237	41.252	161	33.097	59	237										

24 Hartog, NLD(#1)

theoretical besttime: 1:30.879

1	0	2:28.514	1:08.024	164	46.644	154	33.846	58	164	6	0	3:05.199	1:47.472	100	47.842	150	29.885	200	100
2	0	15:17.779	14:04.495	193	43.387	158	29.897	203	193	7	0	1:33.004	23.371	235	41.027	160	28.606	204	235
3	0	1:38.849	23.117	236	44.994	135	30.644	204	236	8	0	1:30.961	22.992	237	40.242	166	27.727	204	237
4	0	1:32.331	23.082	237	41.009	163	28.240	204	237	9	0	1:31.086	22.910	237	40.324	166	27.852	204	237
5	0	1:36.236	22.985	238	40.980	163	32.271	58	238										

25 ten Voorde, NLD(#1)

theoretical besttime: 1:30.845

1	0	3:08.236	1:52.361	172	45.581	149	30.294	199	172	7	0	1:35.729	24.234	205	43.309	163	28.186	204	205
2	0	1:33.498	24.366	234	41.072	165	28.060	203	234	8	0	1:31.127	22.822	238	40.360	169	27.945	204	238
3	0	2:33.669	23.117	236	1:09.428	79	1:01.124	57	236	9	0	1:30.970	22.843	238	40.356	169	27.771	205	238
4	0	10:23.087	9:12.638	228	41.488	162	28.961	203	228	10	0	1:30.846	22.784	238	40.290	169	27.772	204	238
5	0	1:37.222	23.139	236	40.712	166	33.371	58	236	11	0	1:39.025	22.888	238	40.563	164	35.574	58	238
6	0	3:04.408	1:50.505	185	44.559	155	29.344	199	185										

27 Cordeel, BEL(#1)

theoretical besttime: 1:31.215

1	0	2:33.509	1:18.132	185	43.937	131	31.440	200	185	7	0	1:34.437	23.415	226	42.463	159	28.559	204	226
2	0	1:35.067	23.627	233	41.835	154	29.605	202	233	8	0	1:31.753	23.278	237	40.428	162	28.047	204	237
3	0	2:06.743	23.179	236	43.387	115	1:00.177	58	236	9	0	1:31.319	22.895	238	40.333	160	28.091	205	238
4	0	11:09.142	9:58.147	226	42.028	156	28.967	204	226	10	0	1:31.508	22.964	239	40.557	158	27.987	205	239
5	0	1:37.712	23.062	237	41.056	160	33.594	58	237	11	0	1:31.648	22.932	239	40.551	162	28.165	204	239
6	0	3:20.241	1:58.603	127	51.131	148	30.507	201	127										

28 van Eijndhoven, NLD(#1)

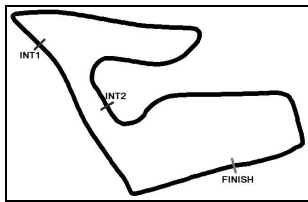
theoretical besttime: 1:30.904

1	0	2:24.884	1:11.126	189	44.780	158	28.978	203	189	7	0	1:31.160	22.906	239	40.425	164	27.829	204	239
2	0	1:33.507	23.145	232	41.576	146	28.786	205	232	8	0	1:30.948	22.870	237	40.300	162	27.778	205	237
3	0	1:51.124	23.012	238	40.556	160	47.556	59	238	9	0	1:31.003	22.826	238	40.343	164	27.834	205	238
4	0	11:48.840	10:31.332	207	42.151	153	35.357	58	207	10	0	1:31.738	23.096	237	40.405	166	28.237	204	237
5	0	3:09.840	1:56.647	221	42.882	158	30.311	198	221	11	0	1:51.788	22.994	238	40.418	164	48.376	59	238
6	0	1:33.225	23.488	232	41.474	163	28.263	204	232										

31 Freymuth, DEU(#1)

theoretical besttime: 1:31.832

1	0	1:54.697	38.808	197	45.712	140	30.177	193	197	8	0	1:31.990	22.997	238	40.925	155	28.068	205	238
2	0	1:36.363	24.436	218	43.124	146	28.803	204	218	9	0	1:31.954	22.973	238	40.957	154	28.024	204	238
3	0	1:32.709	23.125	237	41.212	153	28.372	204	237	10	0	1:31.873	22.956	238	40.880	156	28.037	204	238
4	0	2:45.661	38.395	77	1:13.859	93	53.407	58	77	11	0	1:32.244	22.947	238	40.996	154	28.301	204	238
5	0	11:00.823	9:46.467	206	44.881	145	29.475	196	206	12	0	1:38.184	22.967	239	40.861	152	34.356	58	239
6	0	1:35.397	23.805	231	43.291	151	28.301	204	231	13									
7	0	1:32.141	23.093	237	40.906	154	28.142	204	237										



Porsche Carrera Cup Deutschland Testda

PORSCHE

**CARRERA CUP
DEUTSCHLAND**

Sector List Session 3

Provisional

Reg. Nr.:

DMSB

Red Bull Ring, Length: 4318m

Air temperature: 22.78°C

Track temperature: 21.7°C

Weather condition: Dry

21 September 2023 14:35:00

Lap Id	Time	SE1	SP1	SE2	SP2	SE3	SP3	TSP	Lap Id	Time	SE1	SP1	SE2	SP2	SE3	SP3	TSP
34	Oeverhaus, DEU(#1)								theoretical besttime: 1:31.053								
1 0	2:33.131	1:16.242	126	45.588	135	31.301	201	126	7 0	1:33.006	23.106	235	41.639	149	28.261	204	235
2 0	1:37.370	23.512	234	42.054	153	31.804	203	234	8 0	1:31.258	22.859	238	40.448	161	27.951	205	238
3 0	2:07.212	23.202	236	42.655	110	1:01.355	52	236	9 0	1:31.327	22.929	238	40.560	158	27.838	205	238
4 0	11:18.208	9:59.675	208	42.214	153	36.319	59	208	10 0	1:31.352	22.767	238	40.707	149	27.878	204	238
5 0	3:40.749	2:24.504	193	45.258	135	30.987	197	193	11 0	1:33.620	22.993	238	41.494	135	29.133	204	238
6 0	1:37.465	24.517	192	43.645	147	29.303	203	192									

40	Stiak, DEU(#1)								theoretical besttime: 1:31.498								
1 0	2:30.524	1:13.968	157	46.302	145	30.254	196	157	7 0	1:32.537	23.080	236	40.786	161	28.671	204	236
2 0	1:42.848	24.336	188	47.771	148	30.741	203	188	8 0	1:31.931	23.198	237	40.615	163	28.118	204	237
3 0	2:13.249	23.470	234	46.532	77	1:03.247	52	234	9 0	1:32.161	23.052	238	41.088	162	28.021	204	238
4 0	11:22.105	10:09.294	186	43.671	153	29.140	196	186	10 0	1:31.565	22.933	238	40.601	167	28.031	204	238
5 0	1:33.787	23.558	227	41.789	156	28.440	202	227	11 0	1:31.733	23.061	237	40.708	163	27.964	204	237
6 0	1:32.668	23.284	235	41.145	160	28.239	204	235	12 0	1:31.585	22.967	238	40.635	164	27.983	204	238

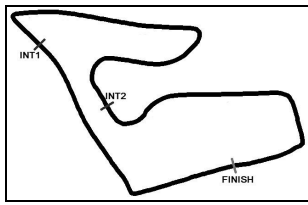
44	Greif, DEU(#1)								theoretical besttime: 1:31.809								
1 0	1:58.469	35.134	158	50.617	131	32.718	185	158	7 0	1:36.585	23.874	221	43.466	151	29.245	202	221
2 0	1:43.681	26.595	196	46.413	145	30.673	197	196	8 0	1:33.190	23.237	237	41.418	156	28.535	203	237
3 0	1:43.258	23.938	230	42.498	147	36.822	79	230	9 0	1:32.232	23.006	239	40.877	159	28.349	204	239
4 0	3:15.854	55.671	78	1:19.360	78	1:00.823	58	78	10 0	1:31.818	22.882	239	40.805	160	28.131	204	239
5 0	9:20.113	7:56.593	175	46.284	140	37.236	58	175	11 0	1:31.940	22.876	239	40.843	161	28.221	204	239
6 0	3:17.230	1:57.813	138	47.826	139	31.591	199	138	12 0	1:31.987	22.998	238	40.802	161	28.187	204	238

54	Essmann, DEU(#1)								theoretical besttime: 1:32.422								
1 0	2:38.375	1:19.591	155	47.819	139	30.965	193	155	7 0	1:33.710	23.715	237	41.308	160	28.687	201	237
2 0	1:37.003	24.635	210	42.917	158	29.451	201	210	8 0	1:32.731	23.317	238	41.046	160	28.368	204	238
3 0	2:15.658	24.383	234	47.283	80	1:03.992	42	234	9 0	1:32.465	23.216	238	41.046	161	28.203	204	238
4 0	11:10.679	9:49.570	213	44.756	154	36.353	58	213	10 0	1:32.525	23.261	238	41.104	165	28.160	204	238
5 0	3:36.140	2:18.910	158	45.881	134	31.349	201	158	11 0	1:32.912	23.261	237	41.180	165	28.471	203	237
6 0	1:38.483	24.291	214	45.024	156	29.168	197	214									

65	Pfister, DEU(#1)								theoretical besttime: 1:33.014								
1 0	2:15.742	54.602	156	49.649	132	31.491	186	156	8 0	1:33.361	23.345	237	41.338	158	28.678	200	237
2 0	1:48.702	25.249	209	48.013	104	35.440	199	209	9 0	1:33.641	23.411	236	41.462	153	28.768	200	236
3 0	2:08.260	23.577	233	41.937	134	1:02.746	56	233	10 0	1:33.589	23.450	237	41.457	158	28.682	201	237
4 0	11:12.895	10:00.705	214	43.058	148	29.132	200	214	11 0	1:33.040	23.156	237	41.243	156	28.641	201	237
5 0	1:34.013	23.411	234	41.483	162	29.119	203	234	12 0	1:33.389	23.266	236	41.446	152	28.677	200	236
6 0	1:33.346	23.362	235	41.301	162	28.683	201	235	13 0	1:33.348	23.489	235	41.244	156	28.615	201	235
7 0	1:34.050	23.523	235	41.718	157	28.809	200	235									

68	Stender, DEU(#1)								theoretical besttime: 1:32.462								
1 0	2:48.238	1:31.333	176	46.792	150	30.113	197	176	7 0	1:34.030	23.155	238	42.043	144	28.832	203	238
2 0	1:38.006	24.136	225	44.774	155	29.096	199	225	8 0	1:32.972	23.194	238	41.246	158	28.532	202	238
3 0	2:14.879	23.413	234	53.719	100	57.747	54	234	9 0	1:32.823	23.074	238	41.118	157	28.631	203	238
4 0	11:14.888	10:00.155	181	44.176	146	30.557	198	181	10 0	1:32.725	23.078	238	41.192	163	28.455	204	238
5 0	1:34.302	23.563	235	41.732	162	29.007	202	235	11 0	1:32.498	23.005	239	41.154	156	28.339	204	239
6 0	1:33.725	23.322	237	41.322	153	29.081	203	237	12 0	1:33.067	23.082	238	41.460	165	28.525	203	238

69	Harmsen, DEU(#1)								theoretical besttime: 1:33.531								
1 0	2:36.235	1:10.059	161	50.368	125	35.808	190	161	7 0	1:34.835	23.715	235	41.870	147	29.250	203	235
2 0	1:39.191	25.325	225	43.332	141	30.534	196	225	8 0	1:34.623	23.688	236	41.549	147	29.386	201	236
3 0	2:21.585	24.917	227	47.736	88	1:08.932	47	227	9 0	1:34.290	23.377	232	41.765	153	29.148	202	232
4 0	11:21.091	10:01.398	163	46.655	136	33.038	187	163	10 0	1:45.862	23.525	237	53.070	151	29.267	198	237
5 0	1:37.163	24.305	231	42.531	147	30.327	194	231	11 0	1:34.066	23.582	237	41.487	150	28.997	203	237
6 0	1:35.772	23.953	232	42.170	150	29.649	202	232	12 0	1:33.714	23.473	238	41.157	147	29.084	200	238



Porsche Carrera Cup Deutschland Testda

PORSCHE

**CARRERA CUP
DEUTSCHLAND**

Sector List Session 3

Provisional

Reg. Nr.:

DMSB

Red Bull Ring, Length: 4318m

Air temperature: 22.78°C

Track temperature: 21.7°C

Weather condition: Dry

21 September 2023 14:35:00

Lap Id	Time	SE1	SP1	SE2	SP2	SE3	SP3	TSP	Lap Id	Time	SE1	SP1	SE2	SP2	SE3	SP3	TSP
77	Köhler, DEU(#1)								theoretical besttime: 1:30.956								
1 0	2:21.452	1:04.912	186	46.961	143	29.579	198	186	6 0	5:38.689	4:25.121	217	43.879	155	29.689	199	217
2 0	1:33.379	23.543	236	41.371	155	28.465	203	236	7 0	1:37.007	23.572	235	42.485	138	30.950	204	235
3 0	1:51.053	22.967	238	40.773	161	47.313	50	238	8 0	1:31.152	22.931	238	40.377	162	27.844	204	238
4 0	11:54.691	10:35.788	217	42.970	161	35.933	56	217	9 0	1:31.250	23.009	239	40.366	160	27.875	204	239
5 0	1:59.895	45.176	232	40.976	160	33.743	53	232	10 0	1:30.972	22.857	238	40.255	163	27.860	206	238

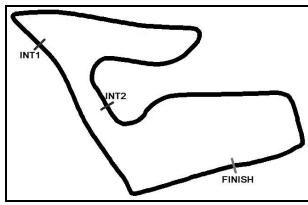
84	Alshehab, KUW(#1)								theoretical besttime: 1:31.846								
1 0	2:34.304	1:18.273	147	45.825	150	30.206	202	147	7 0	1:32.709	23.248	236	41.167	157	28.294	203	236
2 0	1:36.816	23.705	224	41.984	164	31.127	204	224	8 0	1:31.846	22.898	238	40.705	160	28.243	204	238
3 0	2:09.870	23.489	236	42.350	117	1:04.031	48	236	9 0	1:36.289	23.111	238	44.411	151	28.767	204	238
4 0	11:16.007	9:57.212	209	42.647	156	36.148	58	209	10 0	1:33.684	22.914	239	41.127	161	29.643	205	239
5 0	3:28.286	2:11.081	161	45.462	143	31.743	194	161	11 0	1:35.126	23.135	238	43.052	153	28.939	204	238
6 0	1:36.047	24.470	225	42.597	153	28.980	203	225									

87	Levi, ISR(#1)								theoretical besttime: 1:31.507								
1 0	2:03.899	45.581	159	47.769	145	30.549	196	159	7 0	1:32.062	23.186	236	40.633	168	28.243	203	236
2 0	1:35.747	23.995	219	42.355	154	29.397	201	219	8 0	1:31.836	23.118	236	40.610	166	28.108	203	236
3 0	1:32.895	23.266	234	40.866	165	28.763	178	234	9 0	1:39.605	23.059	238	40.522	168	36.024	57	238
4 0	2:40.785	37.340	92	1:09.705	89	53.740	51	92	10 0	2:34.784	1:18.678	196	44.946	156	31.160	198	196
5 0	10:28.269	9:16.723	193	42.692	161	28.854	199	193	11 0	1:34.404	25.234	227	41.056	167	28.114	203	227
6 0	1:32.902	23.475	233	41.108	166	28.319	202	233	12 0	1:31.614	23.166	236	40.384	171	28.064	203	236

88	Felbermayr, AUT(#1)								theoretical besttime: 1:32.117								
1 0	2:01.567	41.828	165	47.189	151	32.550	172	165	7 0	1:42.426	23.662	236	41.274	161	37.490	57	236
2 0	1:38.441	25.688	207	43.324	159	29.429	203	207	8 0	4:25.127	3:11.014	207	44.980	155	29.133	200	207
3 0	1:33.603	23.133	236	41.238	162	29.232	146	236	9 0	1:36.551	23.566	233	42.971	154	30.014	175	233
4 0	3:08.639	49.429	79	1:18.085	79	1:01.125	53	79	10 0	1:33.105	23.975	238	41.017	159	28.113	202	238
5 0	9:17.376	8:06.446	218	42.155	160	28.775	202	218	11 0	1:32.901	22.987	238	41.073	156	28.841	204	238
6 0	1:33.697	23.380	235	41.393	159	28.924	201	235									

98	Seyffert, DEU(#1)								theoretical besttime: 1:31.538								
1 0	2:08.147	51.475	181	46.385	156	30.287	194	181	8 0	1:31.927	23.212	236	40.582	165	28.133	203	236
2 0	1:39.910	24.084	221	44.006	159	31.820	204	221	9 0	1:32.032	23.310	237	40.618	166	28.104	203	237
3 0	1:41.414	23.070	238	40.957	162	37.387	78	238	10 0	1:31.772	23.067	238	40.636	168	28.069	204	238
4 0	3:17.210	56.005	77	1:19.218	84	1:01.987	50	77	11 0	1:31.705	22.891	238	40.749	163	28.065	204	238
5 0	9:55.644	8:38.798	184	46.699	140	30.147	190	184	12 0	1:32.342	23.223	236	40.822	150	28.297	204	236
6 0	1:37.023	24.377	225	44.195	159	28.451	203	225	13 0	1:32.365	22.989	238	40.872	161	28.504	202	238
7 0	1:31.924	22.974	238	40.766	163	28.184	204	238									

99	Buus, DNK(#1)								theoretical besttime: 1:30.846								
1 0	2:32.975	1:10.279	151	50.836	138	31.860	174	151	7 0	1:31.105	22.872	237	40.365	167	27.868	204	237
2 0	1:38.991	26.160	206	42.705	157	30.126	200	206	8 0	1:31.006	22.857	237	40.263	168	27.886	204	237
3 0	2:12.427	23.752	217	46.750	79	1:01.925	48	217	9 0	1:31.094	22.856	238	40.289	170	27.949	203	238
4 0	12:01.601	10:44.906	173	45.875	147	30.820	198	173	10 0	1:38.024	22.828	238	45.150	140	30.046	204	238
5 0	1:41.456	24.471	219	45.444	147	31.541	204	219	11 0	1:31.020	22.895	237	40.188	173	27.937	204	237
6 0	1:31.680	23.031	235	40.697	165	27.952	203	235	12 0	1:31.342	22.817	238	40.161	173	28.364	202	238



Porsche Carrera Cup Deutschland Testda

Top speed list Session 3

PORSCHE

CARRERA CUP
DEUTSCHLAND

Provisional

Reg. Nr.:

DMSB

Red Bull Ring, Length: 4318m

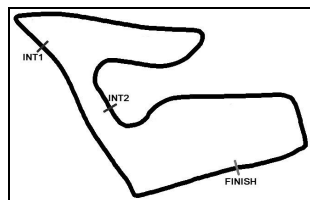
Air temperature: 22.78°C

Track temperature: 21.7°C

Weather condition: Dry

21 September 2023 14:35:00

#	Name (NAT)	Team	Car name	Speed	Lap	Race time
8	Alexander Fach (CHE)	FACH AUTO TECH (CHE)	Porsche 911 GT3 Cup	240.26	11	27:46.740
44	Jonas Greif (DEU)	ProfilDoors by Huber Racing (AUT)	Porsche 911 GT3 Cup	239.73	10	26:23.494
77	Leon Köhler (DEU)	Proton Competition (DEU)	Porsche 911 GT3 Cup	239.73	9	28:50.327
27	Ghislain Cordeel (BEL)	GP Elite (NLD)	Porsche 911 GT3 Cup	239.73	11	28:54.363
14	Morris Schuring (NLD)	FACH AUTO TECH (CHE)	Porsche 911 GT3 Cup	239.20	7	19:39.035
28	Huib van Eijndhoven (NLD)	Team GP Elite (NLD)	Porsche 911 GT3 Cup	239.20	7	22:44.326
19	Harry King (GBR)	Allied-Racing (DEU)	Porsche 911 GT3 Cup	239.20	9	25:14.921
6	Vincent Andronaco (DEU)	Allied-Racing (DEU)	Porsche 911 GT3 Cup	239.20	9	26:11.488
68	Tim Stender (DEU)	HRT Performance (DEU)	Porsche 911 GT3 Cup	239.20	11	27:39.593
84	Ahmad Alshehab (KUW)	CarTech Motorsport Bonk (DEU)	Porsche 911 GT3 Cup	239.20	10	27:45.088
31	Sebastian Freymuth (DEU)	TEAM HUBER RACING (AUT)	Porsche 911 GT3 Cup	239.20	12	28:28.819
5	Sören Spreng (DEU)	GP Elite (NLD)	Porsche 911 GT3 Cup	239.20	11	28:57.102
7	Jasin Ferati (CHE)	FACH AUTO TECH (CHE)	Porsche 911 GT3 Cup	239.20	11	29:19.631
98	Jan Seyffert (DEU)	HP Racing International (DEU)	Porsche 911 GT3 Cup	238.66	3	4:11.127
24	Loek Hartog (NLD)	Team GP Elite (NLD)	Porsche 911 GT3 Cup	238.66	5	21:20.458
54	Michael Essmann (DEU)	CarTech Motorsport Bonk (DEU)	Porsche 911 GT3 Cup	238.66	8	24:53.365
40	Janne Stiak (DEU)	ID Racing (DEU)	Porsche 911 GT3 Cup	238.66	10	25:54.743
34	Theo Oeverhaus (DEU)	CarTech Motorsport Bonk (DEU)	Porsche 911 GT3 Cup	238.66	9	26:21.328
99	Bastian Buus (DNK)	Allied-Racing (DEU)	Porsche 911 GT3 Cup	238.66	10	26:35.163
25	Larry ten Voorde (NLD)	Team GP Elite (NLD)	Porsche 911 GT3 Cup	238.66	10	27:20.730
88	Horst Felix Felbermayr (AUT)	Proton Competition (DEU)	Porsche 911 GT3 Cup	238.66	10	27:21.402
22	Matteo Ferrer-Aza (CHE)	Scherer Sport PHX (DEU)	Porsche 911 GT3 Cup	238.66	10	28:15.571
12	Harri Jones (AUS)	Scherer Sport PHX (DEU)	Porsche 911 GT3 Cup	238.66	11	29:07.842
69	Holger Harmsen (DEU)	HRT Performance (DEU)	Porsche 911 GT3 Cup	238.66	12	29:38.186
13	Alexander Tauscher (DEU)	Huber Racing (AUT)	Porsche 911 GT3 Cup	238.14	6	20:23.844
87	Ariel Levi (ISR)	TEAM HUBER RACING (AUT)	Porsche 911 GT3 Cup	238.14	9	23:21.454
65	Kai Pfister (DEU)	HRT Performance (DEU)	Porsche 911 GT3 Cup	237.61	10	25:37.460
4	Georgi Donchev (BGR)	ProfilDoors by Huber Racing (AUT)	Porsche 911 GT3 Cup	236.05	3	3:59.310



Porsche Carrera Cup Deutschland Testda

PORSCHE

CARRERA CUP
DEUTSCHLAND

Pit Stops Session 3

Provisional

Reg. Nr.:

DMSB

Red Bull Ring, Length: 4318m

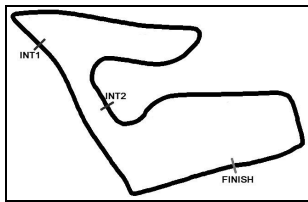
Air temperature: 22.78°C

Track temperature: 21.7°C

Weather condition: Dry

21 September 2023 14:35:00

Nr	Driver in	Day time in	Time in	Driver out	Day time out	Time out	Reason	Nett Time
24	Loek Hartog	14:37:23.860	2:23.860	Loek Hartog	14:51:08.710	16:08.710		13:44.850
19	Harry King	14:40:30.888	5:30.888	Harry King	14:52:05.741	17:05.741		11:34.853
13	Alexander Tauscher	14:40:32.143	5:32.143	Alexander Tauscher	14:51:51.068	16:51.068		11:18.925
22	Matteo Ferrer-Aza	14:40:34.297	5:34.297	Matteo Ferrer-Aza	14:51:02.856	16:02.856		10:28.559
77	Leon Köhler	14:40:40.521	5:40.521	Leon Köhler	14:50:58.747	15:58.747		10:18.226
28	Huub van Eijndhoven	14:40:44.923	5:44.923	Huub van Eijndhoven	14:50:57.907	15:57.907		10:12.984
7	Jasin Ferati	14:40:46.805	5:46.805	Jasin Ferati	14:51:02.072	16:02.072		10:15.267
12	Harri Jones	14:40:54.647	5:54.647	Harri Jones	14:50:59.799	15:59.799		10:05.152
5	Sören Spreng	14:40:58.652	5:58.652	Sören Spreng	14:50:48.894	15:48.894		9:50.242
65	Kai Pfister	14:41:07.897	6:07.897	Kai Pfister	14:50:49.663	15:49.663		9:41.766
27	Ghislain Cordeel	14:41:10.695	6:10.695	Ghislain Cordeel	14:50:50.850	15:50.850		9:40.155
34	Theo Oeverhaus	14:41:12.565	6:12.565	Theo Oeverhaus	14:50:54.279	15:54.279		9:41.714
84	Ahmad Alshehab	14:41:15.339	6:15.339	Ahmad Alshehab	14:50:55.060	15:55.060		9:39.721
99	Bastian Buus	14:41:18.817	6:18.817	Bastian Buus	14:51:42.265	16:42.265		10:23.448
40	Janne Stiak	14:41:21.427	6:21.427	Janne Stiak	14:51:10.225	16:10.225		9:48.798
6	Vincent Andronaco	14:41:22.630	6:22.630	Vincent Andronaco	14:50:51.848	15:51.848		9:29.218
54	Michael Essmann	14:41:24.658	6:24.658	Michael Essmann	14:50:56.595	15:56.595		9:31.937
69	Holger Harmsen	14:41:31.250	6:31.250	Holger Harmsen	14:51:12.840	16:12.840		9:41.590
68	Tim Stender	14:41:36.121	6:36.121	Tim Stender	14:51:14.750	16:14.750		9:38.629
25	Larry ten Voorde	14:42:10.677	7:10.677	Larry ten Voorde	14:51:04.135	16:04.135		8:53.458
31	Sebastian Freymuth	14:42:44.769	7:44.769	Sebastian Freymuth	14:52:12.082	17:12.082		9:27.313
87	Ariel Levi	14:42:48.013	7:48.013	Ariel Levi	14:51:46.214	16:46.214		8:58.201
88	Horst Felix Felbermayr	14:43:17.147	8:17.147	Horst Felix Felbermayr	14:51:05.294	16:05.294		7:48.147
44	Jonas Greif	14:43:36.651	8:36.651	Jonas Greif	14:51:11.699	16:11.699		7:35.048
14	Morris Schuring	14:43:37.418	8:37.418	Morris Schuring	14:51:06.579	16:06.579		7:29.161
8	Alexander Fach	14:43:39.359	8:39.359	Alexander Fach	14:51:07.396	16:07.396		7:28.037
98	Jan Seyffert	14:43:41.283	8:41.283	Jan Seyffert	14:51:57.992	16:57.992		8:16.709
4	Georgi Donchev	14:50:34.812	15:34.812					
6	Vincent Andronaco	14:52:27.500	17:27.500	Vincent Andronaco	14:52:55.391	17:55.391		27.891
34	Theo Oeverhaus	14:52:31.316	17:31.316	Theo Oeverhaus	14:54:35.585	19:35.585		2:04.269
84	Ahmad Alshehab	14:52:32.376	17:32.376	Ahmad Alshehab	14:54:20.401	19:20.401		1:48.025
28	Huub van Eijndhoven	14:52:33.730	17:33.730	Huub van Eijndhoven	14:54:10.698	19:10.698		1:36.968
77	Leon Köhler	14:52:35.726	17:35.726	Leon Köhler	14:53:03.765	18:03.765		28.039
54	Michael Essmann	14:52:37.084	17:37.084	Michael Essmann	14:54:34.391	19:34.391		1:57.307
44	Jonas Greif	14:52:56.738	17:56.738	Jonas Greif	14:54:33.202	19:33.202		1:36.464
27	Ghislain Cordeel	14:53:57.535	18:57.535	Ghislain Cordeel	14:55:29.881	20:29.881		1:32.346
5	Sören Spreng	14:53:59.038	18:59.038	Sören Spreng	14:55:40.247	20:40.247		1:41.209
25	Larry ten Voorde	14:54:11.038	19:11.038	Larry ten Voorde	14:55:39.211	20:39.211		1:28.173
6	Vincent Andronaco	14:54:28.161	19:28.161	Vincent Andronaco	14:55:59.148	20:59.148		1:30.987
77	Leon Köhler	14:54:35.341	19:35.341	Leon Köhler	14:58:41.295	23:41.295		4:05.954
12	Harri Jones	14:55:40.145	20:40.145	Harri Jones	14:57:33.324	22:33.324		1:53.179
7	Jasin Ferati	14:55:41.563	20:41.563	Jasin Ferati	14:57:41.264	22:41.264		1:59.701
14	Morris Schuring	14:55:48.151	20:48.151	Morris Schuring	14:57:20.380	22:20.380		1:32.229
8	Alexander Fach	14:55:49.272	20:49.272	Alexander Fach	14:57:36.870	22:36.870		1:47.598



Porsche Carrera Cup Deutschland Testda

PORSCHE

CARRERA CUP
DEUTSCHLAND

Pit Stops Session 3

Provisional

Reg. Nr.:

DMSB

Red Bull Ring, Length: 4318m

Air temperature: 22.78°C

Track temperature: 21.7°C

Weather condition: Dry

21 September 2023 14:35:00

Nr	Driver in	Day time in	Time in	Driver out	Day time out	Time out	Reason	Nett Time
88	Horst Felix Felbermayr	14:55:51.010	20:51.010	Horst Felix Felbermayr	14:58:42.427	23:42.427		2:51.417
22	Matteo Ferrer-Aza	14:55:54.105	20:54.105	Matteo Ferrer-Aza	14:58:00.171	23:00.171		2:06.066
24	Loek Hartog	14:57:29.055	22:29.055	Loek Hartog	14:58:52.628	23:52.628		1:23.573
13	Alexander Tauscher	14:58:05.456	23:05.456	Alexander Tauscher	14:59:14.440	24:14.440		1:08.984
87	Ariel Levi	14:59:33.254	24:33.254	Ariel Levi	15:00:30.759	25:30.759		57.505
19	Harry King	15:04:35.600	29:35.600					
31	Sebastian Freymuth	15:04:39.414	29:39.414					
25	Larry ten Voorde	15:05:03.168	30:03.168					
28	Huub van Eijndhoven	15:05:13.458	30:13.458					