Result List
Provisional

Stewards / Race Management

STEWARD
STEWARD
STEWARD
RACE DIRECTOR
CLERK OF THE COURSE
TECHNICAL DELEGATE
CHIEF TIMEKEEPER

Weather Start/Finish

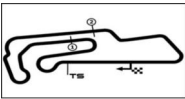
AIR 7.3°C
TRACK 10.3°C
CONDITIONS Wet
PRESSURE 1000 hPa
AIR 6.1°C
TRACK 11.8°C
CONDITIONS Wet
PRESSURE 1000 hPa

Track Information

GREEN FLAG 13:00:00
CHEQUERED FLAG 13:45:00
SAFETY CAR PHASE 0
FULL COURSE YELLOW PHASE 0
TRACK NAME Motorsport Arena Oschersleben
TRACK LENGTH 3667m
TURN COUNT 14
FASTEST LAP: #23. HVE - 1:25.587

STARTED: 23 CLASSIFIED: 23 NOT CLASSIFIED: 0 DISQUALIFIED: 0

Nr.	Drivers	Team	Lap	Best Time	Gap	Diff	Kph	Day Time
1	23 H.van Eijndhoven(NLD) Porsche 911 GT3 Cup (992)	UNISERVER by GP ELITE(NLD)	22	1:25.587			154.2	13:43:40
2	15 J.Stiak(DEU) Porsche 911 GT3 Cup (992)	Team75 Bernhard(DEU)	21	1:25.791	0.204	0.204	153.8	13:43:59
3	34 T.Oeverhaus(DEU) Porsche 911 GT3 Cup (992)	Bonk Motorsport(DEU)	15	1:25.831	0.244	0.040	153.8	13:26:53
4	24 K.Haverkort(NLD) Rookie Porsche 911 GT3 Cup (992)	UNISERVER by GP ELITE(NLD)	22	1:25.884	0.297	0.053	153.7	13:42:45
5	25 A.Levi(ISR) Porsche 911 GT3 Cup (992)	UNISERVER by GP ELITE(NLD)	19	1:25.931	0.344	0.047	153.6	13:39:38
6	1 L.ten Voorde(NLD) Porsche 911 GT3 Cup (992)	Proton Huber Competition(DEU)	24	1:26.247	0.660	0.316	153.0	13:43:17
7	19 H.King(GBR) Porsche 911 GT3 Cup (992)	Allied-Racing(DEU)	21	1:26.259	0.672	0.012	153.0	13:42:10
8	13 A.Tauscher(DEU) Porsche 911 GT3 Cup (992)	Proton Huber Competition(DEU)	22	1:26.480	0.893	0.221	152.6	13:43:24
9	44 J.Kellett(GBR) Porsche 911 GT3 Cup (992)	ID Racing(DEU)	23	1:26.480	0.893		152.6	13:43:33
10	60 A.Hartvig(DNK) Rookie Porsche 911 GT3 Cup (992)	Allied-Racing(DEU)	20	1:26.542	0.955	0.062	152.5	13:40:59
11	55 C.Bönighausen(DEU) Rookie Porsche 911 GT3 Cup (992)	CarTech Motorsport(DEU)	16	1:26.627	1.040	0.085	152.3	13:31:26
12	21 M.Klein(FRA) Porsche 911 GT3 Cup (992)	Target(ITA)	20	1:26.693	1.106	0.066	152.2	13:43:50
13	91 G.Tüccaroglu(DEU) Rookie Porsche 911 GT3 Cup (992)	HP Racing Team[a-workx](DEU)	23	1:26.807	1.220	0.114	152.0	13:42:50
14	16 F.Schuring(NED) Rookie Porsche 911 GT3 Cup (992)	Team Proton Huber Competition(AUT)	23	1:26.895	1.308	0.088	151.9	13:43:21
15	31 S.Freyruth(DEU) Porsche 911 GT3 Cup (992)	Proton Huber Competition(DEU)	25	1:26.955	1.368	0.060	151.8	13:43:58
16	88 H.Felbermayr(AUT) Porsche 911 GT3 Cup (992)	Team Proton Huber Competition(AUT)	24	1:27.004	1.417	0.049	151.7	13:43:23
17	42 K.Blum(AUT) Rookie Porsche 911 GT3 Cup (992)	ID Racing(DEU)	21	1:27.022	1.435	0.018	151.6	13:42:17
18	12 S.van Soelen(NLD) Rookie Porsche 911 GT3 Cup (992)	Target(ITA)	22	1:27.070	1.483	0.048	151.6	13:41:59
19	43 K.Kret(POL) Rookie Porsche 911 GT3 Cup (992)	Bonk Motorsport(DEU)	20	1:27.078	1.491	0.008	151.6	13:40:45
20	5 S.Spreng(DEU) ProAm Porsche 911 GT3 Cup (992)	GP ELITE(NLD)	20	1:27.188	1.601	0.110	151.4	13:42:05
21	84 A.Alshehab(KUW) ProAm Porsche 911 GT3 Cup (992)	CarTech Motorsport(DEU)	18	1:27.766	2.179	0.578	150.4	13:34:26



DTM Oschersleben

Porsche Sixt Carrera Cup Deutschland Testday

Session 2

25 April 2024 13:00

PORSCHE

SIXT
CARRERA CUP
DEUTSCHLAND

Result List Provisional

Nr.	Drivers	Team	Lap	Best Time	Gap	Diff	Kph	Day Time
Cl.	Car							
22	54 M.Essmann(DEU) ProAm Porsche 911 GT3 Cup (992)	CarTech Motorsport(DEU)	21	1:27.774	2.187	0.008	150.3	13:40:22
23	98 J.Seyffert(DEU) Porsche 911 GT3 Cup (992)	HP Racing Team[a-workx](DEU)	11	1:27.935	2.348	0.161	150.1	13:24:42

Subject to final scrutineering!

Publication time:

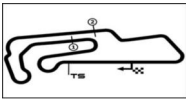
Clerk of the Course:

Timekeeper:

ver: 1.0

Page 2/ 2 printed: 25.4.2024 13:56





Class Result List Provisional

Stewards / Race Management

STEWARD
STEWARD
STEWARD
RACE DIRECTOR
CLERK OF THE COURSE
TECHNICAL DELEGATE
CHIEF TIMEKEEPER

Weather Start/Finish

AIR 7.3°C
TRACK 10.3°C
CONDITIONS Wet
PRESSURE 1000 hPa
AIR 6.1°C
TRACK 11.8°C
CONDITIONS Wet
PRESSURE 1000 hPa

Track Information

GREEN FLAG 13:00:00
CHEQUERED FLAG 13:45:00
SAFETY CAR PHASE 0
FULL COURSE YELLOW PHASE 0
TRACK NAME Motorsport Arena Oschersleben
TRACK LENGTH 3667m
TURN COUNT 14
FASTEST LAP: #23. HVE - 1:25.587

STARTED: 23 CLASSIFIED: 23 NOT CLASSIFIED: 0 DISQUALIFIED: 0

Nr.	Drivers	Team	Lap	Best Time	Gap	Diff	Kph	Day Time
	Car	Competitor						

CLASS: Rookie

Started: 8

Classified: 8

Not Classified: 0

1	24	K.Haverkort(NLD) Porsche 911 GT3 Cup (992)	UNISERVER by GP ELITE(NLD) UNISERVER by GP ELITE	22	1:25.884			153.7	13:42:45
2	60	A.Hartvig(DNK) Porsche 911 GT3 Cup (992)	Allied-Racing(DEU) Allied Racing	20	1:26.542	0.658	0.658	152.5	13:40:59
3	55	C.Bönighausen(DEU) Porsche 911 GT3 Cup (992)	CarTech Motorsport(DEU) CarTech Motorsport	16	1:26.627	0.743	0.085	152.3	13:31:26
4	91	G.Tüccaroglu(DEU) Porsche 911 GT3 Cup (992)	HP Racing Team[a-workx](DEU) HP Racing Team[a-workx]	23	1:26.807	0.923	0.180	152.0	13:42:50
5	16	F.Schuring(NED) Porsche 911 GT3 Cup (992)	Team Proton Huber Competition(AUT) Team Proton Huber Competition	23	1:26.895	1.011	0.088	151.9	13:43:21
6	42	K.Blum(AUT) Porsche 911 GT3 Cup (992)	ID Racing(DEU) ID Racing	21	1:27.022	1.138	0.127	151.6	13:42:17
7	12	S.van Soelen(NLD) Porsche 911 GT3 Cup (992)	Target(ITA) Target	22	1:27.070	1.186	0.048	151.6	13:41:59
8	43	K.Kret(POL) Porsche 911 GT3 Cup (992)	Bonk Motorsport(DEU) Bonk Motorsport	20	1:27.078	1.194	0.008	151.6	13:40:45

CLASS: ProAm

Started: 3

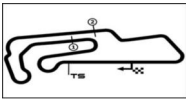
Classified: 3

Not Classified: 0

1	5	S.Spreng(DEU) Porsche 911 GT3 Cup (992)	GP ELITE(NLD) GP ELITE	20	1:27.188			151.4	13:42:05
2	84	A.Alshehab(KUW) Porsche 911 GT3 Cup (992)	CarTech Motorsport(DEU) CarTech Motorsport	18	1:27.766	0.578	0.578	150.4	13:34:26
3	54	M.Essmann(DEU) Porsche 911 GT3 Cup (992)	CarTech Motorsport(DEU) CarTech Motorsport	21	1:27.774	0.586	0.008	150.3	13:40:22

Subject to final scrutineering!

Publication time:	Clerk of the Course:	Timekeeper:
-------------------	----------------------	-------------



Sector List Provisional

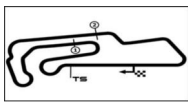
Table with 17 columns: Lap Id, Time, SE1, SP1, SE2, SP2, SE3, SP3, TSP. Row 1: ten Voorde, NLD(#1) theoretical besttime: 1:26.201. Rows 2-13: Driver data for lap 1.

Table with 17 columns: Lap Id, Time, SE1, SP1, SE2, SP2, SE3, SP3, TSP. Row 1: Spreng, DEU(#1) theoretical besttime: 1:27.157. Rows 2-11: Driver data for lap 5.

Table with 17 columns: Lap Id, Time, SE1, SP1, SE2, SP2, SE3, SP3, TSP. Row 1: van Soelen, NLD(#1) theoretical besttime: 1:26.919. Rows 2-12: Driver data for lap 12.

Table with 17 columns: Lap Id, Time, SE1, SP1, SE2, SP2, SE3, SP3, TSP. Row 1: Tauscher, DEU(#1) theoretical besttime: 1:26.480. Rows 2-12: Driver data for lap 13.

Table with 17 columns: Lap Id, Time, SE1, SP1, SE2, SP2, SE3, SP3, TSP. Row 1: Stiak, DEU(#1) theoretical besttime: 1:25.791. Rows 2-5: Driver data for lap 15.



Sector List Provisional

Table with 17 columns: Lap Id, Time, SE1, SP1, SE2, SP2, SE3, SP3, TSP. Rows 6-11 showing lap data for various drivers.

16 Schuring, NED(#1)

theoretical besttime: 1:26.827

Table with 17 columns: Lap Id, Time, SE1, SP1, SE2, SP2, SE3, SP3, TSP. Rows 1-12 showing lap data for Schuring.

19 King, GBR(#1)

theoretical besttime: 1:25.984

Table with 17 columns: Lap Id, Time, SE1, SP1, SE2, SP2, SE3, SP3, TSP. Rows 1-11 showing lap data for King.

21 Klein, FRA(#1)

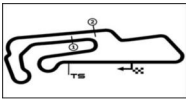
theoretical besttime: 1:26.631

Table with 17 columns: Lap Id, Time, SE1, SP1, SE2, SP2, SE3, SP3, TSP. Rows 1-11 showing lap data for Klein.

23 van Eijndhoven, NLD(#1)

theoretical besttime: 1:25.537

Table with 17 columns: Lap Id, Time, SE1, SP1, SE2, SP2, SE3, SP3, TSP. Rows 1-12 showing lap data for van Eijndhoven.



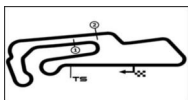
Sector List Provisional

Table for Sector 24: Haverkort, NLD(#1). Theoretical besttime: 1:25.819. Columns include Lap Id, Time, SE1, SP1, SE2, SP2, SE3, SP3, TSP for laps 1-12 and 13-24.

Table for Sector 25: Levi, ISR(#1). Theoretical besttime: 1:25.877. Columns include Lap Id, Time, SE1, SP1, SE2, SP2, SE3, SP3, TSP for laps 1-12 and 13-23.

Table for Sector 31: Freymuth, DEU(#1). Theoretical besttime: 1:26.857. Columns include Lap Id, Time, SE1, SP1, SE2, SP2, SE3, SP3, TSP for laps 1-13 and 14-26.

Table for Sector 34: Oeverhaus, DEU(#1). Theoretical besttime: 1:25.773. Columns include Lap Id, Time, SE1, SP1, SE2, SP2, SE3, SP3, TSP for laps 1-13 and 14-26.



Sector List Provisional

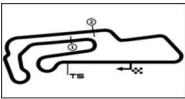
Table for driver 42 Blum, AUT(#1) with columns for Lap Id, Time, SE1, SP1, SE2, SP2, SE3, SP3, TSP and theoretical besttime: 1:26.740

Table for driver 43 Kret, POL(#1) with columns for Lap Id, Time, SE1, SP1, SE2, SP2, SE3, SP3, TSP and theoretical besttime: 1:26.824

Table for driver 44 Kellett, GBR(#1) with columns for Lap Id, Time, SE1, SP1, SE2, SP2, SE3, SP3, TSP and theoretical besttime: 1:25.997

Table for driver 54 Essmann, DEU(#1) with columns for Lap Id, Time, SE1, SP1, SE2, SP2, SE3, SP3, TSP and theoretical besttime: 1:27.663





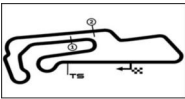
Sector List Provisional

Table for Sector 55: Bönighausen, DEU(#1). Theoretical besttime: 1:26.427. Columns include Lap Id, Time, SE1, SP1, SE2, SP2, SE3, SP3, TSP. Rows 1-13 show driver data.

Table for Sector 60: Hartvig, DNK(#1). Theoretical besttime: 1:26.415. Columns include Lap Id, Time, SE1, SP1, SE2, SP2, SE3, SP3, TSP. Rows 1-11 show driver data.

Table for Sector 84: Alshehab, KUW(#1). Theoretical besttime: 1:27.636. Columns include Lap Id, Time, SE1, SP1, SE2, SP2, SE3, SP3, TSP. Rows 1-12 show driver data.

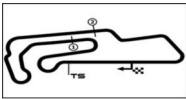
Table for Sector 88: Felbermayr, AUT(#1). Theoretical besttime: 1:26.840. Columns include Lap Id, Time, SE1, SP1, SE2, SP2, SE3, SP3, TSP. Rows 1-13 show driver data.



Sector List Provisional

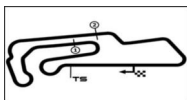
Table with 17 columns: Lap Id, Time, SE1, SP1, SE2, SP2, SE3, SP3, TSP. Row 91: Tüccaroglu, DEU(#1) theoretical besttime: 1:26.783. Data rows 1-13 with various lap times and sector times.

Table with 17 columns: Lap Id, Time, SE1, SP1, SE2, SP2, SE3, SP3, TSP. Row 98: Seyffert, DEU(#1) theoretical besttime: 1:27.243. Data rows 1-10 with various lap times and sector times.



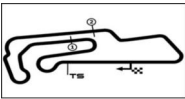
Top speed list Provisional

#	Name (NAT)	Team	Car name	Speed	Lap	Race time
44	James Kelleth (GBR)	ID Racing (DEU)	Porsche 911 GT3 Cup (992)	241.07	24	43:37.550
12	Senna van Soelen (NLD)	Target (ITA)	Porsche 911 GT3 Cup (992)	238.93	22	40:36.562
42	Kiano Blum (AUT)	ID Racing (DEU)	Porsche 911 GT3 Cup (992)	238.93	21	40:54.904
34	Theo Oeverhaus (DEU)	Bonk Motorsport (DEU)	Porsche 911 GT3 Cup (992)	238.93	24	41:17.467
43	Karol Kret (POL)	Bonk Motorsport (DEU)	Porsche 911 GT3 Cup (992)	238.93	22	42:17.185
88	Horst Felix Felbermayr (AUT)	Team Proton Huber Competition (AUT)	Porsche 911 GT3 Cup (992)	238.93	25	43:27.949
13	Alexander Tauscher (DEU)	Proton Huber Competition (DEU)	Porsche 911 GT3 Cup (992)	238.41	20	39:06.909
16	Flynt Schuring (NED)	Team Proton Huber Competition (AUT)	Porsche 911 GT3 Cup (992)	238.41	23	41:59.384
19	Harry King (GBR)	Allied-Racing (DEU)	Porsche 911 GT3 Cup (992)	238.41	22	42:14.545
23	Huub van Eijndhoven (NLD)	UNISERVER by GP ELITE (NLD)	Porsche 911 GT3 Cup (992)	238.41	22	42:19.520
15	Janne Stiak (DEU)	Team75 Bernhard (DEU)	Porsche 911 GT3 Cup (992)	237.88	14	27:19.542
84	Ahmad Alshehab (KUW)	CarTech Motorsport (DEU)	Porsche 911 GT3 Cup (992)	237.88	21	40:05.467
31	Sebastian Freymuth (DEU)	Proton Huber Competition (DEU)	Porsche 911 GT3 Cup (992)	237.88	24	41:08.577
60	Alexander Hartvig (DNK)	Allied-Racing (DEU)	Porsche 911 GT3 Cup (992)	237.36	8	11:53.141
1	Larry ten Voorde (NLD)	Proton Huber Competition (DEU)	Porsche 911 GT3 Cup (992)	237.36	16	25:15.928
55	Colin Jamie Bönighausen (DEU)	CarTech Motorsport (DEU)	Porsche 911 GT3 Cup (992)	237.36	23	40:24.035
21	Marvin Klein (FRA)	Target (ITA)	Porsche 911 GT3 Cup (992)	237.36	19	41:01.122
91	Gian Luca Tüccaroglu (DEU)	HP Racing Team[a-workx] (DEU)	Porsche 911 GT3 Cup (992)	237.36	23	41:28.269
54	Michael Essmann (DEU)	CarTech Motorsport (DEU)	Porsche 911 GT3 Cup (992)	237.36	23	41:56.649
24	Kas Haverkort (NLD)	UNISERVER by GP ELITE (NLD)	Porsche 911 GT3 Cup (992)	236.84	8	12:29.511
25	Ariel Levi (ISR)	UNISERVER by GP ELITE (NLD)	Porsche 911 GT3 Cup (992)	236.84	9	13:51.724
98	Jan Seyffert (DEU)	HP Racing Team[a-workx] (DEU)	Porsche 911 GT3 Cup (992)	236.84	11	23:19.256
5	Sören Spreng (DEU)	GP ELITE (NLD)	Porsche 911 GT3 Cup (992)	235.80	20	40:42.474



Pit Stops Provisional

Nr	Driver in	Day time in	Time in	Driver out	Day time out	Time out	Reason	Nett Time
19	Harry King	13:09:12.156	9:12.156	Harry King	13:15:50.086	15:50.086		6:37.930
98	Jan Seyffert	13:12:54.072	12:54.072	Jan Seyffert	13:18:37.138	18:37.138		5:43.066
16	Flynt Schuring	13:13:07.449	13:07.449	Flynt Schuring	13:16:16.218	16:16.218		3:08.769
13	Alexander Tauscher	13:13:13.766	13:13.766	Alexander Tauscher	13:16:19.261	16:19.261		3:05.495
88	Horst Felix Felbermayr	13:13:17.006	13:17.006	Horst Felix Felbermayr	13:16:17.918	16:17.918		3:00.912
60	Alexander Hartvig	13:13:29.571	13:29.571	Alexander Hartvig	13:16:21.455	16:21.455		2:51.884
44	James Kellett	13:13:50.286	13:50.286	James Kellett	13:16:54.293	16:54.293		3:04.007
42	Kiano Blum	13:14:04.993	14:04.993	Kiano Blum	13:16:46.475	16:46.475		2:41.482
1	Larry ten Voorde	13:14:28.904	14:28.904	Larry ten Voorde	13:16:15.284	16:15.284		1:46.380
21	Marvin Klein	13:14:53.330	14:53.330	Marvin Klein	13:19:32.691	19:32.691		4:39.361
12	Senna van Soelen	13:14:57.519	14:57.519	Senna van Soelen	13:19:53.881	19:53.881		4:56.362
43	Karol Kret	13:15:04.928	15:04.928	Karol Kret	13:21:24.287	21:24.287		6:19.359
54	Michael Essmann	13:15:19.841	15:19.841	Michael Essmann	13:19:00.942	19:00.942		3:41.101
91	Gian Luca Tüccaroglu	13:15:21.138	15:21.138	Gian Luca Tüccaroglu	13:18:14.974	18:14.974		2:53.836
25	Ariel Levi	13:15:28.342	15:28.342	Ariel Levi	13:20:02.013	20:02.013		4:33.671
24	Kas Haverkort	13:15:34.158	15:34.158	Kas Haverkort	13:19:02.687	19:02.687		3:28.529
5	Sören Spreng	13:15:35.597	15:35.597	Sören Spreng	13:18:27.219	18:27.219		2:51.622
23	Huub van Eijndhoven	13:15:37.840	15:37.840	Huub van Eijndhoven	13:19:35.115	19:35.115		3:57.275
15	Janne Stiak	13:15:40.449	15:40.449	Janne Stiak	13:21:12.295	21:12.295		5:31.846
34	Theo Oeverhaus	13:16:14.373	16:14.373	Theo Oeverhaus	13:18:59.179	18:59.179		2:44.806
55	Colin Jamie Bönighausen	13:16:17.389	16:17.389	Colin Jamie Bönighausen	13:21:51.878	21:51.878		5:34.489
84	Ahmad Alshehab	13:17:00.126	17:00.126	Ahmad Alshehab	13:21:00.134	21:00.134		4:00.008
31	Sebastian Freymuth	13:17:37.972	17:37.972	Sebastian Freymuth	13:20:18.274	20:18.274		2:40.302
42	Kiano Blum	13:23:45.441	23:45.441	Kiano Blum	13:25:27.501	25:27.501		1:42.060
60	Alexander Hartvig	13:24:01.662	24:01.662	Alexander Hartvig	13:29:59.855	29:59.855		5:58.193
13	Alexander Tauscher	13:25:31.716	25:31.716	Alexander Tauscher	13:31:08.778	31:08.778		5:37.062
21	Marvin Klein	13:25:48.862	25:48.862	Marvin Klein	13:30:03.256	30:03.256		4:14.394
5	Sören Spreng	13:26:16.829	26:16.829	Sören Spreng	13:32:27.331	32:27.331		6:10.502
1	Larry ten Voorde	13:26:52.736	26:52.736	Larry ten Voorde	13:31:05.622	31:05.622		4:12.886
16	Flynt Schuring	13:26:54.342	26:54.342	Flynt Schuring	13:31:06.575	31:06.575		4:12.233
25	Ariel Levi	13:27:49.822	27:49.822	Ariel Levi	13:31:43.801	31:43.801		3:53.979
19	Harry King	13:28:02.255	28:02.255	Harry King	13:29:58.162	29:58.162		1:55.907
88	Horst Felix Felbermayr	13:28:25.356	28:25.356	Horst Felix Felbermayr	13:31:07.485	31:07.485		2:42.129
24	Kas Haverkort	13:29:49.722	29:49.722	Kas Haverkort	13:33:04.250	33:04.250		3:14.528
23	Huub van Eijndhoven	13:30:09.955	30:09.955	Huub van Eijndhoven	13:34:05.780	34:05.780		3:55.825
98	Jan Seyffert	13:30:16.492	30:16.492	Jan Seyffert	13:36:10.897	36:10.897		5:54.405
91	Gian Luca Tüccaroglu	13:30:25.740	30:25.740	Gian Luca Tüccaroglu	13:33:06.766	33:06.766		2:41.026
31	Sebastian Freymuth	13:30:56.394	30:56.394	Sebastian Freymuth	13:33:17.095	33:17.095		2:20.701
44	James Kellett	13:30:58.800	30:58.800	James Kellett	13:33:51.101	33:51.101		2:52.301
42	Kiano Blum	13:31:52.724	31:52.724	Kiano Blum	13:34:04.670	34:04.670		2:11.946
15	Janne Stiak	13:31:53.775	31:53.775	Janne Stiak	13:36:01.913	36:01.913		4:08.138
12	Senna van Soelen	13:31:56.434	31:56.434	Senna van Soelen	13:34:16.543	34:16.543		2:20.109
43	Karol Kret	13:32:08.565	32:08.565	Karol Kret	13:34:28.105	34:28.105		2:19.540
54	Michael Essmann	13:33:34.054	33:34.054	Michael Essmann	13:35:47.279	35:47.279		2:13.225



DTM Oschersleben

Porsche Sixt Carrera Cup Deutschland Testday

Session 2

25 April 2024 13:00

PORSCHE

SIXT
CARRERA CUP
DEUTSCHLAND

Pit Stops Provisional

Nr	Driver in	Day time in	Time in	Driver out	Day time out	Time out	Reason	Nett Time
34	Theo Oeverhaus	13:34:23.029	34:23.029	Theo Oeverhaus	13:36:41.901	36:41.901		2:18.872
21	Marvin Klein	13:34:52.178	34:52.178	Marvin Klein	13:37:50.943	37:50.943		2:58.765
84	Ahmad Alshehab	13:36:10.964	36:10.964	Ahmad Alshehab	13:38:17.158	38:17.158		2:06.194
60	Alexander Hartvig	13:42:40.829	42:40.829					
19	Harry King	13:43:52.460	43:52.460					
55	Colin Jamie Bönighausen	13:44:54.396	44:54.396					
1	Larry ten Voorde	13:44:58.350	44:58.350					
16	Flynt Schuring	13:45:04.395	45:04.395					
21	Marvin Klein	13:45:33.746	45:33.746					
31	Sebastian Freymuth	13:45:38.480	45:38.480					
24	Kas Haverkort	13:45:52.763	45:52.763					
25	Ariel Levi	13:45:56.653	45:56.653					
91	Gian Luca Tüccaroglu	13:45:59.524	45:59.524					