


















PORSCHE

MOBIL 1 SUPERCUP

FORMULA 1 GRAND PRIX DE MONACO 2023 - Monaco

Qualifying Session Final Classification

NO	DRIVER	NAT	ENTRANT	TIME	LAPS	%	GAP	INT	KM/H	TIME OF DAY
1	25		Larry TEN VOORDE	1:33.573	14	100.000			128.383	18:55:24
2	3		Harry KING	1:33.763	17	100.203	0.190	0.190	128.123	19:09:21
3	1		Bastian BUUS	1:33.827	16	100.271	0.254	0.064	128.035	19:16:23
4	24		Loek HARTOG	1:33.846	16	100.291	0.273	0.019	128.009	19:09:09
5	11		Dorian BOCCOLACCI	1:33.935	15	100.386	0.362	0.089	127.888	18:55:28
6	7		Leon KOEHLER	1:33.990	13	100.445	0.417	0.055	127.813	19:06:40
7	4		Morris SCHURING	1:34.356	16	100.836	0.783	0.366	127.317	19:16:25
8	28		Huib VAN EIJNDHOVEN (R)	1:34.387	14	100.869	0.814	0.031	127.276	19:08:33
9	15		Giorgio AMATI (R)	1:34.411	15	100.895	0.838	0.024	127.243	19:09:13
10	18		Keagan MASTERS (R)	1:34.497	15	100.987	0.924	0.086	127.127	19:08:21
11	8		Simone IAQUINTA	1:34.567	16	101.062	0.994	0.070	127.033	18:52:23
12	2		Harri JONES (R)	1:34.580	16	101.076	1.007	0.013	127.016	19:09:23
13	19		Riccardo PERA (R)	1:34.740	14	101.247	1.167	0.160	126.801	18:54:28
14	26		Lucas GROENEVELD	1:34.765	16	101.273	1.192	0.025	126.768	19:07:36
15	6		Gustav BURTON (R)	1:35.078	16	101.608	1.505	0.313	126.350	19:00:05
16	16		Gianmarco QUARESMINI	1:35.152	16	101.687	1.579	0.074	126.252	18:54:32
17	14		Jaap VAN LAGEN	1:35.205	16	101.744	1.632	0.053	126.182	18:59:05
18	5		Alexander FACH	1:35.319	15	101.865	1.746	0.114	126.031	18:54:44
19	23		Jukka HONKAVUORI	1:35.420	14	101.973	1.847	0.101	125.898	18:56:17
20	27		Ghislain CORDEEL (R)	1:35.469	15	102.026	1.896	0.049	125.833	18:54:48
21	22		Alessandro GHIRETTI (R)	1:35.588	7	102.153	2.015	0.119	125.676	18:54:34
22	12		Benjamin PAQUE (R)	1:36.065	15	102.663	2.492	0.477	125.052	19:08:25
23	13		Michael VERHAGEN	1:36.515	15	103.144	2.942	0.450	124.469	19:06:05
24	9		Jorge LORENZO	1:36.517	15	103.146	2.944	0.002	124.467	19:08:42
25	20		Roar LINDLAND	1:37.158	10	103.831	3.585	0.641	123.646	18:56:36
26	21		Yves BALTAS (R)	1:37.697	14	104.407	4.124	0.539	122.963	19:00:01

NOT CLASSIFIED - 107% TIME 1:40.123

10	Pablo Marcelo OTERO		Team Huber Racing	1:51.174	9	118.809	17.601	13.477	108.057	19:03:54
17	Risto VUKOV		Ombra S.R.L.	2:26.509	4	156.571	52.936	35.335	81.996	18:50:16

Timekeeper:

© 2023 Formula One World Championship Limited

No part of these results/data may be reproduced, stored in a retrieval system or transmitted in any form or by any means electronic, mechanical, photocopying, recording, broadcasting or otherwise without prior permission of the copyright holder except for reproduction in local/national/international daily press and regular printed publications on sale to the public within 90 days of the event to which the results/data relate and provided that the copyright symbol and name of copyright owner appears.